

# BO 55

track  
180-7312638M



Project / Type

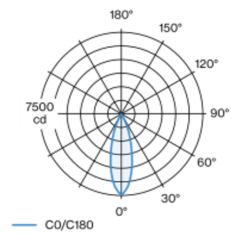
Notes

Count / Date



Cylindrical tracked spotlight in die-cast aluminium with 3PH universal adapter; classic style in elegant design for discerning requirements; surface jet black powder coated; 355° rotatable and 90° tiltable; converter integrated in the power track adapter; passive cooling of the LEDs through improved heat sink geometry; with COB (Chip on Board) technology for maximum efficiency; no appearance of multiple shadows; light colour 4000 K; binning initial MacAdam  $\leq 2$  SDCM; CRI  $\geq 90$ ; min. 80% of luminous flux after 50000 operating hours; energy efficient LEDs with high CRI; high quality, aluminium, vapour deposition coated reflector with faceted lens design; precise radiation characteristic with 30° beam; good glare control through recessed light point level; optical attachment available as accessory; accessories are listed separately; degree of protection IP20; PC2; 220-240 V; adapter for toolless insertion or movement on a variety of 3-phase power tracks; incl. DALI-2 converter; flicker-free visual comfort through analogue current control (minimum value 1%); light source replaceable by an authorized professional; control gear replaceable by an authorized professional;

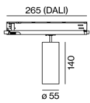
## Light distribution



medium 30°

h (m)	E0° (lx)	ø (m)
1	7440	0.54
2	1860	1.08
3	830	1.62
4	470	2.16
5	300	2.70

## Product drawing



## General

Ceiling | Track

tilt max 90°

rotation 355°

jet black | RAL 9005

IP20

2240 lm

## LED

4000 K

CRI  $\geq 90$

L80 / 50000 h

initial MacAdam  $\leq 2$  SDCM

R<sub>g</sub>: 98 | R<sub>f</sub>: 90 | R<sub>t(1-15)</sub>: 88

MR 0.8 | MDER 0.72

## Optical

medium | beam angle 30°

PstLM  $\leq 1.0$ <sup>1 2 3 4</sup> | SVM  $\leq 0.4$ <sup>1 2 3 4</sup>

## Electrical

DALI-2 | 1 DALI Addr.

PC2 | 220-240 V

system 22.3 W

system 100 lm/W<sup>5</sup>

## Physical

diameter 55 mm | height 140 mm

0.5 kg

<sup>1</sup> wallwasher lens BO 55 007-1965790  
<sup>2</sup> soft lens BO 55 007-1965990 <sup>3</sup> oval lens BO 55 007-1965890  
<sup>4</sup> Value of containing product at full load (undimmed)  
<sup>5</sup> incl. consideration of optical losses, internal control unit losses & operating device efficiency

## Installation instructions



## Lighting calculator



# BO 55

track  
180-7312638M



Project / Type

Notes

Count / Date

## Maintenance Factors

Operating Time [h]	10 000	20 000	30 000	40 000	50 000
LLMF	0.964	0.923	0.884	0.847	0.811
LSF	1	1	1	1	1
MF	LMF × RSMF × LLMF × LSF		RSMF <sup>a</sup>	Room Surface Maintenance Factor	
MF	Maintenance Factor		LLMF	Lamp Lumens Maintenance Factor	
LMF <sup>a</sup>	Luminaire Maintenance Factor		LSF	Lamp Survival Factor	

<sup>a</sup> According to "CIE 97, Maintenance of indoor electric lighting systems", 2005, ISBN 3-900-734-34-8. The values must be determined by the planner.


## Circuit Breaker Types

Automatic Circuit Breaker Type	Number of Fixtures
B10	31
B13	40
B16	50
B20	62
B25	78
C10	52
C13	67
C16	85
C20	104
C25	130

## Optical accessories

### HONEYCOMB LOUVER


TYPE	COLOUR	Ø (MM)	ARTICLE NUMBER(S)
for BO 55   SASSO 100	jet black	50	007-1965598



## Optical accessories

### OVAL LENS

TYPE	Ø (MM)	ARTICLE NUMBER(S)
for BO 55	50	007-1965890



### SOFT LENS

TYPE	Ø (MM)	ARTICLE NUMBER(S)
for BO 55	50	007-1965990



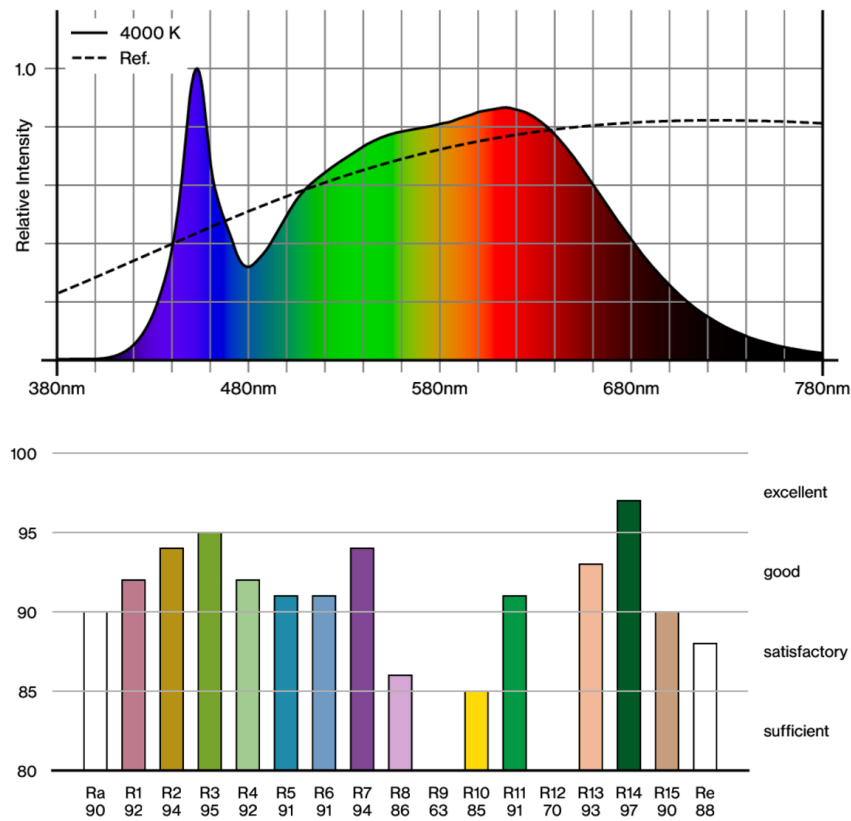
### WALLWASHER LENS

TYPE	Ø (MM)	ARTICLE NUMBER(S)
for BO 55	50	007-1965790

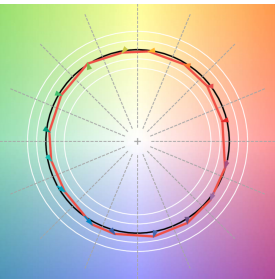




Colour rendering



TM30 colour vector graphic



The black line represents the black body reference. The red line indicates the results of the test light source. The deviation from the test light source to the reference is shown and is marked by arrows. The shorter the arrows, the higher the color rendering.