

PABLO basic

180-5121137S



Project / Type

Notes

Count / Date



General

Ceiling | Track

tilt max 310°

rotation 360°

traffic white | RAL 9016

IP20

1610 lm

LED

4000 K

CRI ≥ 95

L90 / 50000 h

initial MacAdam ≤ 2 SDCM

R_g: 98 | R_f: 91 | R₍₁₋₁₅₎: 96

MR 0.85 | MDER 0.77

Optical

spot | beam angle 12°

PstLM ≤ 1.0 ¹ | SVM ≤ 0.4 ¹

Electrical

DALI-2 | 1 DALI Addr.

PC1 | 220-240 V

system 22.9 W

system 70 lm/W ²

Physical

diameter 70 mm | height 98 mm

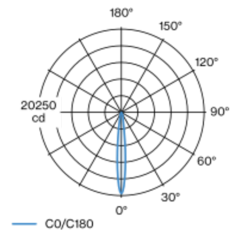
0.9 kg

tool-free fixation

¹ Value of containing product at full load (undimmed)
² incl. consideration of optical losses, internal control unit losses & operating device efficiency

Track light made of die-cast aluminium; surface traffic white powder coated; 360° rotatable and 310° tiltable; converter installed in aluminium spotlight housing; passive cooling of the LEDs through improved heat sink geometry; with COB (Chip on Board) technology for maximum efficiency; no appearance of multiple shadows; light colour 4000 K; binning initial MacAdam ≤ 2 SDCM; CRI ≥ 95; min. 90% of luminous flux after 50000 operating hours; energy efficient LEDs with high CRI; including high quality aluminium reflector with spherical reflector; high gloss anodised; neutral colour reflection through absolute freedom from interference colour; for brilliant object staging; precise radiation characteristic with 12° beam; installed and exchanged without tools; optical attachments available as accessories; degree of protection IP20; PC1; 220-240 V; adapter for toolless insertion or movement on a variety of 3-phase power tracks; adapter fixation without tools by means of knurled screw; incl. DALI-2 converter; point outlet, either in surface mounted housing or recessed housing, available as an accessory; accessories are listed separately; light source replaceable by an authorized professional; control gear replaceable by an authorized professional;

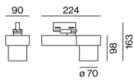
Light distribution



spot 12°

h (m)	EO ³ (lx)	ø (m)
1	19800	0.20
2	4900	0.40
3	2200	0.60
4	1200	0.81
5	800	1.01

Product drawing



Installation instructions



Lighting calculator



[180-5121137S] The technical data represent rated values for an ambient temperature of 25°C. The data values for the luminous flux are initially subject to a tolerance of +/- 10%, those for the electrical connected load are initially subject to a tolerance of +/- 10%, and those for the colour temperature are initially subject to a tolerance of +/- 150 K. No liability is assumed for typographical or printing errors. The general terms and conditions of XAL GmbH apply.
© XAL GmbH · Auer-Welsbach-Gasse 36 · 8055 Graz · Austria · www.xal.com

PABLO basic

180-5121137S



Project / Type

Notes

Count / Date

Maintenance Factors

Operating Time [h]	10 000	20 000	30 000	40 000	50 000
LLMF	0.97	0.95	0.93	0.91	0.9
LSF	1	1	1	1	1
MF	LMF × RSMF × LLMF × LSF		RSMF ^a	Room Surface Maintenance Factor	
MF	Maintenance Factor		LLMF	Lamp Lumens Maintenance Factor	
LMF ^a	Luminaire Maintenance Factor		LSF	Lamp Survival Factor	

^a According to "CIE 97, Maintenance of indoor electric lighting systems", 2005, ISBN 3-900-734-34-8. The values must be determined by the planner.

Circuit Breaker Types

Automatic Circuit Breaker Type	Number of Fixtures
B10	31
B13	40
B16	50
B20	62
B25	78
C10	52
C13	67
C16	85
C20	104
C25	130

Mounting accessories

SURFACE HOUSING / POINT OUTLET

COLOUR	Ø (MM)	ARTICLE NUMBER(S)
traffic white	120	186-072287
jet black	120	186-072288



RECESSED HOUSING / POINT OUTLET

TYPE	COLOUR	Ø (MM)	ARTICLE NUMBER(S)
ceiling thickness	traffic white	151	186-072277
ceiling thickness	jet black	151	186-072278



Optical accessories

SNOOT

COLOUR	Ø (MM)	ARTICLE NUMBER(S)
jet black	62	080-5900008



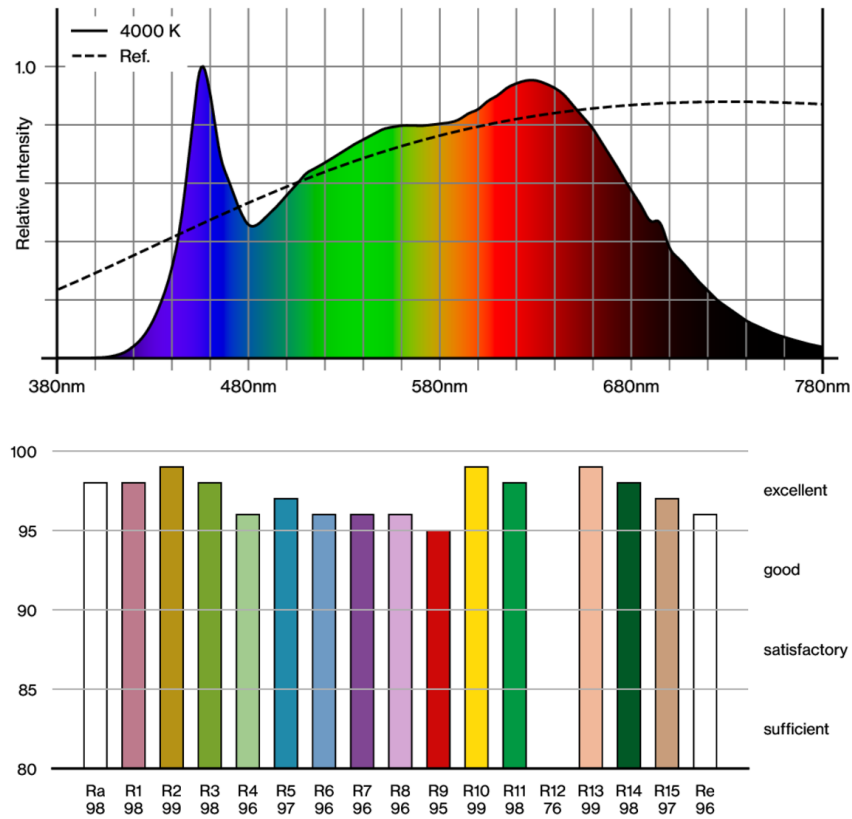
HONEYCOMB LOUVER

TYPE	COLOUR	Ø (MM)	ARTICLE NUMBER(S)
for BO 70 PABLO	jet black	61	080-5900018

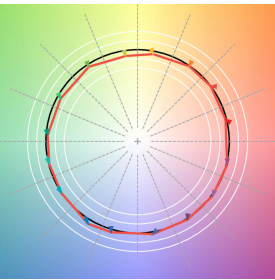




Colour rendering



TM30 colour vector graphic



The black line represents the black body reference. The red line indicates the results of the test light source. The deviation from the test light source to the reference is shown and is marked by arrows. The shorter the arrows, the higher the color rendering.