

# SONO LOOP 260 IP54

## direct


surface  
871-81265170



Project / Type

Notes

Count / Date



220-240 V

IP 54

General

Ceiling / Wall | Surface

white | RAL 9010 <sup>1</sup>

IP54

IK07

881 lm

LED

3000 K

CRI ≥ 80

L90 / 50000 h

initial MacAdam ≤ 3 SDCM

MR 0.54 | MDER 0.49

Optical

Opal | opal (lambertsch)

PstLM ≤ 1.0 <sup>2</sup> | SVM ≤ 0.4 <sup>2</sup>

Electrical

non DIM

PC1 | 220-240 V

system 7.6 W

system 116 lm/W <sup>3</sup>

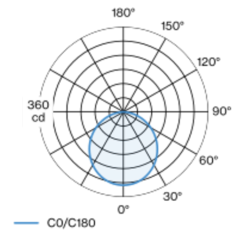
Physical

diameter 260 mm | height 82 mm

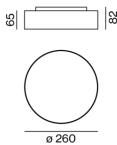
1.7 kg

Round luminaire housing in die-cast aluminium; attached ring in rolled and seamlessly welded aluminium profile; surface white powder coated; suitable for wall or ceiling mounting; time saving installation through snap-in mounting system; LED board highly reflective lacquered for higher efficiency; same luminance for all size versions; light colour 3000 K; binning initial MacAdam ≤ 3 SDCM; CRI ≥ 80; min. 90% of luminous flux after 50000 operating hours; energy efficient LEDs with high CRI; completely homogeneously illuminated, satin PMMA cover; luminaire with 2 cable openings and plug-in terminal for through wiring; degree of protection IP54; PC1; 220-240 V; shock resistance IK07; internal wiring in light halogen free; incl. converter, non dimmable; light source not replaceable; control gear replaceable by an authorized professional;

### Light distribution



### Product drawing



<sup>1</sup> RAL code <sup>2</sup> Value of containing product at full load (undimmed)  
<sup>3</sup> incl. consideration of optical losses, internal control unit losses & operating device efficiency

### Installation instructions



# SONO LOOP 260 IP54 direct

surface  
871-81265170



Project / Type

Notes

Count / Date

## Maintenance Factors

Operating Time [h]	10 000	20 000	30 000	40 000	50 000
LLMF	0.98	0.95	0.93	0.91	0.9
LSF	1	1	1	1	1
MF	LMF × RSMF × LLMF × LSF		RSMF <sup>a</sup>	Room Surface Maintenance Factor	
MF	Maintenance Factor		LLMF	Lamp Lumens Maintenance Factor	
LMF <sup>a</sup>	Luminaire Maintenance Factor		LSF	Lamp Survival Factor	

<sup>a</sup> According to "CIE 97, Maintenance of indoor electric lighting systems", 2005, ISBN 3-900-734-34-8. The values must be determined by the planner.

## Circuit Breaker Types

Automatic Circuit Breaker Type	Number of Fixtures
B10	30
B13	30
B16	37
B20	47
C10	38
C13	50
C16	61
C20	75

