

# SONO 450 IP54 direct

surface

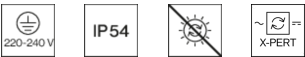
871-91465170



Project / Type

Notes

Count / Date



### General

Ceiling / Wall | Surface

white | RAL 9010 <sup>1</sup>

IP54

IK07

3060 lm

### LED

3000 K

CRI ≥ 80

L90 / 50000 h

initial MacAdam ≤ 3 SDCM

MR 0.54 | MDER 0.49

### Optical

Opal | opal (lambertsch)

PstLM ≤ 1.0 <sup>2</sup> | SVM ≤ 0.4 <sup>2</sup>

### Electrical

non DIM

PC1 | 220-240 V

system 23.2 W

system 132 lm/W <sup>3</sup>

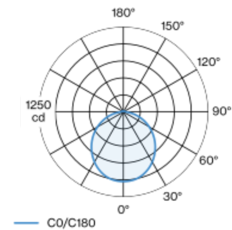
### Physical

diameter 445 mm | height 80 mm

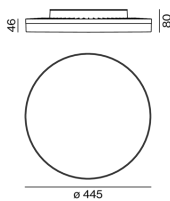
3.6 kg

Round luminaire housing in die-cast aluminium; surface white powder coated; suitable for wall or ceiling mounting; time saving installation through snap-in mounting system; LED board highly reflective lacquered for higher efficiency; same luminance for all size versions; light colour 3000 K; binning initial MacAdam ≤ 3 SDCM; CRI ≥ 80; min. 90% of luminous flux after 50000 operating hours; energy efficient LEDs with high CRI; completely homogeneously illuminated, satin PMMA cover; luminaire with 2 cable openings and plug-in terminal for through wiring; degree of protection IP54; PC1; 220-240 V; shock resistance IK07; internal wiring in light halogen free; incl. converter, non dimmable; light source not replaceable; control gear replaceable by an authorized professional;

### Light distribution



### Product drawing



<sup>1</sup> RAL code <sup>2</sup> Value of containing product at full load (undimmed)  
<sup>3</sup> incl. consideration of optical losses, internal control unit losses & operating device efficiency

### Installation instructions



# SONO 450 IP54 direct

surface

871-91465170



Project / Type

Notes

Count / Date

## Maintenance Factors

Operating Time [h]	10 000	20 000	30 000	40 000	50 000
LLMF	0.98	0.95	0.93	0.91	0.9
LSF	1	1	1	1	1

MF

MF

LMF<sup>a</sup>

LMF × RSMF × LLMF × LSF

Maintenance Factor

Luminaire Maintenance Factor

RSMF<sup>a</sup>

LLMF

LSF

Room Surface Maintenance Factor

Lamp Lumens Maintenance Factor

Lamp Survival Factor

<sup>a</sup> According to "CIE 97, Maintenance of indoor electric lighting systems", 2005, ISBN 3-900-734-34-8. The values must be determined by the planner.

## Circuit Breaker Types

Automatic Circuit Breaker Type	Number of Fixtures
B10	25
B13	32
B16	39
B20	49
C10	41
C13	53
C16	65
C20	81

## Mounting accessories

### DISMOUNTING TOOL

TYPE	ARTICLE NUMBER(S)
vacuum cup	086-30000

