

SONO 450 IP54 direct

surface

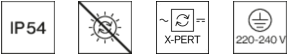
871-91465370



Project / Type

Notes

Count / Date



General

Ceiling / Wall | Surface

pure white | RAL 9010

IP54

IK07

3060 lm

LED

3000 K

CRI ≥ 80

L90 / 50000 h

initial MacAdam ≤ 3 SDCM

MR 0.54 | MDER 0.49

Optical

Opal | opal (lambertsch)

PstLM ≤ 1.0¹ | SVM ≤ 0.4¹

Electrical

DALI-2 | 1 DALI Addr.

PC1 | 220-240 V

system 23.2 W

system 132 lm/W²

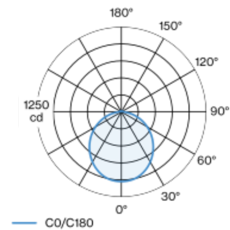
Physical

diameter 445 mm | height 80 mm

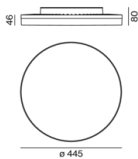
3.6 kg

Round luminaire housing in die-cast aluminium; surface pure white powder coated; suitable for wall or ceiling mounting; time saving installation through snap-in mounting system; LED board highly reflective lacquered for higher efficiency; same luminance for all size versions; light colour 3000 K; binning initial MacAdam ≤ 3 SDCM; CRI ≥ 80; min. 90% of luminous flux after 50000 operating hours; energy efficient LEDs with high CRI; completely homogeneously illuminated, satin PMMA cover; luminaire with 2 cable openings and plug-in terminal for through wiring; degree of protection IP54; PC1; 220-240 V; shock resistance IK07; internal wiring in light halogen free; incl. DALI-2 converter; light source not replaceable; control gear replaceable by an authorized professional;

Light distribution



Product drawing



Installation instructions

