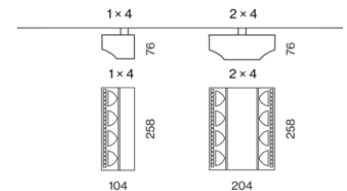


## Quickinfo

3000 K, 4000 K  
CRI  $\geq 80$  / 3 SDCM  
up to 134 lm/W  
L80 / 50000 h  
DALI-2, non DIM  
IP20

## Types



## Colour



## Light distributions



# SQUADRO wallwasher

track

**EN** Track light in die cast aluminium in two different types (4 lamps or 2x4 lamps) and with 2 types of light modules (for shelf floor washer and wall floor washer); surface powder coated; aisle spotlight with special, multi-free-form, facet effect surface reflectors for high precision light control; precise shelf and aisle zone lighting, optimum longitudinal glare control for high viewing comfort in the aisle zone, adjustable light modules; COB (Chip on Board) technology for maximum efficiency; efficient LEDs with very good colour rendering; IP 40 protection glass available as an accessory; including attachment for linear alignment of the spotlights

**DE** Stromschienenstrahler aus Aluminiumdruckguss in 2 verschiedenen Varianten (4-flammig bzw. 2x4-flammig) und mit 2 verschiedenen Lichtmodulen (für shelf floor washer und wall floor washer); Oberfläche pulverbeschichtet; Gangzonenstrahler mit speziellen Multi-Freiformflächenreflektoren mit Facettenoptik zur äußerst präzisen Lichtlenkung; punktgenaue Regal- und Gangzonenausleuchtung, optimale Längsentblendung für hohen Sehkomfort in der Gangzone, einstellbare Lichtmodule; COB (Chip on Board) Technologie für höchste Effizienz; effiziente LEDs mit sehr guter Farbwiedergabe; IP 40-Schutzglas als Zubehör erhältlich; inklusive Aufsatz zur linearen Ausrichtung der Strahler



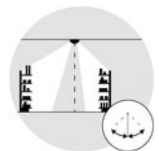
compatible with  
MOVE IT PRO



DiiA® standards  
251, 252, 253



glare-free  
reflector  
longitudinally &  
transversely



+20° up to -15°  
tiltable

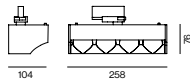


### SQUADRO 1 x 4 lamps wallwasher track



#### SHELF FLOOR WASHER CRI ≥ 80

SYSTEM	COLOUR TEMP.	LUM. FLUX	SYSTEM	ORDER CODE
51.0 W	3000 K	6010 lm	118 lm/W	1 4 9 - 2 2 3 1 5 <input checked="" type="checkbox"/> <input checked="" type="checkbox"/> S
	4000 K	6380 lm	125 lm/W	1 4 9 - 2 2 3 1 6 <input checked="" type="checkbox"/> <input checked="" type="checkbox"/> S



#### WALL FLOOR WASHER CRI ≥ 80

SYSTEM	COLOUR TEMP.	LUM. FLUX	SYSTEM	ORDER CODE
51.0 W	3000 K	6100 lm	120 lm/W	1 4 9 - 2 2 3 1 5 <input checked="" type="checkbox"/> <input checked="" type="checkbox"/> A
	4000 K	6470 lm	127 lm/W	1 4 9 - 2 2 3 1 6 <input checked="" type="checkbox"/> <input checked="" type="checkbox"/> A

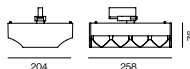


### SQUADRO 2 x 4 lamps wallwasher track



#### SHELF FLOOR WASHER CRI ≥ 80

SYSTEM	COLOUR TEMP.	LUM. FLUX	SYSTEM	ORDER CODE
86.0 W	3000 K	10600 lm	123 lm/W	1 4 9 - 2 2 4 0 5 <input checked="" type="checkbox"/> <input checked="" type="checkbox"/> S
	4000 K	11400 lm	133 lm/W	1 4 9 - 2 2 4 0 6 <input checked="" type="checkbox"/> <input checked="" type="checkbox"/> S
101.0 W	3000 K	12000 lm	119 lm/W	1 4 9 - 2 2 4 1 5 <input checked="" type="checkbox"/> <input checked="" type="checkbox"/> S
	4000 K	12800 lm	127 lm/W	1 4 9 - 2 2 4 1 6 <input checked="" type="checkbox"/> <input checked="" type="checkbox"/> S



#### WALL FLOOR WASHER CRI ≥ 80

SYSTEM	COLOUR TEMP.	LUM. FLUX	SYSTEM	ORDER CODE
86.0 W	3000 K	10800 lm	126 lm/W	1 4 9 - 2 2 4 0 5 <input checked="" type="checkbox"/> <input checked="" type="checkbox"/> A
	4000 K	11500 lm	134 lm/W	1 4 9 - 2 2 4 0 6 <input checked="" type="checkbox"/> <input checked="" type="checkbox"/> A
101.0 W	3000 K	12200 lm	121 lm/W	1 4 9 - 2 2 4 1 5 <input checked="" type="checkbox"/> <input checked="" type="checkbox"/> A
	4000 K	12900 lm	128 lm/W	1 4 9 - 2 2 4 1 6 <input checked="" type="checkbox"/> <input checked="" type="checkbox"/> A

#### 1 X SHELF / 1 X WALL FLOOR WASHER CRI ≥ 80

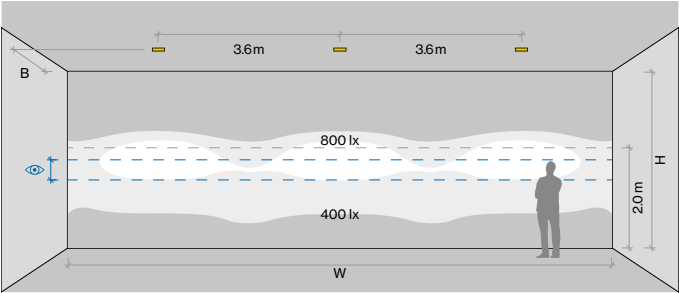
SYSTEM	COLOUR TEMP.	LUM. FLUX	SYSTEM	ORDER CODE
86.0 W	3000 K	10700 lm	124 lm/W	1 4 9 - 2 2 4 0 5 <input checked="" type="checkbox"/> <input checked="" type="checkbox"/> B
	4000 K	11500 lm	134 lm/W	1 4 9 - 2 2 4 0 6 <input checked="" type="checkbox"/> <input checked="" type="checkbox"/> B
101.0 W	3000 K	12100 lm	120 lm/W	1 4 9 - 2 2 4 1 5 <input checked="" type="checkbox"/> <input checked="" type="checkbox"/> B
	4000 K	12800 lm	127 lm/W	1 4 9 - 2 2 4 1 6 <input checked="" type="checkbox"/> <input checked="" type="checkbox"/> B

#### Order options

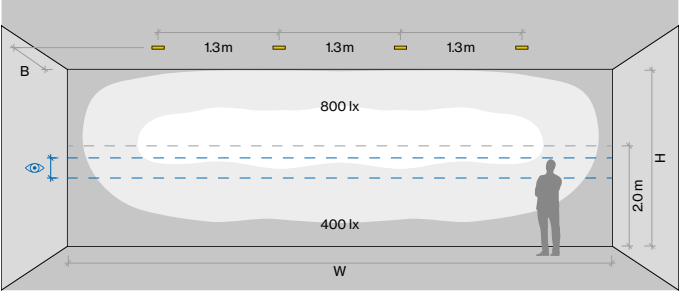
CONTROL		COLOUR	
non DIM	1	traffic white RAL 9016	7
DALI-2	3	jet black RAL 9005	8


Planning Information

SQUADRO shelf floor washer, 1×4 lamps, +5° tilt, 51W, 3000K



SQUADRO wall floor washer, 1×4 lamps, +5° tilt, 51W, 3000K



ROOM VALUES		CALCULATION SURFACE	
Wall dimensions	H = 3.5 m   W = 10.8 m	Surface dimensions	10.8 × 3.5 m
Distance to wall	B = 1.3 m	Surface height	0 – 3.5 m
Aisle width	2.6 m		
Reflection factor	0.7   0.7   0.2	Eye level 	1.35 m – 1.75 m
Maintenance factor	0.9		

Optical accessories (optional)

IP40 PROTECTION GLASS

TYPE	ORDER CODE
1 x 4 lamps / single-sided	0 4 9 - 2 9 3 0 0 1 0
2 x 4 lamps / double-sided	0 4 9 - 2 9 4 0 0 1 0

# Kerakoll Design House, Budapest

Hungary

## Architect

Bence Tóth | Solinfo  
Group

## Lighting Design

Dávid Bodrogi

## Photographer


Gosztom Gergő




## Used products



**SQUADRO**  
wallwasher track



**BO 32 / 45 / 55**  
intrack



**UNICO wall recessed**



**PIVOT MOVE IT 25 / 45**



**MITA circle 450**  
suspended



**BO 32 / 45 / 55**  
intrack 1 | 2 | 3 lamps



**MOVE IT PRO**  
surface / suspended  
system





