



TASK round

surface

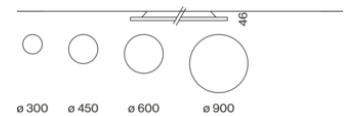
EN Round luminaire housing in aluminium; ultra low-profile design (only 15 mm); surface powder coated; convenient quick mounting system without tools; direct light distribution by LGP body (Light Guiding Prism); side coupled light directed downwards by laser engraving; light control via highly reflective reflector material; completely homogeneous illumination; energy-efficient LEDs with very good colour rendering; luminaire with 2 cable openings and plug-in terminals for through wiring; sound absorbing accessories available

DE Runder Leuchtenkörper aus Aluminium; extrem flache Bauform (nur 15 mm); Oberfläche pulverbeschichtet; komfortables, werkzeugloses Schnellmontagesystem; direkte Lichtverteilung durch LGP-Body (Light-Guiding-Prism); seitlich eingekoppeltes Licht durch Lasergravur nach unten gelenkt; Lichtlenkung mittels hochreflektierenden Reflektormaterials; absolut homogene Ausleuchtung; energieeffiziente LEDs mit sehr guter Farbwiedergabe; Leuchte mit 2 Kabelöffnungen und Steckklemme für Weiterverdrahtung; schallabsorbierendes Zubehör erhältlich

Quickinfo

3000 K, 4000 K
CRI ≥ 90 / 3 SDCM
UGR ≤ 19
up to 136 lm/W
L90 / 50000 h
DALI-2
Microprismatic
IP40

Types



Colour



Light distributions



DiiA® standards
251, 252, 253



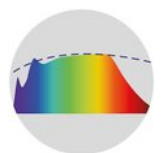
DIN EN 12464-1
UGR ≤ 19




easy mounting
by click-
mechanism




acoustic
elements




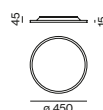
CRI ≥ 98
XPECTRUM
(optional)

**TASK 300** round surface**MICROPRISMATIC | DIRECT** CRI ≥ 90, DALI-2

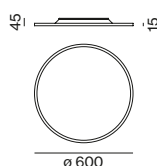
SYSTEM	COLOUR TEMP.	LUM. FLUX	SYSTEM	ORDER CODE
11.4 W	3000 K	1020 lm	89 lm/W	0 5 9 - 0 1 5 0 0 3 <input checked="" type="checkbox"/> P
	4000 K	1080 lm	95 lm/W	0 5 9 - 0 1 5 0 1 3 <input checked="" type="checkbox"/> P

**TASK 450** round surface**MICROPRISMATIC | DIRECT** CRI ≥ 90, DALI-2

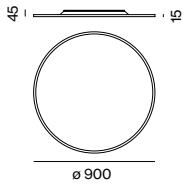

SYSTEM	COLOUR TEMP.	LUM. FLUX	SYSTEM	ORDER CODE
16.0 W	3000 K	1750 lm	109 lm/W	0 5 9 - 0 1 4 1 0 3 <input checked="" type="checkbox"/> P
	4000 K	1860 lm	116 lm/W	0 5 9 - 0 1 4 1 1 3 <input checked="" type="checkbox"/> P
22.8 W	3000 K	2400 lm	105 lm/W	0 5 9 - 0 1 5 1 0 3 <input checked="" type="checkbox"/> P
	4000 K	2560 lm	112 lm/W	0 5 9 - 0 1 5 1 1 3 <input checked="" type="checkbox"/> P

**TASK 600** round surface**MICROPRISMATIC | DIRECT** CRI ≥ 90, DALI-2

SYSTEM	COLOUR TEMP.	LUM. FLUX	SYSTEM	ORDER CODE
30.0 W	3000 K	3470 lm	116 lm/W	0 5 9 - 0 1 4 2 0 3 <input checked="" type="checkbox"/> P
	4000 K	3690 lm	123 lm/W	0 5 9 - 0 1 4 2 1 3 <input checked="" type="checkbox"/> P
40.0 W	3000 K	4350 lm	109 lm/W	0 5 9 - 0 1 5 2 0 3 <input checked="" type="checkbox"/> P
	4000 K	4630 lm	116 lm/W	0 5 9 - 0 1 5 2 1 3 <input checked="" type="checkbox"/> P

**Order options**

COLOUR	
pure white RAL 9010	<input checked="" type="checkbox"/> 7
jet black RAL 9005	<input checked="" type="checkbox"/> 8
special colours	<input checked="" type="checkbox"/> X




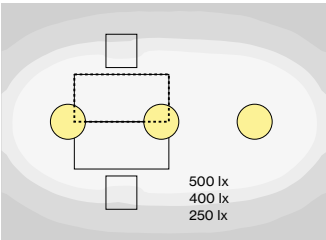
TASK 900 round surface



MICROPRISMATIC | DIRECT CRI ≥ 90, DALI-2

SYSTEM	COLOUR TEMP.	LUM. FLUX	SYSTEM	ORDER CODE
52.0 W	3000 K	6630 lm	128 lm/W	0 5 9 - 0 1 4 3 0 3 <input checked="" type="checkbox"/> K
	4000 K	7060 lm	136 lm/W	0 5 9 - 0 1 4 3 1 3 <input checked="" type="checkbox"/> K

Planning Information



TASK 600 round surface
30 W, 4000 K, direct

ROOM VALUES	
Room dimensions	5.4 × 4 × 2.8 m
Reflection factor	0.7 0.5 0.2
Maintenance factor	0.8

CALCULATION SURFACE	
Surface dimensions	1.6 × 0.8 m
Surface height	0.75 m
Average illuminance (E _m)	> 500 lx
Uniformity (U ₀)	> 0.6

GLARE EVALUATION	
Table Classification X=4H Y=8H S=0.25H	
UGR transversal	≤ 19
UGR axial	≤ 19
≥ 65° ≤ 3000 cd/m²	

Order options

COLOUR	<input checked="" type="checkbox"/>
pure white RAL 9010	7
jet black RAL 9005	8
special colours	X