



UNICO Q9 basic

ceiling

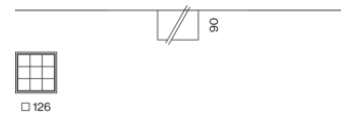
EN Square surface mounted multi-downlight made of aluminium; equipped with nine individually selectable or pre-specified, customised light elements; luminaire housing can be attached to mounting plate without tools by interlock; converter integrated into luminaire housing; surface powder coated; high-quality reflector with micro-faceted, aluminum-vaporised surface; precise radiation characteristic with different symmetrical light distributions; or with asymmetric light distribution; energy-efficient high power LEDs with very good colour rendering; clank-free

DE Quadratischer Anbau-Multi-Downlight aus Aluminium; bestückt mit neun individuell wählbaren oder fix definierten, anwendungsspezifischen Optiken; Leuchtenkörper mittels Verriegelung werkzeuglos auf Montageplatte aufsetzbar; Konverter im Leuchtenkörper integriert; Oberfläche pulverbeschichtet; hochwertiger Reflektor mit mikrofacettierter, aluminiumbedampfter Oberfläche; präzise Abstrahlcharakteristik mit unterschiedlichen symmetrischen Lichtverteilungen; oder mit asymmetrischer Lichtverteilung; energieeffiziente High-Power-LEDs mit sehr guter Farbwiedergabe; klirrfrei

Quickinfo

2700 K, 3000 K, 3500 K, 4000 K
 CRI ≥ 90 / 3 SDCM
 UGR ≤ 10 , UGR ≤ 16 , UGR ≤ 19
 up to 137 lm/W
 L85 / 50000 h, L90 / 50000 h
 DALI-2, non DIM
 IP20

Types



Colour




Reflector



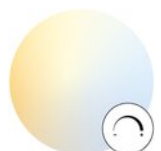
Light distributions



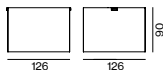

one luminaire
multiple scenes



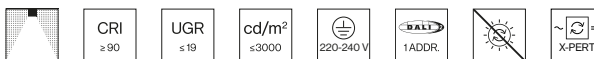
black & gold
reflector
(optional)



tunable white
2700 – 5000 K
(optional)



UNICO Q9 basic high efficient ceiling



FLOOD ROUND CRI ≥ 90

SYSTEM	COLOUR TEMP.	LUM. FLUX	SYSTEM	ORDER CODE
29.7 W	2700 K	3490 lm	118 lm/W	0 9 0 - 1 Q 9 9 C 1 1
	3000 K	3640 lm	123 lm/W	0 9 0 - 1 Q 9 0 C 1 1
	3500 K	3640 lm	123 lm/W	0 9 0 - 1 Q 9 2 C 1 1
	4000 K	3780 lm	127 lm/W	0 9 0 - 1 Q 9 1 C 1 1

WIDE FLOOD ROUND CRI ≥ 90

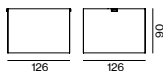
SYSTEM	COLOUR TEMP.	LUM. FLUX	SYSTEM	ORDER CODE
29.7 W	2700 K	3590 lm	121 lm/W	0 9 0 - 1 Q 9 9 D 1 1
	3000 K	3740 lm	126 lm/W	0 9 0 - 1 Q 9 0 D 1 1
	3500 K	3740 lm	126 lm/W	0 9 0 - 1 Q 9 2 D 1 1
	4000 K	3890 lm	131 lm/W	0 9 0 - 1 Q 9 1 D 1 1

FLOOD SQUARE CRI ≥ 90

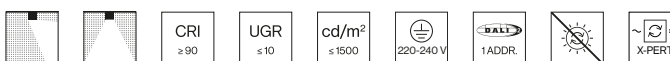
SYSTEM	COLOUR TEMP.	LUM. FLUX	SYSTEM	ORDER CODE
29.7 W	2700 K	3670 lm	124 lm/W	0 9 0 - 1 Q 9 9 F 1 1
	3000 K	3820 lm	129 lm/W	0 9 0 - 1 Q 9 0 F 1 1
	3500 K	3820 lm	129 lm/W	0 9 0 - 1 Q 9 2 F 1 1
	4000 K	3980 lm	134 lm/W	0 9 0 - 1 Q 9 1 F 1 1

WIDE FLOOD SQUARE CRI ≥ 90

SYSTEM	COLOUR TEMP.	LUM. FLUX	SYSTEM	ORDER CODE
29.7 W	2700 K	3770 lm	127 lm/W	0 9 0 - 1 Q 9 9 G 1 1
	3000 K	3930 lm	132 lm/W	0 9 0 - 1 Q 9 0 G 1 1
	3500 K	3930 lm	132 lm/W	0 9 0 - 1 Q 9 2 G 1 1
	4000 K	4080 lm	137 lm/W	0 9 0 - 1 Q 9 1 G 1 1



UNICO Q9 basic ceiling



SPOT ROUND CRI ≥ 90, Reflector chrome

SYSTEM	COLOUR TEMP.	LUM. FLUX	SYSTEM	ORDER CODE
34.0 W	2700 K	2050 lm	60 lm/W	0 9 0 - 1 Q 9 4 K 0 0 1
	3000 K	2190 lm	64 lm/W	0 9 0 - 1 Q 9 5 K 0 0 1
	4000 K	2350 lm	69 lm/W	0 9 0 - 1 Q 9 6 K 0 0 1

NARROW MEDIUM ROUND CRI ≥ 90, Reflector chrome

SYSTEM	COLOUR TEMP.	LUM. FLUX	SYSTEM	ORDER CODE
34.0 W	2700 K	2090 lm	61 lm/W	0 9 0 - 1 Q 9 4 N 0 0 1
	3000 K	2220 lm	65 lm/W	0 9 0 - 1 Q 9 5 N 0 0 1
	4000 K	2390 lm	70 lm/W	0 9 0 - 1 Q 9 6 N 0 0 1










MEDIUM ROUND CRI ≥ 90

SYSTEM	COLOUR TEMP.	LUM. FLUX	SYSTEM	ORDER CODE
34.0 W	2700 K	2790 lm	82 lm/W	0 9 0 - 1 Q 9 4 B 0 1
	3000 K	2970 lm	87 lm/W	0 9 0 - 1 Q 9 5 B 0 1
	4000 K	3190 lm	94 lm/W	0 9 0 - 1 Q 9 6 B 0 1










Order options

CONTROL		COLOUR		REFLECTOR	
non DIM	1	gold dust RAL 260-M	9	chrome	0
DALI-2	3	jet black RAL 9005	B	black	B
		white aluminium RAL 9006			
		traffic white RAL 9016	W		










FLOOD ROUND CRI ≥ 90

SYSTEM	COLOUR TEMP.	LUM. FLUX	SYSTEM	ORDER CODE
34.0 W	2700 K	3210 lm	94 lm/W	0 9 0 - 1 Q 9 4  C   0 1
	3000 K	3420 lm	101 lm/W	0 9 0 - 1 Q 9 5  C   0 1
	4000 K	3670 lm	108 lm/W	0 9 0 - 1 Q 9 6  C   0 1










WIDE FLOOD ROUND CRI ≥ 90

SYSTEM	COLOUR TEMP.	LUM. FLUX	SYSTEM	ORDER CODE
34.0 W	2700 K	3180 lm	94 lm/W	0 9 0 - 1 Q 9 4  D   0 1
	3000 K	3380 lm	99 lm/W	0 9 0 - 1 Q 9 5  D   0 1
	4000 K	3630 lm	107 lm/W	0 9 0 - 1 Q 9 6  D   0 1










MEDIUM SQUARE CRI ≥ 90

SYSTEM	COLOUR TEMP.	LUM. FLUX	SYSTEM	ORDER CODE
34.0 W	2700 K	2740 lm	81 lm/W	0 9 0 - 1 Q 9 4  E   0 1
	3000 K	2920 lm	86 lm/W	0 9 0 - 1 Q 9 5  E   0 1
	4000 K	3130 lm	92 lm/W	0 9 0 - 1 Q 9 6  E   0 1










FLOOD SQUARE CRI ≥ 90

SYSTEM	COLOUR TEMP.	LUM. FLUX	SYSTEM	ORDER CODE
34.0 W	2700 K	3260 lm	96 lm/W	0 9 0 - 1 Q 9 4  F   0 1
	3000 K	3470 lm	102 lm/W	0 9 0 - 1 Q 9 5  F   0 1
	4000 K	3730 lm	110 lm/W	0 9 0 - 1 Q 9 6  F   0 1

WIDE FLOOD SQUARE CRI ≥ 90







SYSTEM	COLOUR TEMP.	LUM. FLUX	SYSTEM	ORDER CODE
34.0 W	2700 K	3350 lm	99 lm/W	0 9 0 - 1 Q 9 4  G   0 1
	3000 K	3570 lm	105 lm/W	0 9 0 - 1 Q 9 5  G   0 1
	4000 K	3830 lm	113 lm/W	0 9 0 - 1 Q 9 6  G   0 1

WALL FLOOR CORRIDOR CRI ≥ 90

SYSTEM	COLOUR TEMP.	LUM. FLUX	SYSTEM	ORDER CODE
34.0 W	2700 K	2910 lm	86 lm/W	0 9 0 - 1 Q 9 4  9   0 1
	3000 K	3110 lm	91 lm/W	0 9 0 - 1 Q 9 5  9   0 1
	4000 K	3330 lm	98 lm/W	0 9 0 - 1 Q 9 6  9   0 1




6x wallwasher floor + 3x rectangular

WALLWASHER CRI ≥ 90, Reflector chrome

SYSTEM	COLOUR TEMP.	LUM. FLUX	SYSTEM	ORDER CODE
34.0 W	2700 K	2830 lm	83 lm/W	0 9 0 - 1 Q 9 4  A  0 0 1
	3000 K	3020 lm	89 lm/W	0 9 0 - 1 Q 9 5  A  0 0 1
	4000 K	3240 lm	95 lm/W	0 9 0 - 1 Q 9 6  A  0 0 1

9x wallwasher

Order options

CONTROL		COLOUR		REFLECTOR	
non DIM	1	gold dust RAL 260-M	9	chrome	0
DALI-2	3	jet black RAL 9005	B	black	B
		white aluminium RAL 9006	G		
		traffic white RAL 9016	W		