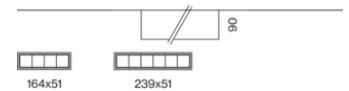




Quickinfo

2700 K, 3000 K, 3500 K, 4000 K
 CRI ≥ 90 / 3 SDCM
 UGR ≤ 10 , UGR ≤ 19
 up to 134 lm/W
 L85 / 50000 h, L90 / 50000 h
 DALI-2, non DIM
 IP20

Types



Colour



Reflector



Light distributions



UNICO L4 / L6 basic


ceiling

^{EN} Rectangular surface mounted multi-downlight made of aluminium; equipped with four (L4) / six (L6) individually selectable or pre-specified, customised light elements; luminaire housing can be attached to mounting plate without tools by interlock; converter integrated into luminaire housing; surface powder coated; high-quality reflector with micro-faceted, aluminium-vaporised surface; precise radiation characteristic with different symmetrical light distributions; or with asymmetric light distribution; energy-efficient high power LEDs with very good colour rendering; clank-free

^{DE} Rechteckiger Anbau-Multi-Downlight aus Aluminium; bestückt mit vier (L4) / sechs (L6) individuell wählbaren oder fix definierten, anwendungsspezifischen Optiken; Leuchtenkörper mittels Verriegelung werkzeuglos auf Montageplatte aufsetzbar; Konverter im Leuchtenkörper integriert; Oberfläche pulverbeschichtet; hochwertiger Reflektor mit mikrofaccettierter, aluminiumbedampfter Oberfläche; präzise Abstrahlcharakteristik mit unterschiedlichen symmetrischen Lichtverteilungen; oder mit asymmetrischer Lichtverteilung; energieeffiziente High-Power-LEDs mit sehr guter Farbwiedergabe; klirrfrei



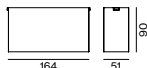

one luminaire
multiple scenes



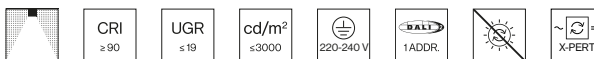
black & gold
reflector
(optional)



tunable white
2700 – 5000 K
(optional)



UNICO L4 basic high efficient ceiling



FLOOD ROUND CRI ≥ 90

SYSTEM	COLOUR TEMP.	LUM. FLUX	SYSTEM	ORDER CODE
15.3 W	2700 K	1750 lm	114 lm/W	0 9 0 - 1 L 4 9 <input checked="" type="checkbox"/> C <input checked="" type="checkbox"/> 1 1
	3000 K	1830 lm	120 lm/W	0 9 0 - 1 L 4 0 <input checked="" type="checkbox"/> C <input checked="" type="checkbox"/> 1 1
	3500 K	1830 lm	120 lm/W	0 9 0 - 1 L 4 2 <input checked="" type="checkbox"/> C <input checked="" type="checkbox"/> 1 1
	4000 K	1900 lm	124 lm/W	0 9 0 - 1 L 4 1 <input checked="" type="checkbox"/> C <input checked="" type="checkbox"/> 1 1

WIDE FLOOD ROUND CRI ≥ 90

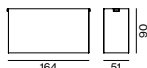
SYSTEM	COLOUR TEMP.	LUM. FLUX	SYSTEM	ORDER CODE
15.3 W	2700 K	1800 lm	118 lm/W	0 9 0 - 1 L 4 9 <input checked="" type="checkbox"/> D <input checked="" type="checkbox"/> 1 1
	3000 K	1880 lm	123 lm/W	0 9 0 - 1 L 4 0 <input checked="" type="checkbox"/> D <input checked="" type="checkbox"/> 1 1
	3500 K	1880 lm	123 lm/W	0 9 0 - 1 L 4 2 <input checked="" type="checkbox"/> D <input checked="" type="checkbox"/> 1 1
	4000 K	1950 lm	127 lm/W	0 9 0 - 1 L 4 1 <input checked="" type="checkbox"/> D <input checked="" type="checkbox"/> 1 1

FLOOD SQUARE CRI ≥ 90

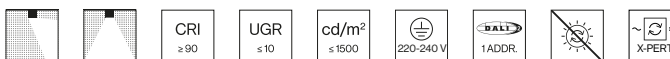
SYSTEM	COLOUR TEMP.	LUM. FLUX	SYSTEM	ORDER CODE
15.3 W	2700 K	1840 lm	120 lm/W	0 9 0 - 1 L 4 9 <input checked="" type="checkbox"/> F <input checked="" type="checkbox"/> 1 1
	3000 K	1920 lm	125 lm/W	0 9 0 - 1 L 4 0 <input checked="" type="checkbox"/> F <input checked="" type="checkbox"/> 1 1
	3500 K	1920 lm	125 lm/W	0 9 0 - 1 L 4 2 <input checked="" type="checkbox"/> F <input checked="" type="checkbox"/> 1 1
	4000 K	1990 lm	130 lm/W	0 9 0 - 1 L 4 1 <input checked="" type="checkbox"/> F <input checked="" type="checkbox"/> 1 1

WIDE FLOOD SQUARE CRI ≥ 90

SYSTEM	COLOUR TEMP.	LUM. FLUX	SYSTEM	ORDER CODE
15.3 W	2700 K	1890 lm	124 lm/W	0 9 0 - 1 L 4 9 <input checked="" type="checkbox"/> G <input checked="" type="checkbox"/> 1 1
	3000 K	1970 lm	129 lm/W	0 9 0 - 1 L 4 0 <input checked="" type="checkbox"/> G <input checked="" type="checkbox"/> 1 1
	3500 K	1970 lm	129 lm/W	0 9 0 - 1 L 4 2 <input checked="" type="checkbox"/> G <input checked="" type="checkbox"/> 1 1
	4000 K	2050 lm	134 lm/W	0 9 0 - 1 L 4 1 <input checked="" type="checkbox"/> G <input checked="" type="checkbox"/> 1 1



UNICO L4 basic ceiling



SPOT ROUND CRI ≥ 90, Reflector chrome

SYSTEM	COLOUR TEMP.	LUM. FLUX	SYSTEM	ORDER CODE
19.3 W	2700 K	1100 lm	57 lm/W	0 9 0 - 1 L 4 4 <input checked="" type="checkbox"/> K <input checked="" type="checkbox"/> 0 0 1
	3000 K	1180 lm	61 lm/W	0 9 0 - 1 L 4 5 <input checked="" type="checkbox"/> K <input checked="" type="checkbox"/> 0 0 1
	4000 K	1260 lm	65 lm/W	0 9 0 - 1 L 4 6 <input checked="" type="checkbox"/> K <input checked="" type="checkbox"/> 0 0 1

NARROW MEDIUM ROUND CRI ≥ 90, Reflector chrome

SYSTEM	COLOUR TEMP.	LUM. FLUX	SYSTEM	ORDER CODE
19.3 W	2700 K	1120 lm	58 lm/W	0 9 0 - 1 L 4 4 <input checked="" type="checkbox"/> N <input checked="" type="checkbox"/> 0 0 1
	3000 K	1200 lm	62 lm/W	0 9 0 - 1 L 4 5 <input checked="" type="checkbox"/> N <input checked="" type="checkbox"/> 0 0 1
	4000 K	1280 lm	66 lm/W	0 9 0 - 1 L 4 6 <input checked="" type="checkbox"/> N <input checked="" type="checkbox"/> 0 0 1










MEDIUM ROUND CRI ≥ 90

SYSTEM	COLOUR TEMP.	LUM. FLUX	SYSTEM	ORDER CODE
19.3 W	2700 K	1500 lm	78 lm/W	0 9 0 - 1 L 4 4 <input checked="" type="checkbox"/> B <input checked="" type="checkbox"/> 0 1
	3000 K	1600 lm	83 lm/W	0 9 0 - 1 L 4 5 <input checked="" type="checkbox"/> B <input checked="" type="checkbox"/> 0 1
	4000 K	1710 lm	89 lm/W	0 9 0 - 1 L 4 6 <input checked="" type="checkbox"/> B <input checked="" type="checkbox"/> 0 1










Order options

CONTROL		COLOUR		REFLECTOR	
non DIM	1	gold dust RAL 260-M	9	chrome	0
DALI-2	3	jet black RAL 9005	B	black	B
		white aluminium RAL 9006	G		
		traffic white RAL 9016	W		










FLOOD ROUND CRI ≥ 90

SYSTEM	COLOUR TEMP.	LUM. FLUX	SYSTEM	ORDER CODE
19.3 W	2700 K	1720 lm	89 lm/W	0 9 0 - 1 L 4 4  C   0 1
	3000 K	1840 lm	95 lm/W	0 9 0 - 1 L 4 5  C   0 1
	4000 K	1970 lm	102 lm/W	0 9 0 - 1 L 4 6  C   0 1










WIDE FLOOD ROUND CRI ≥ 90

SYSTEM	COLOUR TEMP.	LUM. FLUX	SYSTEM	ORDER CODE
19.3 W	2700 K	1710 lm	89 lm/W	0 9 0 - 1 L 4 4  D   0 1
	3000 K	1820 lm	94 lm/W	0 9 0 - 1 L 4 5  D   0 1
	4000 K	1950 lm	101 lm/W	0 9 0 - 1 L 4 6  D   0 1










MEDIUM SQUARE CRI ≥ 90

SYSTEM	COLOUR TEMP.	LUM. FLUX	SYSTEM	ORDER CODE
19.3 W	2700 K	1470 lm	76 lm/W	0 9 0 - 1 L 4 4  E   0 1
	3000 K	1570 lm	81 lm/W	0 9 0 - 1 L 4 5  E   0 1
	4000 K	1680 lm	87 lm/W	0 9 0 - 1 L 4 6  E   0 1







FLOOD SQUARE CRI ≥ 90

SYSTEM	COLOUR TEMP.	LUM. FLUX	SYSTEM	ORDER CODE
19.3 W	2700 K	1750 lm	91 lm/W	0 9 0 - 1 L 4 4  F   0 1
	3000 K	1870 lm	97 lm/W	0 9 0 - 1 L 4 5  F   0 1
	4000 K	2000 lm	104 lm/W	0 9 0 - 1 L 4 6  F   0 1










WIDE FLOOD SQUARE CRI ≥ 90

SYSTEM	COLOUR TEMP.	LUM. FLUX	SYSTEM	ORDER CODE
19.3 W	2700 K	1800 lm	93 lm/W	0 9 0 - 1 L 4 4  G   0 1
	3000 K	1920 lm	99 lm/W	0 9 0 - 1 L 4 5  G   0 1
	4000 K	2060 lm	107 lm/W	0 9 0 - 1 L 4 6  G   0 1










WALLWASHER CRI ≥ 90, Reflector chrome

SYSTEM	COLOUR TEMP.	LUM. FLUX	SYSTEM	ORDER CODE
19.3 W	2700 K	1520 lm	79 lm/W	0 9 0 - 1 L 4 4  A  0 0 1
	3000 K	1620 lm	84 lm/W	0 9 0 - 1 L 4 5  A  0 0 1
	4000 K	1740 lm	90 lm/W	0 9 0 - 1 L 4 6  A  0 0 1




WALL FLOOR CORRIDOR CRI ≥ 90


SYSTEM	COLOUR TEMP.	LUM. FLUX	SYSTEM	ORDER CODE
19.3 W	2700 K	1590 lm	82 lm/W	0 9 0 - 1 L 4 4  W   0 1
	3000 K	1690 lm	88 lm/W	0 9 0 - 1 L 4 5  W   0 1
	4000 K	1820 lm	94 lm/W	0 9 0 - 1 L 4 6  W   0 1

WALL FLOOR CRI ≥ 90

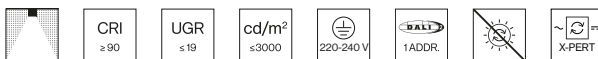
SYSTEM	COLOUR TEMP.	LUM. FLUX	SYSTEM	ORDER CODE
19.3 W	2700 K	1590 lm	82 lm/W	0 9 0 - 1 L 4 4  W   0 2
	3000 K	1690 lm	88 lm/W	0 9 0 - 1 L 4 5  W   0 2
	4000 K	1820 lm	94 lm/W	0 9 0 - 1 L 4 6  W   0 2

Order options

CONTROL		COLOUR		REFLECTOR	
non DIM	1	gold dust RAL 260-M	9	chrome	0
DALI-2	3	jet black RAL 9005	B	black	B
		white aluminium RAL 9006	G		
		traffic white RAL 9016	W		



UNICO L6 basic high efficient ceiling



FLOOD ROUND CRI ≥ 90

SYSTEM	COLOUR TEMP.	LUM. FLUX	SYSTEM	ORDER CODE
23.0 W	2700 K	2640 lm	115 lm/W	0 9 0 - 1 L 6 9 C 1 1
	3000 K	2750 lm	120 lm/W	0 9 0 - 1 L 6 0 C 1 1
	3500 K	2750 lm	120 lm/W	0 9 0 - 1 L 6 2 C 1 1
	4000 K	2860 lm	124 lm/W	0 9 0 - 1 L 6 1 C 1 1

WIDE FLOOD ROUND CRI ≥ 90

SYSTEM	COLOUR TEMP.	LUM. FLUX	SYSTEM	ORDER CODE
23.0 W	2700 K	2720 lm	118 lm/W	0 9 0 - 1 L 6 9 D 1 1
	3000 K	2830 lm	123 lm/W	0 9 0 - 1 L 6 0 D 1 1
	3500 K	2830 lm	123 lm/W	0 9 0 - 1 L 6 2 D 1 1
	4000 K	2950 lm	128 lm/W	0 9 0 - 1 L 6 1 D 1 1

FLOOD SQUARE CRI ≥ 90

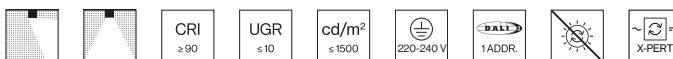
SYSTEM	COLOUR TEMP.	LUM. FLUX	SYSTEM	ORDER CODE
23.0 W	2700 K	2780 lm	121 lm/W	0 9 0 - 1 L 6 9 F 1 1
	3000 K	2890 lm	126 lm/W	0 9 0 - 1 L 6 0 F 1 1
	3500 K	2890 lm	126 lm/W	0 9 0 - 1 L 6 2 F 1 1
	4000 K	3010 lm	131 lm/W	0 9 0 - 1 L 6 1 F 1 1

WIDE FLOOD SQUARE CRI ≥ 90

SYSTEM	COLOUR TEMP.	LUM. FLUX	SYSTEM	ORDER CODE
23.0 W	2700 K	2850 lm	124 lm/W	0 9 0 - 1 L 6 9 G 1 1
	3000 K	2970 lm	129 lm/W	0 9 0 - 1 L 6 0 G 1 1
	3500 K	2970 lm	129 lm/W	0 9 0 - 1 L 6 2 G 1 1
	4000 K	3090 lm	134 lm/W	0 9 0 - 1 L 6 1 G 1 1



UNICO L6 basic ceiling



SPOT ROUND CRI ≥ 90, Reflector chrome

SYSTEM	COLOUR TEMP.	LUM. FLUX	SYSTEM	ORDER CODE
27.1 W	2700 K	1610 lm	59 lm/W	0 9 0 - 1 L 6 4 K 0 0 1
	3000 K	1710 lm	63 lm/W	0 9 0 - 1 L 6 5 K 0 0 1
	4000 K	1840 lm	68 lm/W	0 9 0 - 1 L 6 6 K 0 0 1

NARROW MEDIUM ROUND CRI ≥ 90, Reflector chrome

SYSTEM	COLOUR TEMP.	LUM. FLUX	SYSTEM	ORDER CODE
27.1 W	2700 K	1630 lm	60 lm/W	0 9 0 - 1 L 6 4 N 0 0 1
	3000 K	1740 lm	64 lm/W	0 9 0 - 1 L 6 5 N 0 0 1
	4000 K	1870 lm	69 lm/W	0 9 0 - 1 L 6 6 N 0 0 1










MEDIUM ROUND CRI ≥ 90

SYSTEM	COLOUR TEMP.	LUM. FLUX	SYSTEM	ORDER CODE
27.1 W	2700 K	2180 lm	80 lm/W	0 9 0 - 1 L 6 4 B 0 1
	3000 K	2320 lm	86 lm/W	0 9 0 - 1 L 6 5 B 0 1
	4000 K	2490 lm	92 lm/W	0 9 0 - 1 L 6 6 B 0 1










Order options

CONTROL		COLOUR		REFLECTOR	
non DIM	1	gold dust RAL 260-M	9	chrome	0
DALI-2	3	jet black RAL 9005	B	black	B
		white aluminium RAL 9006	G		
		traffic white RAL 9016	W		










FLOOD ROUND CRI ≥ 90

SYSTEM	COLOUR TEMP.	LUM. FLUX	SYSTEM	ORDER CODE
27.1 W	2700 K	2510 lm	93 lm/W	0 9 0 - 1 L 6 4  C   0 1
	3000 K	2670 lm	99 lm/W	0 9 0 - 1 L 6 5  C   0 1
	4000 K	2870 lm	106 lm/W	0 9 0 - 1 L 6 6  C   0 1










WIDE FLOOD ROUND CRI ≥ 90

SYSTEM	COLOUR TEMP.	LUM. FLUX	SYSTEM	ORDER CODE
27.1 W	2700 K	2480 lm	92 lm/W	0 9 0 - 1 L 6 4  D   0 1
	3000 K	2650 lm	98 lm/W	0 9 0 - 1 L 6 5  D   0 1
	4000 K	2840 lm	105 lm/W	0 9 0 - 1 L 6 6  D   0 1










MEDIUM SQUARE CRI ≥ 90

SYSTEM	COLOUR TEMP.	LUM. FLUX	SYSTEM	ORDER CODE
27.1 W	2700 K	2140 lm	79 lm/W	0 9 0 - 1 L 6 4  E   0 1
	3000 K	2280 lm	84 lm/W	0 9 0 - 1 L 6 5  E   0 1
	4000 K	2450 lm	90 lm/W	0 9 0 - 1 L 6 6  E   0 1










FLOOD SQUARE CRI ≥ 90

SYSTEM	COLOUR TEMP.	LUM. FLUX	SYSTEM	ORDER CODE
27.1 W	2700 K	2550 lm	94 lm/W	0 9 0 - 1 L 6 4  F   0 1
	3000 K	2720 lm	100 lm/W	0 9 0 - 1 L 6 5  F   0 1
	4000 K	2920 lm	108 lm/W	0 9 0 - 1 L 6 6  F   0 1







RECTANGULAR MEDIUM CRI ≥ 90

SYSTEM	COLOUR TEMP.	LUM. FLUX	SYSTEM	ORDER CODE
27.1 W	2700 K	2210 lm	82 lm/W	0 9 0 - 1 L 6 4  R   0 1
	3000 K	2360 lm	87 lm/W	0 9 0 - 1 L 6 5  R   0 1
	4000 K	2530 lm	93 lm/W	0 9 0 - 1 L 6 6  R   0 1










WIDE FLOOD SQUARE CRI ≥ 90

SYSTEM	COLOUR TEMP.	LUM. FLUX	SYSTEM	ORDER CODE
27.1 W	2700 K	2620 lm	97 lm/W	0 9 0 - 1 L 6 4  G   0 1
	3000 K	2790 lm	103 lm/W	0 9 0 - 1 L 6 5  G   0 1
	4000 K	3000 lm	111 lm/W	0 9 0 - 1 L 6 6  G   0 1




WALLWASHER CRI ≥ 90, Reflector chrome

SYSTEM	COLOUR TEMP.	LUM. FLUX	SYSTEM	ORDER CODE
27.1 W	2700 K	2220 lm	82 lm/W	0 9 0 - 1 L 6 4  A  0 0 1
	3000 K	2360 lm	87 lm/W	0 9 0 - 1 L 6 5  A  0 0 1
	4000 K	2540 lm	94 lm/W	0 9 0 - 1 L 6 6  A  0 0 1

WALL FLOOR CRI ≥ 90

SYSTEM	COLOUR TEMP.	LUM. FLUX	SYSTEM	ORDER CODE
27.1 W	2700 K	2310 lm	85 lm/W	0 9 0 - 1 L 6 4  W   0 1
	3000 K	2460 lm	91 lm/W	0 9 0 - 1 L 6 5  W   0 1
	4000 K	2640 lm	97 lm/W	0 9 0 - 1 L 6 6  W   0 1

Order options

CONTROL		COLOUR		REFLECTOR	
non DIM	1	gold dust RAL 260-M	9	chrome	0
DALI-2	3	jet black RAL 9005	B	black	B
		white aluminium RAL 9006	G		
		traffic white RAL 9016	W		

New Babylon, The Hague

Netherlands

Architect
Studio Linse


Photographer
Kris Dekeijser



Used products



UNICO L4 / L6 basic
ceiling



MINO 60 CIRCLE
suspended

