



SASSO 60 round

semi-recessed

EN Cylindrical semi-recessed spotlight made of aluminium; surface light inset lacquered; surface housing powder coated; luminaire housing can be attached to mounting plate without tools by interlock; choice of adjustable symmetric or asymmetric radiation characteristic; variants with symmetric radiation characteristic: precise due to high quality lens system; with different beam angles; variants with asymmetric radiation characteristic: high-quality reflector with micro-faceted, aluminum-vaporised surface; COB (Chip on Board) technology for maximum efficiency (ADJUSTABLE); no multiple shadows; efficient LEDs with very good colour rendering; external converter for ceiling insertion, for through-wiring suitable

DE Zylindrischer Halbeinbaustrahler aus Aluminium; Oberfläche Lichteinsatz lackiert; Oberfläche Gehäuse pulverbeschichtet; Leuchtenkörper mittels Verriegelung werkzeuglos auf Montageplatte aufsetzbar; wahlweise einstellbar symmetrische oder asymmetrische Abstrahlcharakteristik; symmetrisch strahlende Varianten: präzise durch hochwertige Linsenoptik; mit verschiedenen Ausstrahlwinkeln; asymmetrische strahlende Varianten: hochwertiger Reflektor mit mikrofacettierter, aluminiumbedampfter Oberfläche; COB (Chip on Board) Technologie für höchste Effizienz (ADJUSTABLE); keine Mehrfachschatten; effiziente LEDs mit sehr guter Farbwiedergabe; externer Konverter für Deckeneinwurf, für Weiterverdrahtung geeignet

Quickinfo

2700 K, 3000 K, 3500 K, 4000 K
CRI \geq 90 / 2 SDCM, 3 SDCM
UGR \leq 13, UGR \leq 16, UGR \leq 19
up to 123 lm/W
L80 / 50000 h, L85 / 50000 h,
L90 / 50000 h
DALI-2, non DIM
front IP20

Types



Colour



Inner colour



Light distributions



wallwasher and
wallwasher
floor inset



glare control
(UGR \leq 16)



easy mounting
no visible
screws



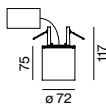
Colour Warm
Dimming 1800
– 3000 K
(optional)



CRI \geq 95 2
SDCM
(optional)



60
85
non DIM
120
DALI-2
145
loop
through
function



SASSO 60 round adjustable semi-recessed



SPOT CRI ≥ 90

FIXTURE	COLOUR TEMP.	LUM. FLUX	FIXTURE	ORDER CODE
10.9 W, 300 mA	2700 K	879 lm	81 lm/W	0 4 8 - 3 1 0 1 9 1 <input checked="" type="checkbox"/> <input checked="" type="checkbox"/> S
	3000 K	908 lm	84 lm/W	0 4 8 - 3 1 0 1 0 1 <input checked="" type="checkbox"/> <input checked="" type="checkbox"/> S
	3500 K	927 lm	85 lm/W	0 4 8 - 3 1 0 1 2 1 <input checked="" type="checkbox"/> <input checked="" type="checkbox"/> S
	4000 K	956 lm	88 lm/W	0 4 8 - 3 1 0 1 1 1 <input checked="" type="checkbox"/> <input checked="" type="checkbox"/> S

The data values for the luminaire luminous flux may differ for specific order options by -8%. Luminous flux value refers to inner colour traffic white.

MEDIUM CRI ≥ 90

FIXTURE	COLOUR TEMP.	LUM. FLUX	FIXTURE	ORDER CODE
10.6 W, 300 mA	2700 K	1040 lm	98 lm/W	0 4 8 - 3 1 0 1 9 1 <input checked="" type="checkbox"/> <input checked="" type="checkbox"/> M
	3000 K	1080 lm	102 lm/W	0 4 8 - 3 1 0 1 0 1 <input checked="" type="checkbox"/> <input checked="" type="checkbox"/> M
	3500 K	1110 lm	104 lm/W	0 4 8 - 3 1 0 1 2 1 <input checked="" type="checkbox"/> <input checked="" type="checkbox"/> M
	4000 K	1130 lm	106 lm/W	0 4 8 - 3 1 0 1 1 1 <input checked="" type="checkbox"/> <input checked="" type="checkbox"/> M

The data values for the luminaire luminous flux may differ for specific order options by -9%. Luminous flux value refers to inner colour traffic white, matt silver.

FLOOD CRI ≥ 90

FIXTURE	COLOUR TEMP.	LUM. FLUX	FIXTURE	ORDER CODE
10.6 W, 300 mA	2700 K	992 lm	93 lm/W	0 4 8 - 3 1 0 1 9 1 <input checked="" type="checkbox"/> <input checked="" type="checkbox"/> F
	3000 K	1030 lm	97 lm/W	0 4 8 - 3 1 0 1 0 1 <input checked="" type="checkbox"/> <input checked="" type="checkbox"/> F
	3500 K	1050 lm	99 lm/W	0 4 8 - 3 1 0 1 2 1 <input checked="" type="checkbox"/> <input checked="" type="checkbox"/> F
	4000 K	1070 lm	101 lm/W	0 4 8 - 3 1 0 1 1 1 <input checked="" type="checkbox"/> <input checked="" type="checkbox"/> F

The data values for the luminaire luminous flux may differ for specific order options by -14%. Luminous flux value refers to inner colour traffic white.

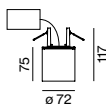
WIDE FLOOD CRI ≥ 90

FIXTURE	COLOUR TEMP.	LUM. FLUX	FIXTURE	ORDER CODE
10.6 W, 300 mA	2700 K	1050 lm	98 lm/W	0 4 8 - 3 1 0 1 9 1 <input checked="" type="checkbox"/> <input checked="" type="checkbox"/> W
	3000 K	1090 lm	102 lm/W	0 4 8 - 3 1 0 1 0 1 <input checked="" type="checkbox"/> <input checked="" type="checkbox"/> W
	3500 K	1110 lm	104 lm/W	0 4 8 - 3 1 0 1 2 1 <input checked="" type="checkbox"/> <input checked="" type="checkbox"/> W
	4000 K	1130 lm	107 lm/W	0 4 8 - 3 1 0 1 1 1 <input checked="" type="checkbox"/> <input checked="" type="checkbox"/> W

The data values for the luminaire luminous flux may differ for specific order options by -11%. Luminous flux value refers to inner colour traffic white, matt silver.



60
85
non DIM
120
DALI-2
145
loop
through
function



SASSO 60 round wallwasher semi-recessed



WALLWASHER CRI ≥ 90

FIXTURE	COLOUR TEMP.	LUM. FLUX	FIXTURE	ORDER CODE
8.1 W, 250 mA	2700 K	576 lm	71 lm/W	0 4 8 - 3 7 0 1 9 1 <input checked="" type="checkbox"/> <input checked="" type="checkbox"/> A
	3000 K	626 lm	77 lm/W	0 4 8 - 3 7 0 1 0 1 <input checked="" type="checkbox"/> <input checked="" type="checkbox"/> A
	3500 K	626 lm	77 lm/W	0 4 8 - 3 7 0 1 2 1 <input checked="" type="checkbox"/> <input checked="" type="checkbox"/> A
	4000 K	650 lm	80 lm/W	0 4 8 - 3 7 0 1 1 1 <input checked="" type="checkbox"/> <input checked="" type="checkbox"/> A

The data values for the luminaire luminous flux may differ for specific order options by -8%. Luminous flux value refers to inner colour traffic white, matt silver.

Order options

COLOUR	<input checked="" type="checkbox"/>	INNER COLOUR	<input checked="" type="checkbox"/>
jet black RAL 9005	1	jet black	1
traffic white RAL 9016	7	matt silver	4
		traffic white	7
		gold dust	9

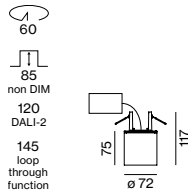


SASSO 60 round wallwasher/floor semi-recessed



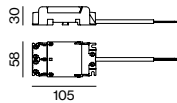
WALLWASHER FLOOR CRI ≥ 90

FIXTURE	COLOUR TEMP.	LUM. FLUX	FIXTURE	ORDER CODE
8.9 W, 250 mA	2700 K	1000 lm	113 lm/W	0 4 8 - 3 7 0 1 9 1 <input checked="" type="checkbox"/> <input checked="" type="checkbox"/> W
	3000 K	1050 lm	118 lm/W	0 4 8 - 3 7 0 1 0 1 <input checked="" type="checkbox"/> <input checked="" type="checkbox"/> W
	3500 K	1050 lm	118 lm/W	0 4 8 - 3 7 0 1 2 1 <input checked="" type="checkbox"/> <input checked="" type="checkbox"/> W
	4000 K	1090 lm	123 lm/W	0 4 8 - 3 7 0 1 1 1 <input checked="" type="checkbox"/> <input checked="" type="checkbox"/> W



Electrical mounting accessories (optional)

THROUGH WIRING CONNECTION BOX



TYPE	L-W-H (mm)	ORDER CODE
non DIM cable ø 4 – 12 mm	105-58-30	0 0 5 - 2 5 3 1 1 1 0
DALI cable ø 4 – 12 mm	105-58-30	0 0 5 - 2 5 5 1 1 1 0

Linect®-Ready

Electrical accessories (required)

POWER SUPPLY

TYPE	INPUT VOLTAGE	EFFICIENCY	L-W-H (mm)	ORDER CODE
250 mA 10 W non DIM PC2	198-264 V AC	η 80 %	65-39-20	0 0 2 - 9 0 7 4 2
250 mA 15 W DALI-2 PC2	198-264 V AC	η 87 %	165-29-21	0 0 2 - 9 0 7 4 8
300 mA 13 W non DIM PC2	198-264 V AC	η 87 %	85-40-22	0 0 2 - 9 0 7 7 1
300 mA DALI-2				0 0 2 - 9 0 7 9 0

Electrical accessories (optional)

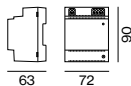
DIN RAIL LED DRIVER



TYPE	L-W-H (mm)	ORDER CODE
DALI-2 DT6 1-2 addresses	36-88-59	0 0 5 - 6 1 2 1 0 3 0

200 - 1050 mA settable const. current | 2×42W | 48V DC | U OUT 10–40V

DIN RAIL POWER SUPPLY



L-W-H (mm)	ORDER CODE
72-90-63	0 0 5 - 6 5 2 0 2 1 0

220-240 V AC | 160W | 48V DC constant voltage

POWER SUPPLY PRE-WIRED with junction box PC2, 198-264 V AC

TYPE	EFFICIENCY	ORDER CODE
250 mA 10 W non DIM	η 80 %	0 0 2 - 9 0 7 4 2 A
250 mA 15 W DALI-2	η 87 %	0 0 2 - 9 0 7 4 8 A
300 mA 15 W non DIM	η 84 %	0 0 2 - 9 0 7 7 1 A
300 mA 15 W DALI-2	η 87 %	0 0 2 - 9 0 7 9 0 A

Order options

COLOUR	<input checked="" type="checkbox"/>	INNER COLOUR	<input checked="" type="checkbox"/>
jet black RAL 9005	1	jet black	1
traffic white RAL 9016	7	matt silver	4
		traffic white	7
		gold dust	9

POWER SUPPLY PRE-WIRED with loop through function DALI-2

TYPE	INPUT VOLTAGE	EFFICIENCY	L·W·H (mm)	ORDER CODE
250 mA			185·30·21	0 0 2 - 9 0 7 4 7
300 mA 15 W PC2	198-264 V AC	η 87 %	185·30·21	0 0 2 - 9 0 7 7 0