




Hospitality on stage

Lighting for hotels and restaurants






High-quality lighting solutions for the premium hospitality sector

Lighting plays a decisive role in whether guests feel comfortable in hotels and restaurants, and whether they return. It is about much more than fulfilling basic needs: The key is to create as unforgettable an overall experience as possible. Guests should relax, enjoy themselves, and feel at home right from the beginning. In hotels, this starts when entering the lobby and extends through corridors, individual rooms, to the children's and spa area. The lighting in restaurants, bars, and cafés shapes the experience, the length of stay, and the enjoyment of the meal.

As a premium manufacturer of modern, high-quality lighting solutions, our goal is to best combine functionality and design. We offer lighting for restaurants, bars, and hotels that remains in the background and yet creates optimal lighting moods, or, where desired, can decoratively move into the foreground. Flexible, curated lighting control and innovations that dynamically vary light colour and intensity over the course of the day craft an ambience that both energises guests and helps them relax.



- ① Lobbies & receptions 16
- ② Restaurants & bars 22
- ③ Coffee shops 38
- ④ Rooms & appartements 44
- ⑤ Corridors & stairwells 56
- ⑥ Fitness, spa & wellness 60
- ⑦ Conference & meeting rooms 66
- ⑧ Children's area 70
- ⑨ Outdoor lighting 74

- Lighting mood & control 80
- Acoustics in the hospitality industry 82
- Wever & Ducre 84
- Wästberg 88



Design variety

Luminaires craft a pleasant ambience while emphasising each building's individual character. XAL offers a wide selection of different recessed, surface-mounted, and suspended luminaires to suit your ideas of form and colour.

INO circle/square
surface/suspended

3000K, 4000K
TW (Tunable White)

Ideal application area
Lobbies & receptions, restaurants & bars, coffee shops

Colours
white, grey, black, and special colours

XCS Customised Solutions

Some visions take up space – others create it. Even the largest product portfolio cannot always meet a design's specific requirements. That is why we work with you to develop bespoke lighting solutions precisely tailored to your project's architectural and aesthetic requirements. Depending on the scale of the project, we can realise both small adaptations to existing XAL products or completely new developments.





Everything on track

JUST 32 / 45 / 55
spotlight inset
MOVE IT 25 / 25 S / 45

2700K, 3000K, 4000K
TW (Tunable White)

Ideal application area
Lobbies & receptions, restaurants & bars, coffee shops, conference & meeting rooms

Colours
white, black, and special colours

Free to arrange

TULA
suspended/
decorative light inset
MOVE IT 25 / 25 S

2700K, 3000K
TW (Tunable White)

Ideal application area
Lobbies & receptions,
restaurants & bars

Colours
white, black, chrome



PAL
decorative inset
MOVE IT 25 / 25 S

2700K, 3000K

Ideal application area
Restaurants & bars

Colours
white, black, and special colours

Go to
products



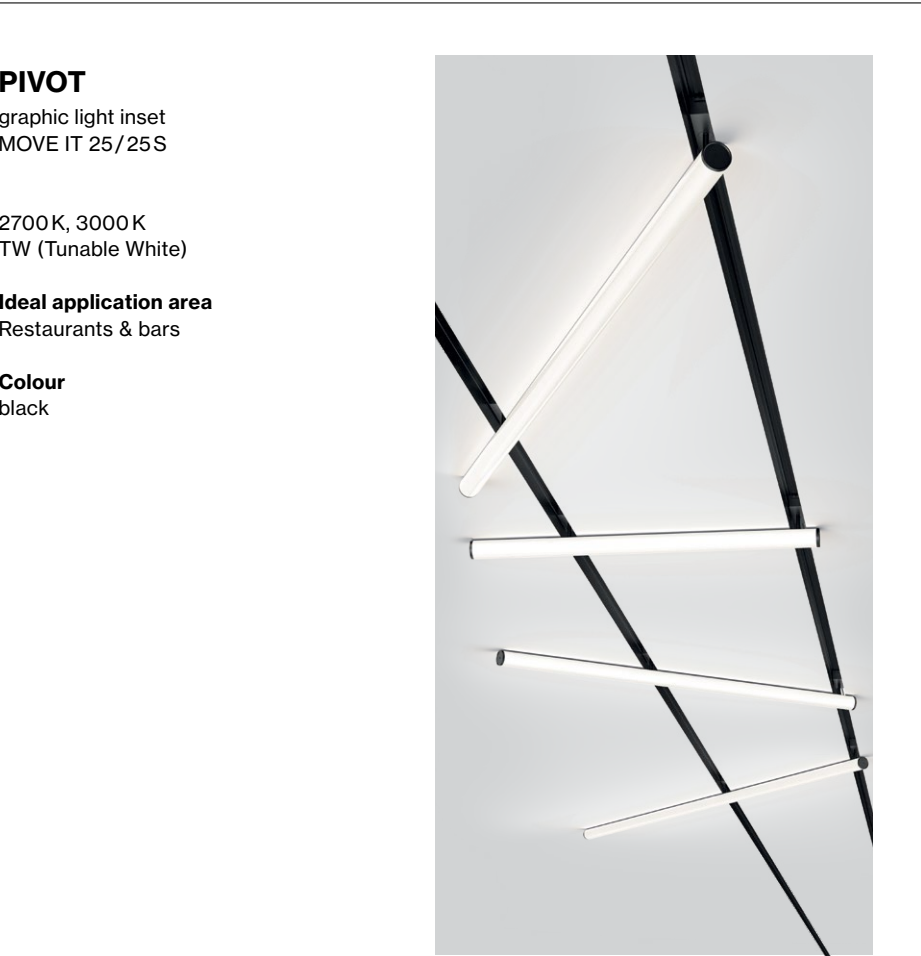
Arrange the mood

ARY
suspended/
decorative inset MOVE IT 25 / 25 S

2700K, 3000K, 4000K
TW (Tunable White)

Ideal application area
Lobbies & receptions, restaurants & bars, coffee shops, rooms & appartements

Colours
ARY: white, black, and special colours
ARY shades: white, black, grey, beige, brown, olive




PIVOT
graphic light inset
MOVE IT 25 / 25 S

2700K, 3000K
TW (Tunable White)

Ideal application area
Restaurants & bars

Colour
black



Shape the light

UNICO square/linear
recessed / ceiling / wall

2700K, 3000K, 4000K
TW (Tunable White), UGR≤19

Ideal application area
Lobbies & receptions, corridors & stairwells, conference & meeting rooms

Colours
Housing: white, black
Reflector: chrome, gold, black



The light jungle

JANE
semi-recessed / surface / suspended

3000K, 4000K
UGR≤19

Ideal application area
Lobbies & receptions, restaurants & bars, coffee shops, corridors & stairwells



Combine with your design

SASSO 60 / 100
recessed / semi-recessed / ceiling

2700K, 3000K, 4000K
CWD (Colour Warm Dimming)
sensor / emergency light inset

Ideal application area
Lobbies & receptions, restaurants & bars, rooms & appartements, corridors & stairwells, conference & meeting rooms

Colours
Mounting frame: white, silver, black
Housing: white, black, gold
Reflector: white, silver, black, gold

Hidden talent

SPIO
recessed

2700K, 3000K

Ideal application area
Lobbies & receptions, restaurants & bars, rooms & appartements, corridors & stairwells, conference & meeting rooms

Colour
white



Presence as desired

MOVE IN
recessed

2700K, 3000K

Ideal application area
Lobbies & receptions, restaurants & bars, coffee shops, corridors & stairwells, corridors & stairwells

Colour
white, grey, black, chrome, gun metal, brushed aluminium & brushed brass



Define the horizon

LINEA system
wall

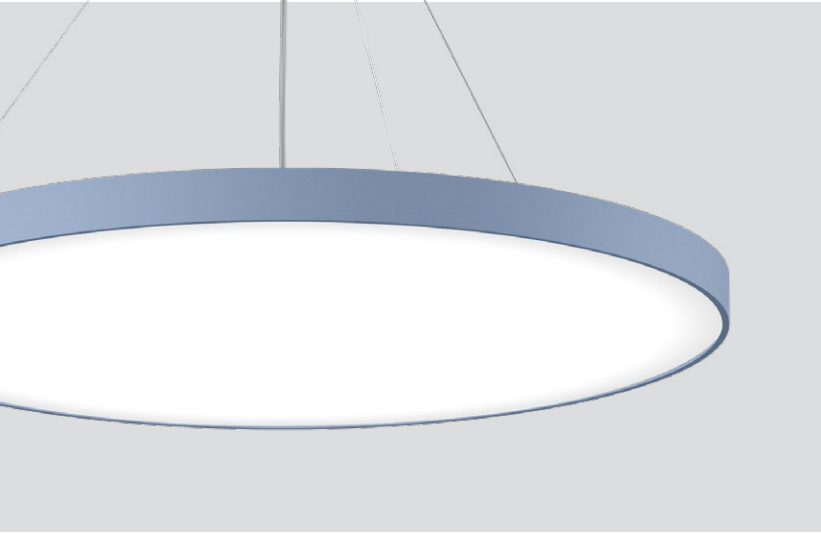
3000K, 4000K
TW (Tunable White)

Ideal application area
Rooms & appartements, corridors & stairwells

Colours
white, black

Light scenes

Modern lighting management systems can call up different lighting scenes depending on the situation. Cold white light contributes to activation during the day, while warm white light sets the mood for rest and relaxation in the evening. Lighting scenes for different areas of a hotel or restaurant are also possible, such as indirect ambient lighting, accent lighting, and high luminous intensities for optimised illumination of meals.



Special colours

Colours decisively influence the effect of rooms and buildings. They support and round off an architectural vision. That is why we offer a vivid colour selection, giving you the greatest possible creative freedom and adapting to your design. For the most popular XAL product families, you can choose between subtle Classic Colours and strong Trend Colours, as well as special decorative gold and bronze tones.

VELA
surface / suspended / wall

3000 K, 4000 K
UGR ≤ 19


Ideal application area
Lobbies & receptions, restaurants & bars, coffee shops, children's area

Colours
white, grey, black, and special colours

TW – Tunable White

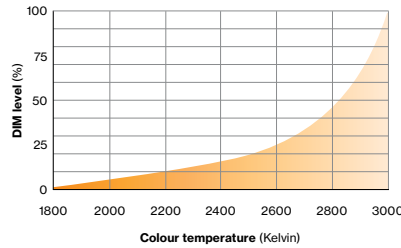
Changes in light colour have a powerful effect on our mood. Tunable White allows the colour temperature to be shifted smoothly from 2700K (warm light) to

6500 K (cool light) to dynamically adapt the lighting to the time of day or type of activity.



CWD – Colour Warm Dimming

The CWD option offers a smooth transition of the colour temperature from 3000 K to 1800 K while simultaneously reducing the light's intensity. This is like an incandescent lamp's (see graphic) dimming characteristics. The reduced illuminance produces a very warm colour tone of light, offering a balanced work light during the day and a relaxing lighting atmosphere in the evening. The CWD colour temperature curve runs within the comfort zone (see Kruithof curve).



Blique by Nobis
Stockholm, SE –
by Wingårdhs



Contemporary designhotel

Blique by Nobis
The Stockholm's gallery district is home to the Blique by Nobis Hotel, housed in a former warehouse from the 1930s. Lovers of architecture, design, art, music, and good food will find what they are looking for in the hotel's public areas. The quality and flexibility of the general lighting was key, as there was little daylight in the lobby. By designing the general lighting as an architectural component, a narrow and open grid, the architects managed to make the large number of technical installations in the ceiling less visible. Another important requirement was to make the space cosy and varied despite large open areas and hard-surface layers.

An intelligent lighting control system was the solution. For control purposes, the different areas were divided into groups. A total of 1,600 DALI addresses were included in the control protocol. By means of an astronomical clock included in the control software, the lighting moods in the lobby can be adapted to the seasonal position of the sun.

“We were looking for a high-quality product with a lot of flexibility for the hotel’s public areas. We wanted to create something that would fit perfectly into the space and that conveys a high technical quality in its pure aesthetics.”

Kajsa Johanson, Wingårdhs architect



Kajsa Johanson
Wingårdhs architect

Helena Toresson
Interior designer Wingårdhs



Lobbies & receptions



The first impression counts

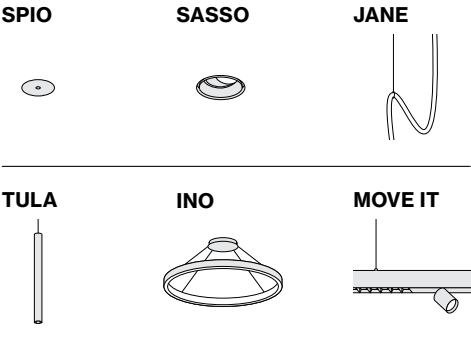
In a hotel's reception area, people should feel welcome and intuitively find their way around. If appropriately chosen, the lighting in the foyer creates orientation and trust, indicates circulation routes and makes waiting areas appealing and relaxing. In addition, lighting in the lobby fulfils a representative role: It creates ambience and gives the place identity.

Architecturally, entrance halls are usually spacious and convey a multitude of information. To ensure that the areas are visually perceived as separate, different lighting zones are suitable. For example, clear, activating lighting can be selected around the reception counter so that it is immediately recognisable as a central point of contact. A warm, cosy lighting atmosphere is chosen in front of the lifts, as well as in the hotel bar, or waiting areas.

Finally, the hotel's foyer is also a workplace. Sufficient brightness and glare-free luminaires ensure good conditions for VDU work and filling out forms. The different requirements are combined in a flexible lighting solution, e.g., in the slim MOVE IT 25 system. Spot luminaires such as JUST and decorative pendant luminaires such as TULA can be used in the multifunctional mounting tracks. The system offers the right luminaire inset for every lighting zone.

Recommendations

- Create lighting zones
- Variable adjustment of colour temperature depending on time of day
- Create a field of tension (light/shadow)
- Horizontal lighting behind the reception desk
- Glare-free lighting with minimal shadows at the reception desk



Equinix Amsterdam, NL –
by KABAZ Architects



Quellenhotel Bad Waltersdorf, AT –
by DI Isabella Müller-Fuchs



Deansgate Square Manchester, UK –
by Lister & Lister with lighting design by
Troup, Bywaters & Anders

Restaurants & bars



Staged to the best taste

The restaurant and bar are a hotel's culinary soul that offer unique moments of enjoyment. How comfortable guests feel and whether they would like to return or recommend the location to others is significantly influenced by the lighting. It rounds off a restaurant's or bar's concept, creates ambience, and makes food or signature drinks look particularly appealing.

Appetisingly presenting food with the right light has been important since before the trend towards fine dining. It is determined by both brightness and the right light colour. Luminaires with a high colour rendering value ($CRI \geq 90$) and warm light colours around 3000 K present dishes tastefully and authentically, and also add colour and structural depth to interior design.

Individually programmed lighting scenarios structure a room and create a feeling of privacy at each table. Pendant luminaires above the tables illuminate dishes and faces and let the surroundings fade into the background. This "observer effect" enhances the feeling of intimacy and promotes interaction. The precise light points of the JUST 32 FOCUS spotlights ideally illuminate food. Illuminated walls have an additional relaxing effect and increase the time spent in the restaurant.

Luminaires with Colour Warm Dimming technology can be dimmed depending on the time of day to create different lighting conditions for breakfast, lunch, or dinner. This applies to the lighting at the bar, where you can have your morning coffee or wind down for the evening. Variable brightness levels and light colours subtly create ambience and give the same rooms an everchanging character.

Recommendations

- Higher colour rendering of $CRI \geq 90$ for an appealing presentation of dishes
- Warm light colours (2700 K / 3000 K) for a pleasant lighting ambience
- Mixture of accentuated and indirect light
- Different lighting moods via controlled lighting scenes for different uses of a room
- Use of daylight for greater well-being and energy saving

SPIO



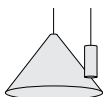
SASSO



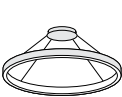
MOVE IN



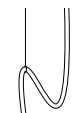
ARY



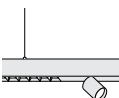
INO



JANE



MOVE IT



PIVOT



PAL





Hotel & Restaurant Mühlthof
Neufelden, AT –
by AllesWirdGut Architekten

Tasteful light

Interview Philip Rachinger

Very few chefs deal with light and its effect on the guests' experience. Award-winning chef Philip Rachinger is an exception. His vision for the Mühlthof restaurant – he is the 6th generation running it – is to make people happy every day. For him, this means thinking of every detail. The cooking and the food are the main actors. With all the increasing demands in fine dining, light plays a major role in the guests' overall experience.

The big challenge in redesigning the restaurant was to create a contrast between the dark lounge and the bright open kitchen. Consequently, the amount of light in the restaurant had to be reduced, yet the food at the table still had to be presented in a perfect light. The tables' material also needed to be super-bright. Each table was therefore given its own spotlights. Thanks to intelligent lighting control, the visit becomes a complete experience. Even the path to the reserved table is celebrated. When the guests arrive, the spotlight above their table is switched on, showing the way. What follows is a good time at the Mühlthof – all because Philip Rachinger's passion, the joy of providing hospitality, is palpable.



Philip Rachinger
Gourmet chef and owner
of Mühlthof hotel and restaurant

Hotel & Restaurant Mühlthalhof
Neufelden, AT –
by AllesWirdGut Architekten





The Raum Bolzano, IT –
by bergundtal gmbh.



Spectrum Scandic Copenhagen, DK –
by Dissig+Weitling with
lighting design by anker & co





Restaurant Le Prestine Antwerp, BE –
by Space Copenhagen
with lighting design by anker & co



Oscar Niemeyer Sphere Leipzig, DE –
by Oskar Niemeyer, Ana Niemeyer
Arquitetura e Consultoria LTDA –
Jair Valera and KERN Architektur UG
with lighting design by Licht Kunst Licht





Noma 2.0
Copenhagen, DK –
by BIG with interior design
by Studio David Thulstrup



Coffee shops



Feeling comfortable in the second living room









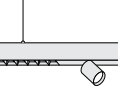
The coffee shop is a second living room for many, be it for meeting friends or reading a book. With the development of location-independent work models, it is also increasingly replacing the (home) office; working on a laptop in a coffee shop is no longer rare.

Aesthetic and atmospheric lighting is also part of the overall concept and as such must match the coffee shop's corporate identity. This concerns the choice of the right luminaires as well as the design of a homogeneous lighting atmosphere. Light sources can either match the interior and act as design elements in their own right, or they can blend completely into the background. The focus is always on the quality of the room and the well-being of the guests, often for several hours.

Combinations of indirect general lighting (such as wall luminaires) with table luminaires are ideal for creating a cosy atmosphere in coffee shops while providing adequate light for working and reading. Warm colour temperatures below 2700 K to 3000 K create a cosy atmosphere. Baked goods such as croissants appear particularly fresh and crisp at 2300 K, which is why the sales counter is often illuminated separately. Here, the focus is also on appropriate work light, so that employees have optimal light when preparing drinks or returning change. Initial contact with guests also takes place here: Pendant luminaires mounted at the right height show faces clearly and promote communication and trust.

Recommendations

- Use reddish influenced colour temperatures 2700 K – 3000 K
- CRI ≥ 90 for a beautiful depth of colour
- Switch off artificial light when there is a lot of daylight
- Decorative, inviting light at the window frontage
- Special light colours for baked goods and separate showcase lighting

SPIO	SASSO	UNICO
		
JANE	ARY	TULA
		
INO	BO	MOVE IT
		

Martin Auer
Graz, AT



Martin Auer Graz Jakomini, AT –
by coabitare ZT GmbH



Martin Auer Graz Schillerhof, AT –
by coabitare ZT GmbH

Rooms & appartements



Small rooms with a big impact

Hotel room lighting is primarily about creating cosiness and doing so without delay. Guests should immediately feel at home and relax, regardless of whether they are on a holiday or a business trip. Rapid regeneration through properly used mood lighting is the key.

Many hotel rooms lack natural light, or guests spend most of their time in the evening and at night there. Pleasant artificial lighting is therefore particularly important. Hard shadows should be avoided, as should too homogeneous surface light. In addition, there are different uses: Besides relaxation and rest, the light should also enable people to work at their desks or read in bed. Different light sources, e.g., separate table luminaires and indirect wall luminaires, allow this flexibility. Separate connections for luminaires in the entrance and bed areas, as well as optional dimmers make sense.








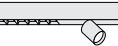
Warm light colours reinforce the impression of cosiness and set the organism up for relaxation and sleep. Luminaires with a variable colour spectrum, such as LINEA Tunable White, can have an activating or calming effect by providing cool white light in the morning and warm white light in the evening – in harmony with the human circadian rhythm.

Lighting in hotel rooms and suites contributes visually to the hotel's design concept, but still remains in the background. It should support the interior design without imposing itself and provide comfort. Among other models, SASSO 60 meets this demand for hotel room lighting with three optics and excellent glare minimisation. The MOVE IT system is an optimal solution for technologically equipped, modern rooms and flats.

Compact bathrooms are a distinctive feature of hotels. In wet areas such as showers and bathtubs, attention must be paid to IP protection and the luminaires must provide sufficient brightness. In the mirror area in particular, it is important to avoid unwanted shadows by providing soft, vertical light mixed with balanced ceiling lighting.

Recommendations

- Mood lighting with adjustable spotlights (SASSO 40/60)
- Dynamic light (cool and activating in the morning, warm and calming in the evening)
- No direct light sources above the bathroom mirror

SPIO	SASSO	UNICO
		
MOVE IN	ARY	LINEA
		
STRETTA	MOVE IT	
		

Appartement Kiev, UA –
by Diana Lobodiuk



The Krane Copenhagen, DK –
by ARCGENCY Architects with
lighting design by anker & co



Appartement, Visualisation

Hotel De Blanke Top
Cadzand, NL –
by Studio Linse



The Heimat
Arlberg, AT



Bedroom, Visualisation



Private Appartement Kiev, UA –
by YODEZEEN architects with
lighting design by Svetlana Osadcha



Corridors & stairwells



Safe and rapid navigation










So-called circulation routes are often neglected in lighting design and conceived purely for functional purposes. Yet they also have a significant influence on the well-being of hotel guests. Depending on the architecture and location of their room, they sometimes move long distances through corridors and stairwells. How these are perceived decisively shapes their impression of the hotel as a whole. Accordingly, a number of points need to be considered when planning corridor lighting.

Long corridors can trigger "cave effects" if they are too dark. Indirect lighting for corridors, e.g., wallwashers with a wide beam angle, counteract the often cramped feeling in narrow corridors. Alternating light and dark, and accent lighting on small visual features such as murals also draw the eye and break the monotony of the architecture. Light guidance systems and special high-lights on room numbers and signs help guests navigate quickly.

The lighting should be warm and relaxing in the area in front of the lifts where people wait. In stairwells, other standard specifications apply as they serve as emergency escape routes. The lighting on steps must be sufficiently bright and form hard shadows to make them clearly visible to minimise tripping hazards.

Recommendations

- Automatic adjustment of luminous intensity for improved energy efficiency
- Create contrasts: only light / spotlights around doors, walls dark
- Spotlights with different reflector colours, adapted to the interior design

SPIO	SASSO	UNICO
		
MITA	MINO	FRAME
		
MOVE IT	UNICO wall	LINEA
		

Quellenhotel Bad Waltersdorf, AT –
by DI Isabella Müller-Fuchs



Deansgate Square Manchester, UK –
by Lister & Lister with lighting design by
Troup, Bywaters & Anders Lighting



Appartement French Alps, FR –
by Marullaz Architectures DPLG

Fitness, spa & wellness










A sensory experience away from everyday life

Fitness and wellness areas have become a standard feature of many hotels. Sensual activation and relaxation, switching-off from everyday life, are central wishes of hotel guests visiting the spa. Fitness room lighting, however, should convey cleanliness and hygiene. This is achieved with cool light colours, which are primarily chosen for rooms with sanitary facilities. Dimmable luminaires matched to natural ambient light are the right choice for quiet zones. Sensor-controlled luminaires are also suitable for automatically switching off the light in unused sanitary facilities or for illuminating fitness areas only upon entry.

Well-designed pool lighting can create visually spectacular effects. For example, the general brightness is reduced while the water surface acts as a light reflector for exciting light shows and special moments of relaxation. As hotel guests take memories of unique experiences with them, they feel regenerated and are likely to return.

Recommendations

- Sensor-controlled luminaires for increased energy efficiency
- Dimmable luminaires for quiet zones
- Cool light colours for sanitary facilities

SPIO	SASSO	UNICO
		
MOVE IN	BASO	INO
		
TUBO		
		

Hotel De Blanke Top
Cadzand, NL





Kilger's Jaglhof, Gamlitz, AT –
by Cserni Holding GmbH

Conference & meeting rooms



Functional, flexible, focused






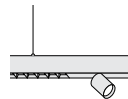
Hotels often have their own conference and meeting rooms to host corporate events, meetings, or retreats. These rooms need flexible lighting systems that can accommodate a wide range of media formats while also meeting the requirements of informal small events.

The best solution is a smart lighting control system with various lighting programmes that can be selected as needed. For example, during a talk with a projector, general lighting can be dimmed, while the lectern and whiteboard are highlighted by accent lighting. More brightness is needed on the meeting table for joint viewing of documents than for networking after the seminar.

The general lighting in meeting rooms should be homogeneous and glare-free and allow good visibility for every person in the room. Systems with direct and indirect beam characteristics are particularly well suited to creating an open and professional work atmosphere. Well-designed lighting in meeting rooms is both functional and promotes concentration to help people stay focused for several hours. This is achieved by cool light in the daylight spectrum, which activates the organism and reduces fatigue.

Recommendations

- Glare control $UGR \leq 19$
- Lighting control for different uses
- Consider acoustics

UNICO	MITA	TASK
		
MINO	BETO	MOVE IT
		

The Krane Copenhagen, DK –
by ARCGENCY Architects with
lighting design by anker & co



has-to-be gmbH
Radstadt, AT

Children's area



Creating trust – awakening curiosity

Children's area lighting is about creating an environment that is both safe and familiar, that meets different requirements, and conveys a sense of security. Luminaires such as MINO or VELA emit both direct and indirect light, creating a relaxing atmosphere in which children can lose themselves in their play. Warm, friendly light colours contribute to this experience. Dimmable luminaires with brightness sensors dynamically regulate the light intensity and colour temperature of the artificial light with daylight. This saves energy and makes it easier for children to feel comfortable even in unfamiliar surroundings thanks to natural lighting conditions.

The luminaire designs also differ from those for adults. Instead of a technical look, a soft, rounded design is used here. As the classic colours for luminaire housings, such as white, black, or dark grey, often appear too harsh for children's areas, XCS Special Colours are available. Choose exactly those colours that match the hotel's concept from a wide, custom palette to create a cheerful play environment for the kids.

Wherever people play, sing, do crafts, or draw, the EN 12463-1 standard stipulates an illuminance of at least 300 lux. The luminaires must also have very good glare control ($UGR \leq 19$ or $UGR \leq 22$, depending on the visual task), and reflector luminaires should be avoided. In a children's area which hosts frolicking and balls flying around, impact- and shatter-proof luminaires with a higher protection class are appropriate. A special extra: optional, specially coloured acoustic elements made of PET fleece reduce noise and awaken children's curiosity.

Recommendations

- Do not use reflector luminaires
- Good glare control
- Balanced light distribution and use of daylight for a good atmosphere
- Friendly shapes and warm-white light colours for increased well-being

COMBO



SONO



VELA



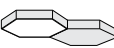
FRAME



INO



HEX-O



MOAR GUT Großarl, AT –
by IN PRETTY GOOD SHAPE



Outdoor lighting









Visible from afar

Representation through light does not begin inside a building. Appealing exterior lighting arouses curiosity and entices people to enter. It is also responsible for creating an ambience of safety and providing orientation for guests through clearly visible paths, entrances, and exits.

In front of hotels or restaurants, the exterior lighting creates a first impression. The lighting design along the entrance or in the surrounding park shapes the guests' perception and that of passers-by. By providing a pleasantly warm light colour at night, the hotel grounds convey a sense of security. Outdoor luminaires with motion sensors are an energy-saving solution for places that are only occasionally accessed. Finally, outdoor luminaires need to be particularly robust and weatherproof. IP 54 protection class luminaires withstand rain and moisture as well as impacts, dust, and insects.

Recommendations

- Luminaires with higher protection against water, insects, and dust (min. IP44/54)
- Good illumination of entrances and exits with warm light colours
- Increased safety
- Glare-free and uniform light for better orientation
- Improved orientation
- Illumination of trees and plants enlivens the garden and creates atmosphere

SASSO	MIRA	SONO
		
BASO	DOC	STREAMCUT
		



Atelier Martin Auer Graz, AT –
by j-c-k Janser Castorina Katzenberger



Kogel 3 Leibnitz AT –
by planconsort ztgmbh
architekten + ingenieure



Lighting mood and control

TW Tunable White
Correctly selected light colours create atmosphere – and change it. We perceive warm light as intimate and relaxing, while cool light focusses our attention.

Thanks to their variable light colour, Tunable White luminaires always create the right atmosphere: In a Tunable White version with changing colour temperature, light scenes can be set such that they enhance the desired feeling of space, as for example at the Shaffy Restobar restaurant in Amsterdam.

There, an "artificial sky" changes the lighting mood during the course of the day. For guests, this creates a natural ambience in harmony with the circadian rhythm. The ability to control both direct and indirect light with Tunable White technology can craft various kinds of atmospheres: from casual lunch at noon to "fine dining" in the evening.



CWD Colour Warm Dimming
With Colour Warm Dimming technology, the light can be dimmed while maintaining the correct colour rendition. It is precisely this quality of lighting that makes guests feel comfortable. In the design hotel Blique by Nobis, the colour temperature transitions smoothly thanks to Colour Warm Dimming. The lighting mood in the lobby is adjusted from 3000 K to 1800 K, optimally adjusting the artificial light to the incident daylight.



Colour rendering
Light has a significant effect on mood – which is why it is so important in restaurants that it adapts to natural daylight, the time of day, and different table arrangements. The so-called "observer principle" states that we like to perceive others in brighter light than ourselves.

This creates a protected feeling while making the surroundings easily recognisable. The lighting design in the restaurant follows this principle by illuminating table surfaces more brightly than seats.

Meanwhile, the increased brightness level presents food appetisingly. Since restaurants are both places to take time out and work environments, good work light for staff must be ensured in addition to a unique ambience for guests. Above-average colour rendering quality (CRI ≥ 90) is an absolute must in a restaurant. It adds depth of colour and texture to the dishes and also to the textures of the walls or upholstered furniture.



Light colour
There is a difference between outdoor lighting with an inviting and pleasant character, or lighting that conveys a rather cool ambience. Outdoor lighting rounds off the hotel and restaurant experience and should also provide an inviting lighting atmosphere for passers-by.

At a light colour of 2200 K, for example, hotel entrances look particularly atmospheric. Even 2400 K still conveys a warm-white atmosphere with a slightly cooler basic tone.



Acoustics in the hospitality industry

Good room acoustics are an essential feel-good factor and, especially in the premium hotel industry, a basic prerequisite for making the guest's stay as pleasant as possible. Unfortunately, acoustics are often only really noticed when they are poor.

Just as with lighting, a balanced acoustic environment should be ensured in all areas. However, as with lighting, there are areas where meeting lower requirements is acceptable. In corridor areas as well as in the rooms, carpeting is sufficient to avoid impact sound. In most cases there is also a suspended absorbent ceiling. For all other areas, we have developed a product portfolio in which lighting and room acoustics work together harmoniously. Acoustic lighting crafts ideal lighting conditions and good acoustics, which together create a high level of well-being.



Lobbies & receptions

The lobby is the first point of contact with the guest. This is why hotels increasingly focus on modern architecture and reduced design: smooth, hard surfaces, large glass facades, and sparse decoration. Although this creates visual elegance, it favours the propagation of sound. To create a certain confidentiality and pleasant atmosphere, the deliberate use of acoustic elements is crucial. Expansive, high rooms are best optimised by large-volume acoustic elements that are freely arranged in the room.

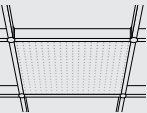
Restaurants, bars & coffee shops

Good room acoustics are indispensable when dining or having a drink in the evening. In principle, the reverberation time should be in a fairly low range to dampen the sound caused by conversations and to prevent mutual build-up (Lombard effect).

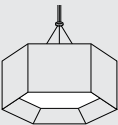
Crockery and cutlery also cause clanging, high-frequency sounds. The even distribution of absorbent acoustic elements, which are distributed both on the restaurant's ceiling and its walls, promotes a balanced acoustic environment. This allows guests to enjoy their stay to the full.



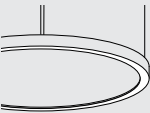
MOVE IT acoustic system inlay



HEX-O surface / suspended



MINO acoustic inlay surface / suspended



SONIC soundcap suspended



Conference & meeting rooms

Good mutual understanding determines the success of a meeting or seminar. The room acoustics should allow participants to speak without effort and ensure that the speakers are easily understood by others. The goal is uniform sound absorption, especially in the frequency range relevant to speech. In small meeting rooms, acoustic elements are best placed close to the source of the sound, for example, directly above the meeting table. In larger lecture rooms, sound-reflecting equipment in the centre of the ceiling is recommended.



Fitness, spa & wellness

XAL's acoustic products are ideal in fitness and wellness areas as the PET material is resistant to moisture and does not absorb it, thereby providing no breeding ground for bacteria. In the fitness room, however, a very good floor structure is important to avoid impact sound transmission from falling weights or bouncing people.

Even if this basic requirement is met, high-frequency noise can still occur due to metal components within equipment clashing. We can counteract this with our portfolio and install targeted acoustic elements on ceilings and walls in noisy areas.



Children's area

Good room acoustics are crucial especially in children's areas. In addition to sound-absorbing measures protecting the hearing of the staff, children also need even better basic room acoustics for improved comprehensibility. High-frequency sound components are more prevalent and can be attenuated very well with XAL's portfolio. With the new colours, a very colourful and appealing lighting and acoustic concept can be created, for example with HEX-O.



Contact us for advice

Acoustic measures have a strong spatial presence. We are your partner for bespoke lighting and acoustic solutions – adapted to your project's architectural and aesthetic requirements. We support you from planning to implementation. Let's talk about your project: acoustics@xal.com



LIFE IS TOO SHORT FOR BORING LIGHTING


WEVER & DUCRÉ was founded in the early 80s as one of the first decorative design lighting companies in the Benelux countries. It has been part of the XAL Group since 2011. Today it is an international brand, exporting to 60 countries worldwide. To be as close as possible to its customers, WEVER & DUCRÉ's international sales team has a presence in all major European countries, the Middle East, and Asia.



WEVERDUCRE.COM







wästberg

In close collaboration with leading architects and designers, our aim is to create well-being through good light. We design long lasting, technologically driven, economically viable and environmentally conscious lighting. Lighting that answers to fundamental human needs, both physical and emotional, and adapts to these needs as they evolve and shift.



w201 Extra small pendant

Claesson Koivisto Rune



w221 Medium pendant Claesson Koivisto Rune



w182 Pastille Sam Hecht and Kim Colin



w102 Chipperfield David Chipperfield



Wästberg Lighting AB
Box 5085
200 71 Malmö
Sweden

wastberg.com

Get in contact

We have made it our mission to develop and perfect unique projects in cooperation with the architects and planners.

We see ourselves as your partner. From the lighting design to the right product selection and from the control system to commissioning and maintenance, we are at your side at all stages of your project.

Let's talk about your project: office@xal.com

XAL Headquarters

XAL GmbH
Auer-Welsbach-Gasse 36
8055 Graz
AUSTRIA
T +43.316.3170
office@xal.com

All locations:
[xal.com/contacts](https://www.xal.com/contacts)

List of photographers

Josh Geelan (Cover), Sombea GmbH (p. 2), atelier.j.ka (p. 4), Ippolito Fleitz Group (p. 4), Kris Dekeijser (p. 4 | 12 | 15 | 30-31 | 32-33 | 47 | 66 | 68 | 80 | 83), Martin Steinthaler (p. 4 | 56), Billy Bolton (p. 4 | 21 | 58), Beatrice Graalheim (p. 13 | 16), Kabaz (p. 18-19), Heiltherme Bad Waltersdorf, Eisenberger (p. 20 | 58), Ewout Huibers (p. 22 | 80), tschinkersten Fotografie (p. 24 | 26-27), Andreas Balon (p. 25), René Riller Fotografie (p. 28-29), Margret Hoppe, Sebastian Stumpf (p. 34-35), Studio David Thulstrup (p. 36-37), Michael Koenigshofer (p. S. 40-41), Schreyer David (p. 42-43), Andreas Wimmer (p. 44), Andrey Avdeenko (p. 46), David Esser (p. 49 | 62-63), Pixel Cult, Mario Debortoli (p. 50-51), Andrii Shurpenkov (p. 54-55), Neil Sharp (p. 59), Philipp Schuster (p. 60), Catherine Roider (p. 69), IN PRETTY GOOD SHAPE (p. 70 | 72-73), Paul Ott (p. 74 | 78-79), Tim Ertl (p. 76-77 | 81), Samuel Holzner (p. 81), Fotodesign Klaus Lorke (p. 83), Kris Dekeijser (p. 84-85), Salvatore Guido (p. 86-87), Johan Kalén (p. 88), Malin Fränberg (p. 89), Andy Liffner (p. 90), Simon Menges (p. 92), Gerhardt Kellerman (p. 93)

Legal notices

The information in this catalogue corresponds to the status at the time of printing, is non-binding and is intended for information purposes only. No liability is assumed for deviations of a product from illustrations or specifications. We reserve the right to make changes to our products at any time. All orders are accepted exclusively based on our General Terms and Conditions of Business and Delivery, which can be viewed at www.xal.com, in the current version.

