



Light for recovery

Light for healthcare facilities

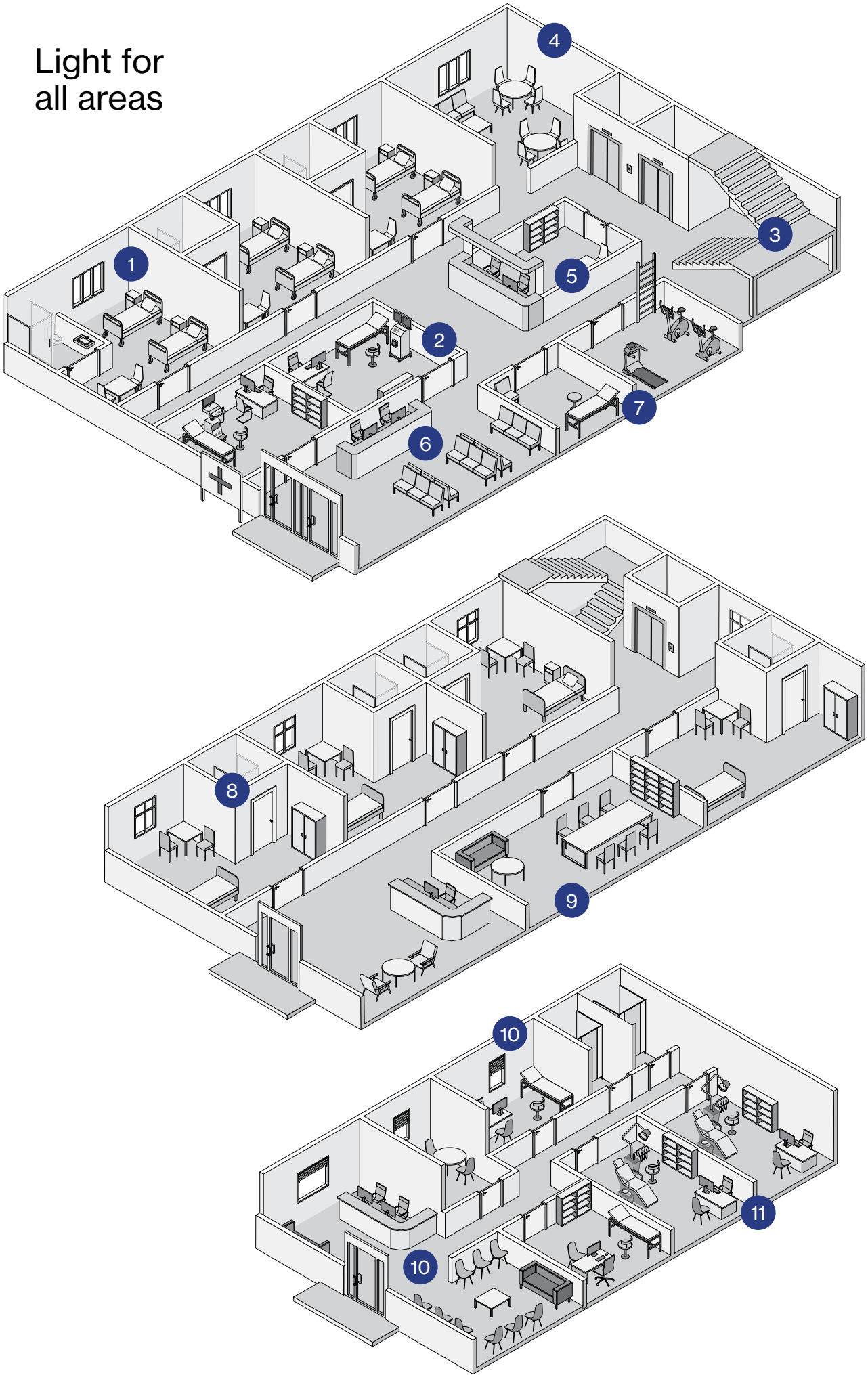




Light for recovery

The extent to which light conditions and the human organism are connected is only gradually being explored. One thing is certain: Light is a significant health factor. Lighting in the healthcare sector fulfils a wide range of functions. To ensure the best possible treatment quality and reliable diagnostics, a wide range of standard specifications must be complied with, from the mandatory brightness on the examination couch to glare-free lighting at the staff workstation. Different regulations apply in dental practices than in nursing homes. However, it is always important to focus on the needs of the individual to optimise treatment outcomes. Hospital lighting should be functional while creating a pleasant sense of space. Human Centric Lighting is a major focus. Natural daylight influences our hormone balance and controls a range of processes in the body. Therefore, patients recover best where artificial light is adjusted to their inner clock. Dynamic light changes gently from cool white in the morning to warm white in the afternoon. Paired with balanced room acoustics, patients thus enjoy deeper sleep and noticeably improved recovery – a decisive factor in healing and shortening hospital stays.

Light for all areas



Hospitals

- ① Patient room 16
- ② Examination room 22
- ③ Corridors & staircases 26
- ④ Recreation rooms 32
- ⑤ 24-hour nurses' station 36
- ⑥ Registration & waiting room 38
- ⑦ Therapy room & exercise area 42

Nursing homes

- ⑧ Residents' rooms 46
- ⑨ Common areas 50

Medical practices

- ⑩ Reception, waiting area & treatment 54
- ⑪ Dentist 58

Biological light effect

60


Acoustics for healthcare facilities

62

Efficiency and sensors

64

XPECTRUM Full-spectrum LED



XAL's XPECTRUM LEDs' light spectrum is similar to daylight: It is healthy, biologically effective light. The reduced blue light component shields the eye from overexposure to short-wave, energy-rich light rays and therefore from fatigue. Thanks to the raised cyan levels, the light has an additional non-visual (melanopic) effect on hormone levels, which improves sleep quality and promotes recovery. Excellent IES TM 30–15 $R_f=98$ and $R_g=101$ colour rendering optimises visual comfort and creates a vivid environment.

INO circle

suspended

Plasterboard ceiling / concrete ceiling
3000 K, 4000 K, TW (Tunable White)

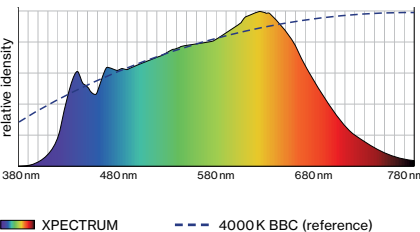
Ideal application

Corridors & staircases, registration & waiting room

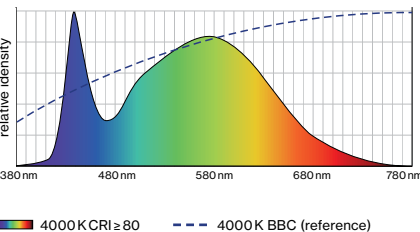
Colours

white, grey, black, gold, and special colours

XPECTRUM LED



Commercially available LED 4000 K




Light scenes

Depending on the situation, different lighting scenes can be activated via a modern lighting management system. During the day, cold white light can help to activate and improve concentration, while warm white light in the evening can help to calm and relax. Lighting scenes for different areas of a room are also possible, such as indirect ambient lighting, accent lighting, and high luminous intensities for demanding visual tasks.

TW – Tunable White

The body and circadian rhythm react strongly to changes in light colour. Lighting should adapt to our inner clock for optimal well-being and a healthy day-night balance. Tunable White dynamically

adapts to the activity or time of day by smoothly shifting the colour temperature from 2700 K (warm light) to 6500 K (cold light).






For heavy-duty use

SONO
recessed / surface

Plasterboard ceiling / concrete ceiling
3000 K, 4000 K, TW (Tunable White)
IP 40, IP 50, IP 54

Ideal application
Patient room, examination room,
corridors & staircases, therapy room
& exercise area

Colour: white



Timeless perfection

VELA
surface / suspended / wall

Plasterboard ceiling / grid ceiling
3000 K, 4000 K
UGR ≤ 19

Ideal application
Common rooms, registration & waiting
room, 24-hour nurses' station, common
areas, corridors & staircases

Colours
white, grey, black, and
special colours

Ultra-slim series

TASK S
surface / suspended

Plasterboard ceiling / concrete ceiling
3000 K, 4000 K, TW (Tunable White)
UGR ≤ 19

Ideal application
24-hour nurses' station, Registration
& waiting room, therapy room,
examination room

Colours
Luminaire: white, black, and special
colours; Acoustic elements: white,
felt grey, marble grey, and black



For the right kind of reflection

STRETTA
wall / ceiling

Plasterboard / concrete ceiling & wall
3000 K, 4000 K

Ideal application
Medical practices, sanitary areas

Colours
Housing: white/white, black/black,
and white/chrome;
End caps: white, black, and chrome

Getting well with light



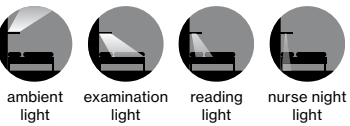
RECOVER
wall

Wall mounting
2200 K – 31000 K, TW (Tunable White)

Ideal application
Patient room, residents' rooms

Colour
white

Light distributions



RECOVER

The next generation of contemporary healthcare lighting, RECOVER has been developed to simulate a natural light pattern. This is achieved by the dynamically changing colour temperature. It varies from activating morning light to a sleep-promoting evening glow. The luminaire supports the natural regeneration of the patient by supporting the human biorhythm. The 4-in-1 system includes ambient light, a reading light, a nurse's night light, and an examination light with a high CRI value which displays amorphous three-dimensional surfaces such as the skin correctly. RECOVER is designed to be particularly user-friendly. Lighting programmes can be quickly and flexibly adapted.

Day-night rhythm

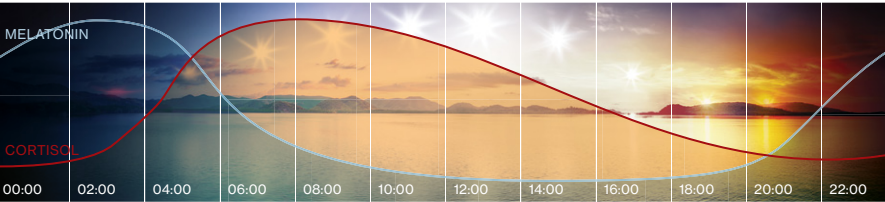
Light affects well-being and health. Cool morning light promotes cortisol, the activating hormone. In the evening, when the blue component is missing, the sleep hormone melatonin is formed. High melatonin levels at night lead to more restful sleep, and we enjoy a positive start to the day through an increased release of the happiness hormone serotonin. The RECOVER luminaire taps this knowledge and supports the natural regeneration of patients, as the high indirect illuminance provides clear impulses to the inner clock.

Four lights in one

RECOVER combines four luminaires. Indirect, homogeneous ceiling lighting provides daytime brightness for the patient, while the examination light is used for doctor's visits. A reading light ensures reflection-free illumination of the reading area. The nurse night light mounted on the side of the luminaire was integrated to avoid dazzling the patient at night.

Schedule light moods

The aim was to make RECOVER particularly user-friendly. Lighting moods and intensity levels can be programmed with simple software. You can even string together several different programmes to form an annual schedule. The intensity and colour temperature changes automatically with the season. The factory settings already store different daily sequences, which you can quickly adapt to your time requirements.





Everything on track

MOVE IT 25
recessed / surface / suspended

Plasterboard ceiling / concrete ceiling
3000 K, 4000 K

Ideal application
Common rooms

Colours
black, white/black, gold/black,
and special colours



Always and anywhere

SPADO square / round
recessed

Plasterboard ceiling / grid ceiling
3000 K, 4000 K,
UGR ≤ 19, IP 44

Ideal application
Corridors & staircases

Colours
white, black



Be free to sharpen your profile

FRAME 40/60 system
recessed

Plasterboard ceiling / concrete ceiling
3000 K, 4000 K, TW (Tunable White)
UGR ≤ 19, CRI 98

Ideal application
Patient room, examination room,
24-hour nurses' station, corridor

Colours
white, grey



Combine with your design

SASSO 40/60/100
recessed / semi-recessed / surface

Plasterboard ceiling / grid ceiling /
concrete ceiling
2700 K, 3000 K, 4000 K, CWD (Colour Warm Dimming), UGR ≤ 16, IP 44


Ideal application
Patient room, examination room, common rooms, 24-hour nurses' station

Colours
Mounting frame: white, silver, black
Housing: white, black, and gold
Reflector: white, silver, black, gold,
and chrome

Advanced sensor technology

Modern lighting management systems harness energy-efficient use of daylight. Sensors on the ceiling determine where and how much light is needed and control individual luminaires according to current lighting requirements. This means less light can be provided near windows than in darker areas

of the room. Smart lighting control systems enable lighting regulation by using presence detectors and dimming or switching off the light in unused rooms. In addition, XAL's IoT sensors can detect humidity, air quality, sound pressure, and temperature, opening further applications.



UNICO square/linear recessed


Plasterboard ceiling / grid ceiling
2700 K, 3000 K, 4000 K,
TW (Tunable White), UGR ≤ 19

Ideal application
Corridors & staircases, 24-hour nurses' station, registration & waiting room, common areas, therapy room & exercise area

Colours
white, black

XCS Custom-ised Solutions

Some visions take up space – others create it. Even the largest product portfolio cannot always meet a design's specific requirements. That is why we work with you to develop bespoke lighting solutions precisely tailored to your project's architectural and aesthetic requirements. Depending on the scale of the project, we can realise both small adaptations to existing XAL products or completely new developments.



Acoustics

Light and room acoustics are considered the most important factors for our well-being. Studies show that a room's acoustics affect a patient's recovery. By supporting restful sleep, pleasant room-acoustic conditions can even shorten a hospital stay. XAL's acoustic lighting creates optimal lighting conditions and balanced room acoustics to promote well-being and health.

HEX-O surface / suspended

Plasterboard ceiling / grid ceiling
3000 K, 4000 K, TW (Tunable White)
UGR ≤ 19

Ideal application
Corridors & staircases, waiting areas

Colours:
Luminaire: white, black, and special colours; Acoustic elements: white, black

Design and flexibility



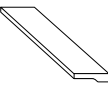
VITA MED

VITA MED is a modular lighting system that not only meets the high requirements of the hospital and healthcare sector, it also offers a high degree of freedom in planning and designing patient rooms. Radiating from the bed, the combined indirect/direct modules enable a pleasant spatial effect as well as targeted use as a reading and examination light. The indirect light component provides a pleasant illumination of the ceiling. The light insets can be controlled separately, so that the room light as well as the reading and examination light can be combined individually. The luminaire can also be used as a night light using the dimming function. This range of functions complies with medical specifications so that the lighting from VITA MED also meets the requirements of a treatment room. The cylindrical illuminance of 450 lx, required to match the circadian clock, is exceeded for both 50-year-old patients and nursing staff alike. The working environment for doctors and nurses is improved, while patients receive an optimum light intensity for healthy vital functions and a positive melanopic response. The individual light functions can be operated via conventional light switches and the patient's control device. DALI control is also available as an option, allowing predefined lighting programs to be called up. The discreet supply duct of the lighting system integrates both single or three phase power as well as medical gas fittings and can be tastefully adapted to the desired design concept with a fascia panel. The light modules can be mounted on the supply duct to achieve the appropriate and desired lighting mood. The standard rail unit, with indirect light, conforms to ÖNORM EN ISO 19054 and also allows attachment of medical equipment.

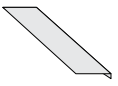
Quickinfo

3000 K, 4000 K
IRC ≥ 90, XPECTRUM IRC ≥ 98
L80 @ 50 000 h
jusqu'à 7200 lm/m
DALI-2
réflecteur

Modul Insets

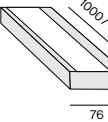


Light inset

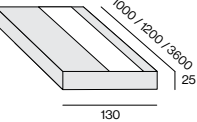


Blind cover

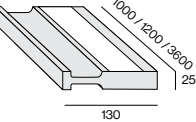
Modules



Indirect module



Direct / indirect module



Mounting rail module

Light distributions



indirect



direct/indirect



direct

Colours

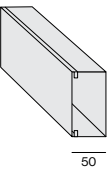


anodised aluminium

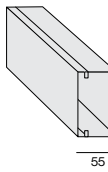


white

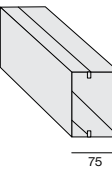
Supply channel



Supply duct cover small



Supply duct cover medium



Supply duct cover large

Mounting types



surface mounting



surface mounting with decor



Kaiser-Franz-Josef-Spital Vienna, AT –
by Nickl & Partner Architekten AG

The hospital of the future

Interview with Studio Zweithaler

Architect Markus Pernthaler of Studio Zweithaler sees the trend in hospitals moving from four-bed to two-bed and one-bed rooms. This clearly shifts the focus to design measures that support patient recovery. Colour-changing light's use is undisputed from a medical perspective. In addition to health-promoting aspects in intensive care, lighting enables the creation of an atmosphere that helps patients recover and provides staff with an activating working environment. The combination of natural and artificial lighting plays a central role here because light is the strongest pacesetter for the inner clock. No medication has a comparably powerful effect. For patients waking up from a deep sleep, high illuminance significantly supports recovery. According to the hospital supplier HT Health Tec GmbH from Heideck in Germany, over 2000 lux should horizontally illuminate the bed's surface for several hours. A dynamic light curve is ideal for this.

Thanks to increasing digitalisation and lower costs, a large range of intelligent lighting systems with dynamic light sequences are already available. However, the acceptance of such complex lighting systems stands and falls with its operation. Appropriate, user-friendly solutions are therefore needed. How are multi-dimensional lighting systems understood, and – without training – operated? It has been shown that care staff often reject complex control systems because nothing is as intuitive and fail-safe as an analogue light switch.

Regarding epidemics and pandemics, changes are already emerging in floor plan configurations of access areas to take account of epidemiological requirements. Sustainability, the ecological, and economic framework conditions are core concerns. Energy and resource-saving products continue to pose an acute challenge. This also applies to lighting. The lighting system and its individual components must be easy to maintain, fully recyclable, and, ultimately, affordable.



Benjamin and Markus Pernthaler
Studio Zweithaler

Hospitals

- Patient room
- Examination room
- Corridors & staircases
- Recreation rooms
- 24-hour nurses' station
- Registration & waiting room
- Therapy room & exercise area

Patient room



Health-promoting light in the patient room

The lighting mood greatly influences patient recovery. In bright, open rooms with natural light colours, the body can recover and regenerate better. Indirect light is particularly pleasant, as it makes the room appear larger. Since people in patient rooms spend a lot of time in bed, the lighting needs to be adapted to this position. The positioning and optical coverage of luminaires prevents bedridden patients being dazzled by room light.

Small reading lights are mandatory for each hospital bed, which must reach at least 300 lux at the reading position. The light emission direction prevents patients in neighbouring beds from being disturbed. Orientation light and night lighting are particularly important since patients are in an unfamiliar environment. They help patients navigate while also providing caregivers with sufficient light for routine checks. For nursing procedures, illuminance should be at least 300 lux at the examination level.

To best support recovery, lighting should be synchronised with the patient's internal clock. This requires sufficient illuminance to reach the patient's eye. Different light colours and illuminance levels create a special, biologically effective light pattern, based on the dynamics of daylight outdoors. As a result, the patients' physiological performance curve follows its natural rhythm, despite staying in the room all day. This improves awareness activity, enhances memory, and stabilises the day/night rhythm. Especially after a period of artificial deep sleep or a coma, patients can find their way back into their natural circadian rhythm more quickly and regenerate both physically and psychologically. DIN/TS 67600 recommends a cylindrical illuminance of at least 250 MED lux (see page 66) throughout the day at the head position of the 32-year-old standard observer. Age-specific correction factors for 50-, 75-, and 90-year-olds can be found in DIN/TS 5031-100.

Requirements

- Minimum illuminance of 100 lux (floor level)
- Indirect light enlarges the room visually and has a relaxing effect
- Wall lighting should be adjustable
- Dynamic light curves for a natural sleep-wake rhythm
- For reading, an illuminance of 300 lux (e.g., thanks to an adjustable reading light in the bed area)
- The unified glare rating must not exceed $UGR \leq 19$

RECOVER	VITA MED	FRAME
SPADO	MITA	SASSO
COMBO	VELA	TASK

EMCO private clinic
Bad Dürrenberg/Salzburg, AT –
by FLEOS architektur with
lighting design by Das Licht



Examination room



Top colour fidelity and light quality in the examination room

Light combines two essential aspects in the examination and treatment room. A warm, friendly atmosphere helps patients feel calm and safe and relax during treatment. Physicians, meanwhile, need sufficient brightness and a high quality of light during treatment. According to EN 12464-1, an examination illuminance of 1000 lux must be achieved. The right lighting in the examination room, combined with homely and clearly designed furnishings, form the basis for this.

Ceiling luminaires with a combination of direct and indirect light are suitable for general lighting. Indirect lighting is pleasant and relaxing as it makes the room appear larger. Direct lighting around the examination couch ensures optimal lighting conditions. However, care must be taken not to dazzle a patient looking at the ceiling. The EN 12464-1 standard specifications with the colour rendering value of $R_a \geq 90$ apply. EN 12464-1 also indicates the possibility of requiring individual colour rendering indices of higher quality for special requirements. In the examination room, the two skin tones R13 and R15 should also be ≥ 90 . The high colour fidelity enables physicians to differentiate the finest colour nuances on a patient's skin. XAL's new full-spectrum LEDs offer an excellent colour rendering of $R_a 97$, with almost natural-frequency wavelengths. As in daylight, there is a lot of light blue radiation which adapts the pupil size as it would in nature. This protects the eyes during strenuous visual tasks.

The lighting in the examination room should not create glare or reflection points on computer screens. The correct positioning of the luminaires is therefore crucial. If they are not mounted centrally above the workstation but to the left and right of it, they ensure good visibility without distracting reflections.

Requirements

- Direct and indirect ceiling luminaires provide a sense of well-being
- Overall room illuminance of 500 lux
- Examination level ≥ 1000 lux with increased uniformity of illuminance of $U_0 \geq 0.7$ and a colour rendering value of $R_a \geq 90$
- EN 12464-1 recommends the examination light's colour temperature be between 4000K and 5000K
- The lighting should be adjustable

SASSO	FRAME	MINIMAL
LENO	TASK	MINO
VELA	COMBO	TASK wall

Medbase Zürich Oerlikon, CH
by Outlog Architektur + Planung AG



Physiozentrum Zürich Oerlikon, CH
by Outlog Architektur + Planung AG

Corridors & staircases












Smart and professional orientation lighting

Corridors and staircases are the main circulation routes in a hospital. Patients, visitors, and staff should be able to navigate quickly and safely. They also make a significant contribution to the first impression people form of the hospital. Bright, professional lighting is crucial for this. During the day, illuminance levels of at least 100 lux (according to EN 12464-1) must be achieved. When planning ceiling lighting, it is important to bear in mind that patients are often transported while lying down. A high indirect component prevents glare by reducing the contrast between the ceiling and the light emission surface. Vertical illumination, or brightening of the walls, is another option as it visually enlarges the room. In high-ceilinged rooms, large suspended luminaires with direct/indirect light components are a good choice for pleasant illumination.

The biological standard specifications for lighting are set out in DIN/TS 67600. During the day, a melanopic and day-equivalent illuminance of ≥ 250 MEDI lux is recommended. This corresponds to about 370 lux at head position for a 32-year-old standard observer. For older persons, significantly higher cylindrical illuminance levels are necessary for a biological effect. To correspond to the natural hormone release of the human organism, light colours up to 5300K are well suited in the morning, while very warm white colour temperatures of ≤ 2700 K should predominate at night. Age-specific correction factors for 50-, 75-, and 90-year-olds can be found in DIN T/S 5031-100. Since corridors and staircases in the hospital are used around the clock, they are also illuminated at night. To save energy, the light intensity may be dimmed down to 50 lux at night. An automatic light control system dynamically adjusts the brightness to the time of day. Special sensor-controlled luminaires can be easily programmed and create dynamic, natural lighting conditions that also reduce energy consumption. XAL's MASTER UNIT boasts a control system to easily realise Tunable White gradients.

Requirements

- Corridors: 200 lux during the day, operating theatre wing corridors 300 lux, 50 lux at night
- Automatic adjustment of light intensity for energy efficiency
- Planning recommendations for biologically effective lighting (DIN/TS 67600)
- During the day 250 MEDI lux, for example, at 5700 K, at night 50 lux at 2700 K

SPADO	MITA	UNICO
		
FRAME	MINO	HEX-O
		
VELA	COMBO	FLOW
		

Harrods Wellnes Clinic London, UK –
by Stanton Williams with lighting
design by Nulty Lighting



Praxis Dr. Helga Raidl
Leopoldsdorf im Marchfelde, AT –
by ordinationsplanung.at, Architekt DI Andreas Kanzian



Medicover Clinic Budapest, HU –
by Plusdesign Studio



Kaiser-Franz-Josef-Spital Vienna, AT –
by Nickl & Partner Architekten AG



Recreation rooms



Feel-good atmosphere thanks to light zones and colour spectra

Colour changes, varying brightness, and indirect lighting in the room help patients in hospital recreation rooms enjoy a feeling of security and make the ambience more cosy and less clinical. These zones provide respite from the hospital bed and allow visitors to be received away from the patients' rooms. The more comfortable the atmosphere in the recreation room, the more positive its effect on well-being and recovery. A cosy and homely lighting atmosphere is created by a high proportion of indirect light. The better the ceiling is illuminated, the more pleasant the room feels. Wallwashers also create a protected, intimate sense of space.

For patients who have little or no outdoor exposure during their hospital stay, the light dose is insufficient to keep their internal clock set. This can be prevented by circadian light sequences. They adjust the illuminance and colour temperature to the level required to create a natural hormone and performance curve. A daily dose of 5,000 to 10,000 lux/h vertically at head level is considered reasonable for sufficient light intake. As a result, patients fall asleep more easily and regeneration during sleep is improved, as though under natural conditions with sufficient exposure to daylight.

Besides patients, doctors and care staff often spend long periods in the hospital. The use of luminaires with higher colour rendering can positively support visual performance and prevent fatigue. XAL's full-spectrum LEDs use a natural composition of wavelengths, reducing the short-wave radiation impacting the retina. They are therefore gentler on the eyes, even at the same luminous intensity and the same colour variance. Their excellent colour rendition also helps display objects in the recreation room clearly and with extreme colour fidelity. This creates a lively environment, lifts the spirits, and thus supports the healing process.

Requirements

- Illuminance ≥ 300 lux with a uniformity of $U_0 \geq 0.6$

Recommendations

- A dynamic daylight curve
- A cylindrical illuminance of at least 250 MEDI lux during the day, e.g., at 5000 K, and 50 lux at 2700 K at night is biologically effective
- The highest possible colour rendering value has a mood-enhancing effect, for example with full-spectrum LEDs


SASSO



MITA



LINEA



FRAME



COMBO



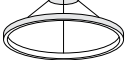
VELA



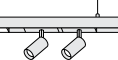
TASK



INO



MOVE IT



Clinique psychiatrique Königshof Krefeld, AL –
by alsh sander.hofrichter architekten GmbH



24-hour nurses' station



Support and care around the clock

The hospital's 24-hour nurses' station is the contact point for patients around the clock. This is where medication is stored and dispensed, and office work performed. The lighting at the 24-hour nurses' station must reconcile partly suboptimal spatial conditions with long shifts and high traffic. Boosting its central accessibility, the round-the-clock station is often located deep inside the building. This results in minimal natural daylight. Since employees work here for long periods, the artificial lighting must provide a healthy supply of light similar to daylight. Generously dimensioned indirect lighting with dynamic light colour curves helps with daytime orientation.

EN 12464-1 stipulates that ceiling illuminance should be just 30 lux. Paired with square LED panels, the high luminance contrast creates an almost oppressive spatial impression. In comparison, round or ring-shaped luminaires with a large indirect light component and an illuminance of between 500 and 1000 lux create an open, friendly impression. This both creates a more comfortable environment for staff and patients, and the 24-hour station suggests a sense of security – essential factors in stressful or tense situations.

In some areas of activity, higher illuminance may be appropriate in places. For example, doctors and carers can read the package inserts for medicine or information on medical utensils better and provide information more quickly. The lighting should be glare-free and reflection-free at the computer workstations in the 24-hour nurses' station. To eliminate reflected glare, luminaires are not positioned above the field of vision but to the left and right of the workstation. The degree of direct glare is described by the UGR value, which is a maximum of 19 in the office area. This is where the use of high-quality office luminaires pays off. They ensure pleasant and healthy working conditions at a particularly challenging hub in the hospital.

Requirements

- E_m at the workplace ≥ 500 lux
- Direct glare $UGR \leq 19$
- Uniformity $U_o \geq 0.6$
- Colour rendering $R_a \geq 80$
- Cylindrical illuminance $E_z \geq 150$ lux (@H = 1.2 m)
- Modelling E_z/E_{noz} 0.3–0.6 (@H = 1.2 m)
- Reflected glare: no lights above the field of view
- Direct glare: applied luminance optical cover above $65^\circ \leq 3000$ cd/m²

SASSO	UNICO	BETO
FRAME	MILA	MINO
TASK	VELA	SONO

Registration & waiting room



The right light for the first conversation

The registration area is the first point of contact for patients and visitors to the hospital. It should be inviting while also serving an orientation function. For this purpose, it is advisable to work with higher illuminance levels above the reception counter. This creates a visual separation between the registration desk and the waiting area and creates an atmosphere of trust. Especially in situations of stress or pain, a clearly illuminated face can convey a sense of security to patients. The correct illumination for this is specified in EN 12464-1 by means of a modelling factor. At head height, the ratio between cylindrical and horizontal illuminance should be between 0.3 and 0.6.

For a standing position in the registration area, this ratio should be achieved at around 1.6 m; in the waiting area, where people are usually seated, this height is 1.2 m. The best visual conditions are important for employees in the registration area. A well-lit and glare-free work area supports concentration and performance and counteracts fatigue.






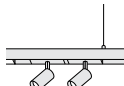



One often feels tension and nervousness in the waiting room. Here, lighting can have a calming effect on patients and create a relaxing ambience. Wall or ceiling lights with warm white light create a pleasant atmosphere. Floor luminaires or ring luminaires with soft light distribution also create a homely character. If the light is to change dynamically with the time of day, Tunable White luminaires are the solution; their light colour changes in line with daylight, creating a pleasant lighting atmosphere. Since patients and caregivers spend most of the day indoors, synchronising their internal clock is all the more important. This increases well-being, raises the performance level, and improves sleep quality.

Registration requirements

- High illuminance on walls and ceilings for an inviting spatial impression in the reception area
- Communication promotion through cylindrical illuminance of ≥ 150 lux
- Good modelling with moderate ratio of cylindrical to horizontal illuminance (EN 12464-1)
- Increased illuminance in the registration area and reduced illuminance in the waiting area for visual separation and zoning

Waiting room requirements

- Warm light colours and dynamic light sequences for well-being with a basic brightness of at least 200 lux

SASSO	MITA	UNICO
		
FRAME	MINO	MOVE IT
		
VELA	HEX-O	INO
		

HNOplus Höhr-Grenzhausen, DE –
by two_space + product



Medbase Zürich Oerlikon, CH
by Outlog Architektur + Planung AG



Kaiser-Franz-Josef-Spital Vienna, AT –
by Nickl & Partner Architekten AG

Therapy room & exercise area



Biodynamic light for rapid rehabilitation

The rehabilitation phase in a therapy centre follows an often long and arduous history of illness. A rehabilitation centre's mission is to stabilise patients through specialised therapies, accelerate their recovery, and teach new strategies for dealing with pain or impairment. In addition, patients are prepared to return to work or to independent living. In this phase, the feel-good factor and relaxation are particularly important. A harmonious environment has a significant influence on recovery; the quality of the lighting in the rehabilitation centre is crucial to this. A balanced mix of room and accent lighting in therapy rooms creates a pleasant atmosphere in which patients feel safe and secure. Luminaires with high colour rendering values are suitable for this stimulation at the sensory and emotional level because they present the surroundings in a more vivid and three-dimensional way. Ideally, the basic brightness in the room is achieved by indirect lighting, e.g., via illuminated walls or ceiling surfaces. Additional direct lighting increases the plasticity of the room and facilitates orientation. Spotlights can set light accents on the wall, guide the eye, and provide visual variety.

There are separate specifications for treatment and therapy rooms in the physical, radiological, and electromedical fields. An illuminance of at least 300 lux with a colour rendering index of $R_a \geq 80$ must be achieved in the treatment room. To be able to precisely assess the condition of a patient, the even higher colour rendering of full-spectrum LEDs is recommended. They offer excellent colour fidelity of R_a 98. Dynamic light has an additional beneficial effect on rehabilitation. High day-dependent illuminance levels, based on the natural daylight progression, support the human circadian rhythm, and thus contribute to a patient's more rapid recovery. Tunable White luminaires are used for this purpose, with a colour temperature of up to 5700 K during the day. In the evening, warm white light colours from 2700 K are suitable for inducing relaxation, preparing the organism for rest, and improving patients' sleep in the rehabilitation centre.

Requirements

- Mix of room and accent lighting for a pleasant atmosphere
- Basic brightness via indirect lighting or direct lighting with planar light
- Accents via spots on walls, pictures, or plants
- Therapy rooms: minimum illuminance of 300 lux with a colour rendering index of $R_a \geq 80$ or higher
- Warm white light colours for well-being

SASSO	UNICO	CANYON
MINO	TUBO	TASK S
FLOW	VELA	MINO

Nursing homes

- Residents' rooms
- Common areas



Residents' rooms



Age-appropriate lighting in residents' rooms

As we age, visual performance decreases, accompanied by strongly reduced colour and depth perception as well as a deteriorated adaptation of the eyes. The spectral lens permeability decreases due to age-related clouding. The lens diameter also decreases, which means that significantly less light falls on the retina. 90-year-old patients need about five times the illuminance of patients in their early thirties. However, these impairments can be noticeably reduced by the right lighting. DIN/TS 5031-100 includes correction factors for calculating age-appropriate illuminance which enable older people to achieve the same visual performance as a 32-year-old reference observer.

The lighting in the resident's room must generally consider the state of elderly people's health. Compounding declining eyesight are increasing physical limitations. The hospital environment should be as homelike as possible to encourage elderly patients and residents to remain active. According to the standard, the minimum requirement for general lighting in residents' rooms is at least 100 lux. Considering the correction factors according to DIN/TS 5031-100, the age-appropriate lighting level for a patient over 90 years of age should be above 1000 lux. This increases safety and orientation, well-being and activation, and demonstrably improved sleep.

A mix of direct and indirect light enhances the homeliness of the resident's room; additional variety is created by combining ceiling, wall, and table luminaires. This allows residents to switch the lights on or off individually and creates a feel-good atmosphere. In the mornings and evenings, one should work with a light colour between 2200 and 3000 K. A cool, activating light is ideal during the day. The best lighting for the night is very warm white light with a colour temperature of ≤ 2700 K. Pre-programmed light scenes and dynamic light sequences enable the lighting to support the human circadian rhythm. Especially for patients who are rarely exposed to natural daylight due to their condition, a circadian lighting system noticeably improves well-being and sleep quality.

Requirements

- Create contrasts: illuminate stairs, edges, and unevenness well
- Increased lighting level with warm light colours with a mixture of direct and indirect lighting
- Pre-programmed light scenes increase comfort for staff and residents
- Min. 100 – 200 lx illuminance on the floor
- Wall lighting should be adjustable

LINEA	RECOVER	VITA MED
TASK table	SASSO	ARY
VELA	COMBO	TASK

Residents' rooms
Visualisation



Common room












Natural lighting atmosphere in the common room

The common room plays a central role in nursing homes. It is a place of encounter and exchange. Residents use this space to socialise, play card or board games, or watch movies together. Various factors need to be considered to ensure that lighting meets all these requirements and maintains a pleasant lighting atmosphere. The EN 12464-1 standard specifies 300 lux for lighting in recreation rooms during the day. However, this is not sufficient, especially for older people and more demanding visual tasks. At least 1000 lux illuminance should be provided by additional luminaires. This can be achieved, for example, with separately switchable floor luminaires or reading luminaires. An important point in lighting design are the age-specific correction factors according to DIN/TS 5031-100. Because vision deteriorates with age and the eye's ability to adapt declines, the elderly need significantly higher illuminance.

In addition, there is the influence of light on our circadian rhythm. The light colours in the interior are in direct contact with our hormonal system and control the day/night rhythm. Elderly, less mobile care home residents often spend all day indoors. The biological standard specifications for lighting are set out in DIN/TS 67600. During the day, a melanopic and day-equivalent illuminance of ≥ 250 MEDI lux is recommended. This corresponds to about 370 lux at head level for a 32-year-old. As there is no synchronisation of the inner clock with standard lighting, the consequences can be listlessness, poor sleep, or depressive moods. To counteract this, biologically effective luminaires are used whose light colour changes dynamically with the time of day and reproduces the natural changes in daylight inside the room. XAL's full-spectrum LEDs enable these dynamics with an increased light-blue light component. In addition to excellent colour rendering, this also ensures high visual comfort and reduces eye fatigue. To create a pleasant sense of space, high illuminance should be provided by large ceiling and wall surfaces with indirect lighting. This creates basic brightness in the room which should be supplemented by accent lighting. Additional light sources such as wallwashers craft a homely atmosphere in the room.

Requirements

- High illuminance on walls and ceilings for an inviting room
- Communication promotion through increased cylindrical illuminance
- Good modelling with moderate ratio of cylindrical to horizontal illuminance (EN 12464-1)
- Min. 300 lux and dimmable, adapted for different activities
- Basic brightness via indirect lighting should be supplemented by accent lighting
- Wall or floor luminaires create a homely atmosphere

SASSO PRO	MITA	UNICO
		
SASSO wall	LINEA	FRAME
		
TASK	VELA	INO
		

Medical practices

- Reception, waiting area & treatment
- Dentist

Reception, waiting area & treatment



Orientation and relaxation in the doctor's office






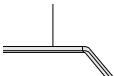


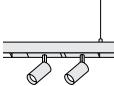
In medical practices, various specific lighting solutions are required, be it the registration desk at the reception, the waiting room, or the patient consultation in the examination room. The reception is a medical practice's business card and a patient's first point of contact. It should be lit in a bright and friendly manner and offer patients orientation. Separate accent lighting can add emphasis to the reception area and guide visitors more clearly through the practice.

Staff, however, spend many hours at the computer. Thus, attention must be paid to ergonomic, standard-compliant computer workstation design. An UGR maximum value of 19 ensures moderate contrast glare. An eye-friendly UGR value of ≤ 16 or ≤ 13 can be achieved with a high indirect light component. Higher illuminance is generally recommended above the desk. This creates good visibility and a visual separation between the reception, entrance, and waiting areas. Above all, the reception is an area of communication, so it is even more important to create an atmosphere of trust and security. Cylindrical illuminance should be at least 150 lux at eye level. The modified value of 300 lux is better suited. This can be achieved with suspended luminaires above the counter or indirect light from the wall or ceiling. For good communication, the ratio of cylindrical to horizontal illuminance is defined as between 0.3 and 0.6 in the lighting standard. This modelling indicator shows how well the face and facial expressions are recognisable, which influences our interactions decisively.

Lighting plays a calming role in the waiting room. EN 12464-1 stipulates a basic brightness of 200 lux. However, to ensure that patients have sufficient light when reading or completing questionnaires, a significantly higher illuminance is recommended. Warm-toned light in waiting rooms has a relaxing effect, lowers stress levels, and conveys a sense of security. In doctors' consulting rooms, at least 500 lux is required; in examination and treatment rooms, 1000 lux is required on the examination areas. It is important to use luminaires in the practice that have good glare control so that patients lying down are not dazzled from above. A high indirect light component improves the UGR value and reduces the contrast to the light emission surface.

Requirements

- Reception: counters with higher Illuminance levels to separate registration and waiting area
- Waiting room: warm light colours and dynamic light sequences for well-being
- Waiting room: basic brightness min. 200 lux
- Consulting room: illuminance of 500 lux
- Examination areas: up to 1000 lux and sometimes more

SASSO	MITA	UNICO
		
FRAME	MINO	TASK
		
COMBO	INO	MOVE IT
		

Anima Mentis Vienna, AT –
by ROOMS GmbH



Pallas Klinik für Augenheilkunde Olten, CH –
by BFB Architekten AG

Dentist



High colour rendering and light quality in dental practices

One usually works with three light zones in a dental practice. In the patient treatment area, an illuminance of 1000 lux is specified (in accordance with EN 12464-1), while 500 lux is sufficient for general lighting in the treatment environment. Special luminaires providing 5000 to 10000 lux are used to illuminate the operating area. The demand on colour reproduction quality is particularly high in a dental practice. In cosmetic corrections or when matching artificial teeth with the patient's own teeth, even minimal colour differences between teeth can impair the overall aesthetic appearance. Therefore, neutral or daylight white illumination by high-quality LED luminaires is required throughout the room. These achieve R_a values of up to 98 – for an almost true-colour result.

A double-sided or circumferential rectangular-square luminaire arrangement must be provided above the examination chair so that patients are not dazzled when lying down. Full spectrum LEDs create exceptionally natural working and medical assessment conditions thanks to their high colour fidelity.

Requirements

- A colour rendering value of $R_a \geq 90$ is required throughout
- In addition, even higher colour rendering values are useful for checking colour nuances in dentures
- In the visual task area, ≥ 500 lux is required as horizontal illuminance
- In the patient area during treatment horizontal ≥ 1000 lux
- A high indirect component of the lighting reduces unpleasant glare for the patient
- In the operating area, the special requirements of EN ISO 9680 apply

VELA	FRAME	TASK
FLOW	BETO	INO
MINO	MOVE IT	STRETTA

**Dental practice Coornaert
(Tandartscentrum Atlas)**
Kortrijk, BE –
by Maison Jane



Dental practice Wachtebeke, BE



**Dental practice Coornaert
(Tandartscentrum Atlas)**
Kortrijk, BE –
by Maison Jane

Biological light effect

Lighting to set the “body clock”

Light has always been closely connected with humankind. Irrespective of advances in civilisation and technology, light influences many processes that take place in the human body every day.

That is why artificial lighting is increasingly geared to the circadian rhythm – the day-night rhythm – of human beings. This so-called inner clock is largely set by the two hormones melatonin and cortisol. Cortisol, also called the stress hormone, is released in high concentrations in the morning and is the basis for alertness, focus, and physical and mental performance. In contrast, the sleep hormone melatonin is responsible for regeneration by supporting deep and relaxing sleep.

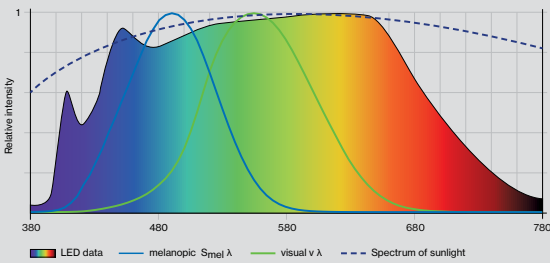
Both hormones are produced in the central brain and their release is directly regulated by the blue light components that strike the retina. This means the amount of light blue light we are exposed to has a direct influence on our hormonal system. The blue light components hitting the eye's retina suppress the production of the sleep hormone melatonin. As a direct result, melatonin levels increases significantly at night. If the melatonin increase is strong in the evening, this results in significantly raised cortisol in the morning. We are efficient during the day and at night we sleep soundly.

If artificial lighting is geared to these processes, it is perceived as more pleasant and also promotes physical health. Long-term studies in care homes, for example, show that residents behave much more actively, openly, and independently when they are in rooms with a circadian-controlled lighting system. High illuminance levels with increased blue wavelengths during the day and warm, long-wave light colours in the evening hours reproduce the natural daylight curve inside the room.

Human Centric Lighting (HCL)


An HCL concept puts the focus on people. Research has shown us for many decades what our needs are regarding light. Yet in many places lighting is still seen as an expedient rather than a factor in our cognitive and physical health.

Human Centric Lighting is a lighting concept that offers the variability that the human organism demands. The amount of light provided varies according to the time of day and season – it adapts to the natural daylight curve in the respective area. Both the amount of light and the light colour play a role.



Artificial light in coordination with daylight

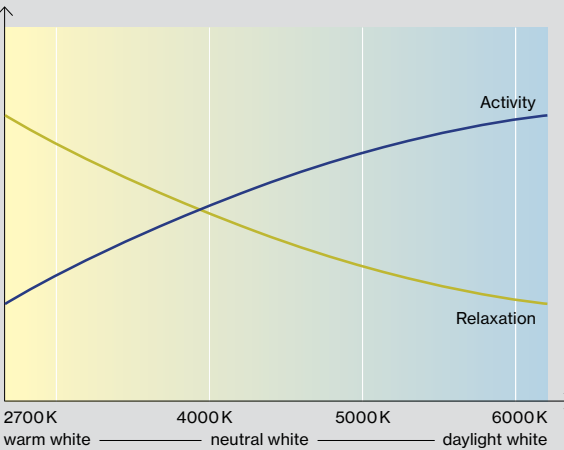
The best light source is always natural light. Therefore, this should be used as far as possible and integrated into the lighting concept, especially for buildings in the health sector. Large window areas and atriums allow natural daylight to enter the building. Using smart sensor technology, modern lighting control systems can already measure how much light is entering the room and adjust the supplementary lighting accordingly. This dynamic regulation maximises natural brightness, paired with cleverly designed artificial light scenes. XAL's MASTER UNIT boasts a clever lighting control system that facilitates both dynamic Tunable White light sequences and dynamic annual light sequences through simple parameterisation.



In the biologically effective light spectrum

Biologically effective lighting is based on the imitation of nature through artificial lighting. This is achieved via both the luminous intensity and the light colours. Outdoors, the light intensity is several thousand lux – indoors, 1000–2000 lux already affects our hormone system. Large areas with high luminance are important here, so that the sensitive receptors are reached over a large area of the retina.

To imitate daylight in terms of colour, the entire light spectrum must be covered, and the dynamics and variability of natural light must be reproduced. The light colour is specified as colour temperature in Kelvin (K). Ranges below 3300 K are considered warm white, whereas light colours above 5300 K are called cool white or daylight white. The cooler the shade of white, the higher the proportion of blue, short-wave components which have an activating effect on the organism. In modern luminaires with full-spectrum LEDs, specific attention has been paid to achieving a frequency content of the wavelengths that is close to natural. Thus, artificial light achieves a biological effect similar to daylight.



Increased need for light in old age

With increasing age, fewer and fewer light stimuli reach the retina. From birth, lens opacity and pupil constriction increase, specifically allowing fewer blue wavelengths to reach the retina. However, this blue light is needed to regulate the day-night rhythm of the body and to trigger the evening release of melatonin.

In nursing homes and care centres a decrease in activity due to lack of light can be observed. If the body is not sufficiently activated during the day, sleep deteriorates – listlessness and even depressive moods are the result. A research project at the Albert Schweitzer Clinic in Graz has demonstrated a biological effect. The combined amount of artificial and daylight was measured over 12 hours. On average ~ 530 lx/h was measured. This provides a daily dose of 6360 lx/h. Depending on the location with respect to the window and the patient's age, a daily dose of 5000–10000 lx/h will achieve a biological effect. A daily synchronisation of the inner clock is essential for an active life in old age.

Factors for near-natural lighting design

Lighting design oriented towards people is inspired by lighting conditions in the open air and their positive effects on health – it is modelled on nature. To this end, artificial lighting reproduces daylight inside the building and allows the human organism to maintain its natural rhythm.

The most important factors for a biodynamic lighting concept are:

- High cylindrical illuminance: >370 lx
- Take age-specific correction factors into account: with an MR of 0.75 this means 554 lx of cylindrical illuminance for a 50-year-old, 1153 lx for a 75-year-old, and 1907 lx for a 90-year-old
- Expansiveness: The light should be emitted over large luminous areas (similar to the daytime sky) if possible
- Light direction: This must be selected such that the circadian effective light comes from the front and above
- Melanopic efficiency: The non-visual efficiency of the luminaires should be MR > 0.75
- Dynamic gradients: Slow and, if possible, infinitely variable adjustment of colour temperature and illuminance correspond to the natural daylight curve



Acoustics for healthcare facilities

Room acoustics in the health sector

Noise pollution in hospitals is increasing worldwide. This is due both to the buildings' technical equipment and to increasingly complex medical devices. Treatment and monitoring equipment generate a constant background noise level with a sound pressure level of around 70 dB – roughly the background noise of a canteen with 50 people. Studies have shown that the average noise exposure in large hospitals is equivalent to that on a major road.



Better sleep and quicker recovery time

We have known for a long time that noise is partly responsible for mental and physical stress. Environmental noise levels have a demonstrable effect on our nervous system, our concentration, and our well-being. From 58 dB already the heart rate increases, and it can lead to disturbed sleep. However, rest and sleep are the most important factors in recovery and rehabilitation. Just as a long-term increase in noise levels makes us tense, silence has a relaxing and health-promoting effect.

Balanced room acoustics are just as beneficial to recovery as stabilising the patients' circadian rhythm. Biodynamic lighting concepts support natural hormone levels during the course of the day and thus regulate the alertness and tiredness curves. The higher the activation during the day, the more relaxed and regenerative the sleep. In addition, reduced noise levels in the hospital are beneficial for the regeneration of patients and reduces their length of stay in hospital.

Modern acoustic products

Designing rooms such that people feel comfortable in them is a central requirement of modern architecture, lighting, and acoustic planning. This is particularly true in the health sector. For many people, visits to the doctor and hospital stays are associated with anxiety and nervousness. Here, anticipatory spatial planning can help lower stress levels, reduce tension, and allow people to feel safe in the treatment environment. This begins at the reception or in the waiting area and continues in the examination room as well as at the 24-hour nurses' station or in the patient's room.

Bright, calm, and friendly rooms counteract the clinical sterility of a hospital environment. In addition to pleasant, homogeneous lighting, the room's acoustics also play their part. The more balanced the background noise, the better the organism can rest. Modern, design-oriented acoustic elements optimise the acoustic conditions in the room and act as decorative design elements that guide the patient's gaze.

Optimised communication in the hospital

In addition, balanced acoustic planning improves the quality of communication. In a medical environment, it is essential that the doctor, carer, and receptionist are clearly mutually intelligible and that the flow of information is not impaired by reverberation, disturbing sound propagation, or background noise. Speech intelligibility in particular plays a major role. It must be sufficient to enable information to be passed on clearly and quickly. However, privacy must be maintained during confidential medical consultations. For example, at the 24-hour nurses' station it is important to be able to communicate the most important things quickly while exchanging sensitive data without this being overheard by other patients. Good room acoustics therefore have a positive effect on the well-being and recovery of patients and also optimise the processes in healthcare facilities themselves.



Stress reduction for staff

Healthcare workers operate under stressful conditions. They carry out critical activities and must make serious decisions – often under high pressure. Precision in every action is a prerequisite, as is efficiency in treatment, to provide adequate care to all patients as quickly as possible.

High noise levels act as an additional stress factor. It affects both the well-being of the staff and the quality of their work. Studies have shown that the psychological effects of noise in clinical settings have a negative impact on concentration and performance, as well as accelerating fatigue. Poor comprehension, irritability, and a feeling of being overwhelmed thus put a strain on medical support as well as on the relationship with the patient. Room acoustics tailored to requirements counteract this by creating a harmonious working environment even where high noise levels are unavoidable. This increases the quality of work and the satisfaction of the staff.

Age-appropriate acoustic conditions

Elderly people are overrepresented in hospitals and care homes due to their physical constitution. Since visual and auditory performance declines with age, lighting and room acoustics need to be adapted accordingly. Appropriate acoustic measures enable elderly patients to perceive their surroundings better and to organise their day more actively. Improved acoustics also promote communication and participation in social life in the care home.

Sound-absorbing surfaces are ideal because they reduce the reverberation time and thus optimise speech intelligibility. This has a considerable influence on the relationship between doctor and patient, for which mutual intelligibility is critical.

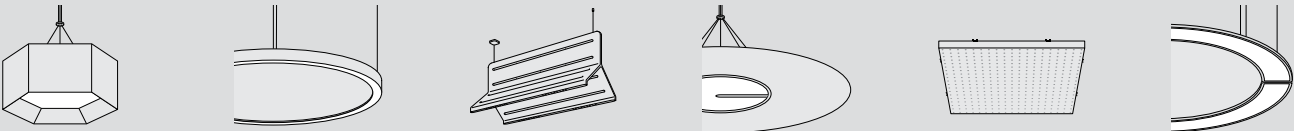
Bespoke acoustic planning for healthcare facilities

In the health sector, acoustic planning is indispensable. In places where people get back on their feet after illness or accidents or reorient themselves, environments are needed that facilitate this.

The requirements for comprehensive room-acoustic planning in the healthcare sector are many and varied. Numerous standards must be considered, as well as the individual needs of patients. To meet this complexity, we work with a network of different partners. This allows us to perfectly coordinate lighting and acoustics. In addition, we offer acoustic planning in three service packages, which – depending on room size and specific project requirements – include different services. We design different variants for each order, including an acoustically optimised ideal situation for your hospital, medical practice, or care facility. If you have any questions or would like to arrange a consultation for your project, please contact us at akustikplanung@xal.com



- HEX-O**
surface / suspended
- MINO CIRCLE**
surface / suspended
- MUSE**
suspended
- SONIC**
free standing / susp.
- MOVE IT acoustic**
system inlay
- TASK**
surface / suspended



Efficiency and sensor technology

Efficiency and comfort through modern lighting control
A functional lighting system is of central importance for patients and staff. For employees in healthcare facilities, lighting must meet the requirements of the visual task – from examinations to care and service to laboratory activities. To ensure that patients feel comfortable in their rooms, the lighting should both comply with standards and also be individually adaptable. The lighting should also be easy and intuitive to control.

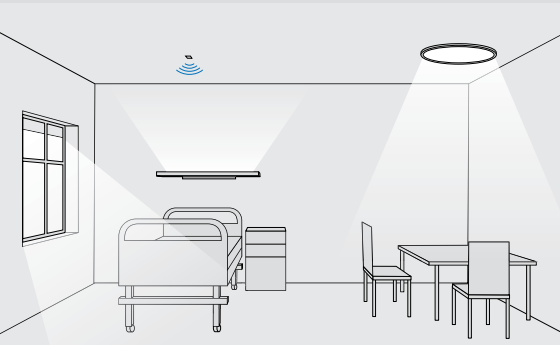
This is where simple, self-explanatory operating devices help. Special functions may not be immediately apparent to the user, but they are all the more helpful for building services. These include integrated power measurement, system diagnostics, operating hours counters, and status reports.

Light output as required
Large hospitals and care homes are busy around the clock. In addition to medical equipment, lighting is a major cost factor. Sensor-controlled luminaires increase comfort and safety, and also reduce energy costs in the long term by regulating light output as required.

Sensors measure movement and ambient brightness and switch on the lighting only where needed. Modern lighting management can control each individual luminaire separately and thus dim or switch off the light in unused rooms or in areas illuminated by daylight. In the case of luminaires close to windows, this saves up to 50% energy. Orientation lighting in corridors or staircases can also be planned according to time of day and dimmed during quiet periods.

Smart sensors contribute significantly to patient recovery by measuring important indoor climate values. Air humidity, air quality, sound levels, and room temperature are all factors that influence the well-being of the people in the room – which is particularly crucial when patients are in their rooms for days or weeks at a time. If the room climate is optimised based on these parameters, this can noticeably shorten the recovery time and the stay in hospital.

Indoor climate analysis with IoT sensors
If the values are to be more than just a snapshot, an extension with the DALI-controlled XAL's sensors is recommended. These offer a comprehensive indoor climate analysis. In this process, the measured values are recorded and evaluated over a certain period, whereby trends emerge. Analyses of the presence sensors record, for example, the bed occupancy rate or the activity of patients, which in turn can be considered in cleaning or room allocation. Based on indoor climate assessments, sensible, cost- and time-saving plans can be drawn up for ventilation or the operation of air-conditioning systems.



HCL: Faster recovery through circadian daylight patterns
Patients recover more quickly the more comfortable they feel in a healthcare facility. Suitable lighting systems create a feeling of calm and security and support the regeneration of body and mind by adjusting the lighting to the needs of the human organism. Since patients and residents often spend long periods in closed rooms, it is essential to create lighting conditions that are as close as possible to natural daylight.

Human Centric Lighting (HCL) is used for this purpose. Dynamic colour gradients imitate the natural daylight curve from cold white, activating light in the morning to relaxing, warm white light colours in the afternoon and evening hours. Slow dimming and gentle changes between light scenes make the lighting pleasant and lively. Brightness and lighting mood vary both from morning to night and with the seasons. A modern lighting system's pre-programmed or manually controllable algorithms can equip the lighting with different curves and thus optimally adjust the light to its natural equivalent at any given moment.

Area-adapted, flexible lighting control
Each area in a hospital has different lighting requirements. Multiple lighting standards apply, each of whose limit values must be met. For example, different lighting conditions are required at a 24-hour nurses' station, where staff carry out computer work, than in a waiting room or in a dental treatment chair. The lighting system must be flexible across administrative desk activities to diagnostic discussions to lighting in a care centre's common room. To ensure that this complexity is straightforward for the building services, the control systems can be maintained centrally. Wireless solutions enable remote control and thus rapid response to changes in demand in individual wings of the healthcare facility.



Straightforward operation and central management
Even though light plays an important role in the health and care sector, it should not cost employees more attention than necessary. It is therefore necessary to implement complex technology in simple systems. The lighting control system must be easy to operate. The more intuitive a system, the shorter the required training time and the faster it can be commissioned. If support is needed, remote maintenance and configuration save time-consuming travel. Cloud support provides a quick overview of multiple systems. In large hospitals, a doctor's office, or a care centre, lighting is best combined in a system that can be easy and centrally managed.

Data mining in the health sector
Particularly revealing data is used in the health care sector. This is precisely where lighting systems equipped with smart sensor technology can provide valuable insights. For example, movement or air conditions in patient rooms, which in turn can be used to derive cleaning schedules or climate control. The lighting system provides more than "just" the right lighting here. Collected values and data analyses contribute to smart, energy-efficient building use and provide insights into the patients' regeneration process.

- Requirements**
- Energy Monitoring Converter
 - Current transformers on measuring circuits
 - Calculating the current consumption from the dimming level

- Measured**
- Power consumption
 - Network quality
 - Patient attendance history
 - Patient activity (for patients who must be deliberately activated or who must remain still)



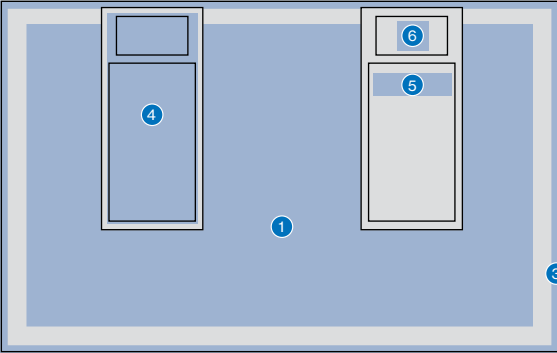
UNICO recessed / ceiling	VELA surface / suspended	MINO surface / suspended	MOVE IT 25 system suspended	RECOVER wall

Patient room planning example

The lighting in a patient's room must meet many requirements. We selected two RECOVER PRO units of 1350mm length in this example. The minimum requirements of the lighting standard are only sufficient to fulfil the visual task in question. Since the biological light effect especially contributes to patients' healing success, significantly higher illuminance levels are available at the patient's eye in this example.

In this case, the biologically necessary vertical illuminance and age-related correction factors are considered. The RECOVER luminaires run a full day's curve, from dawn to dusk in the room. This activates patients in the morning and relaxes them in the evening.

Specifications



Measured surfaces

- 1 Floor
- 2 Ceiling
- 3 Walls
- 4 Examination level
- 5 Reading area
- 6 Visual field

Room dimensions twin room:

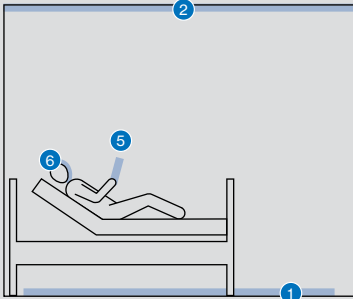
5.66 × 3.6 m
Ceiling height: 3m
Luminaire height: 1.80m

Reflection

Floor 40 %, walls 80 %, ceiling 90 %
Maintenance factor: 0.8

Lighting standard EN 12646-1 minimum requirement

- Floor, wall, and ceiling with minimum illuminance of 100 lx, 50 lx, and 30 lx
- Size of reading range defined in DIN 5035-3, minimum 300 lx
- 300 lx at the examination level, at a height of 85 cm for simple examinations
- 1000 lx at the examination level, at a height of 85 cm for examinations and treatments, with a colour rendering of $R_a \geq 90$
- Glare limitation $UGR \leq 19$



MEDI lux – what biological illuminance is required vertically at the resident's eye?

According to DIN/TS 67600, ≥ 250 MEDI lux (Melanopic Equivalent Daylight Illuminance) must be delivered vertically on the eye throughout the day. MEDI lux is the melanopic and daylight equivalent assessed illuminance.

How does one convert to visual lux?
In our example, we assume 4000 K with an MDER of 0.68. The 250 MEDI lux are divided by the MDER (Melanopic Daylight Equivalent Ratio) to obtain the required visual illuminance ($250 / 0.68 = 368$ lx). This 368 lx is the biologically necessary vertical illuminance for a 32-year-old standard observer.

DIN/TS 5031-100 has two age-specific correction factors. Multiplying these two factors produces 0.664 for a 50-year-old observer. Dividing the required illuminance of 368 lx by the correction factor for 50-year-olds gives the biologically effective illuminance for 50-year-olds [$368 \text{ lx} / 0.664 = 554 \text{ lx}$].

The age-specific correction factors for a 75-year-old observer result in a factor of 0.319. Thus, 1153 lx vertical illuminance is calculated [$368 \text{ lx} / 0.319 = 1153 \text{ lx}$].

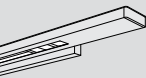
In this example, there is sufficient vertical illuminance for a 75-year-old patient.

RECOVER PRO


Ambient light / 5500K activating light mood, in the mornings for at least four hours



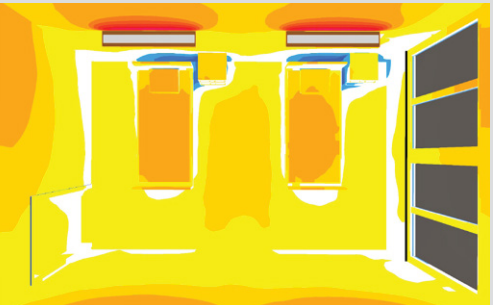
RECOVER PRO wall



Ambient light / 2500K relaxing lighting mood, in the evenings



Ambient & examination light



Ceiling soffit



Number	Luminaire
2	RECOVER PRO 1350 / 2200 K – 31000 K <ul style="list-style-type: none">- ambient light 14600 lm (160 W)- examination light 1969 lm (35 W)- reading light 626 lm (12 W)- nurse night light 2 × 147 lm (2 × 2.3 W)



Measured surface	Standard requirement (EN 12464-1)	Luminous intensity (calculated at 4000K ambient & examination light)
1 Floor	E_m 100 lx	E_m 662 lx
2 Ceiling	E_m 30 lx	E_m 1348 lx
3 Walls (ø of all walls)	E_m 50 lx	E_m 756 lx
4 Examination level <ul style="list-style-type: none">a) simple examinationb) examination & treatment	E_m 300 lx E_m 1000 lx	 E_m 1199 lx
5 Reading area	E_m 300 lx	E_m 364 lx (reading light)
6 Visual field <ul style="list-style-type: none">- for communication- biologically effective	E_z 150 lx Recommendation (DIN/TS 67600/5031-100)	E_z 1292 lx
a) 32-year-old patient b) 50-year-old patient c) 75-year-old patient	$E_z \geq 368$ lx $E_z \geq 554$ lx $E_z \geq 1153$ lx	

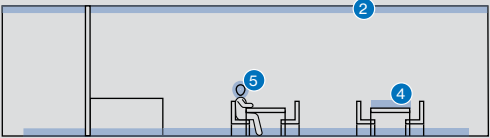
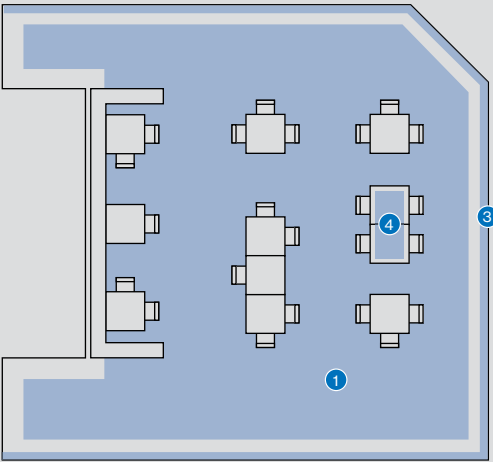
Recreation room planning example

A recreation room's lighting must meet many requirements. Since care home residents usually spend a lot of time in the recreation room, we selected an HCL design in this example. Human Centric Lighting meets both the minimum requirements for the respective visual task and also fulfils biological needs, in our case those of 75-year-old residents. Furthermore, emotional lighting components must also be available. To meet emotional needs, we have chosen a dynamic lighting control system that offers a very high colour rendering of $R_a/R_e \geq 90$ across all colour temperatures. On the walls, narrow-beam CWD spotlights produce a cosy atmosphere at off-peak times.

Lighting standard EN 12646-1 minimum requirement

- Floor, wall, and ceiling with minimum illuminance of 300 lx, 75 lx and 50 lx
- As the recreation room is a communication room, cylindrical illuminance of E_z 150 lx is required
- Glare limitation $UGR \leq 22$

Specifications



Measured surfaces

- 1 Floor
- 2 Ceiling
- 3 Walls
- 4 User level
- 5 Visual field

Recreation room dimensions

Floor area: 114.39 m²
Ceiling height: 3 m
Luminaire height: LINEA system 2.05 m / VELA 2.3 m

Reflection

Floor 40 %, walls 80 %, ceiling 90 %
Maintenance factor: 0.8

MEDI lux – what biological illuminance is required vertically at the resident's eye?

According to DIN/TS 67600, ≥ 250 MEDI lux (Melanopic Equivalent Daylight Illuminance) must be delivered vertically on the eye throughout the day. MEDI lux is the melanopic and daylight equivalent assessed illuminance.

How does one convert to visual lux?

In our example, we assume 4000 K with an MDER of 0.68. The 250 MEDI lux are divided by the MDER (Melanopic Daylight Equivalent Ratio) to obtain the required visual illuminance ($250 / 0.68 = 368$ lx). This 368 lx is the biologically necessary vertical illuminance for a 32-year-old standard observer.

DIN/TS 5031-100 has age-specific correction factors for lens opacity and pupil constriction. Multiplied by this, the factor for a 75-year-old observer is 0.319. For a 75-year-old observer, 1153 lx of vertical illuminance is calculated [$368 \text{ lx} / 0.319 = 1153 \text{ lx}$].


In this example, there is enough vertical illuminance for a 75-year-old observer.

LINEA | VELA | SASSO PRO

5500K activating light atmosphere



LINEA system
wall



VELA 450 / 600 / 900
suspended



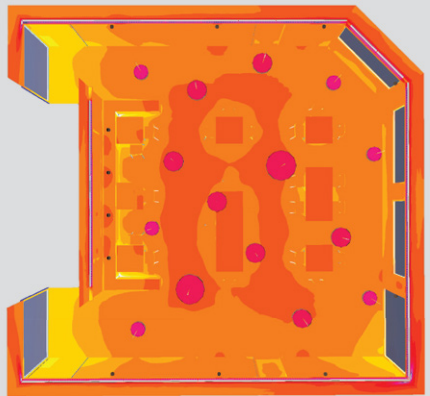

SASSO PRO 100
recessed



2500K relaxing lighting mood, in the evenings



Number	Luminaire
35	LINEA system biodynamic (indirect 15° + 30°), 9327 lm (92 W) XCS
7	VELA 450 (direct/indirect), TW, 4975 lm (7 W / 27 W)
5	VELA 600 (direct/indirect), TW, 8546 lm (14 W / 45 W)
3	VELA 900 (direct/indirect), TW, 15524 lm (25 W / 71 W)
12	SASSO PRO 100, CWD, 1412 lm (14.5 W)



Measured surface	Standard requirement (EN 12464-1)	Luminous intensity (calculated at 4000 K)
1 Floor	E_m 300 lx	E_m 1671 lx
2 Ceiling	E_m 50 lx	E_m 1968 lx
3 Walls (ø of all walls)	E_m 75 lx	E_m 1586 lx
4 User level (table 0.8 m)	E_m 300 lx	E_m 2199 lx
5 Visual field seated position - for communication - biologically effective for:	E_z 150 lx	E_z 1452 lx
75-year-old observer	Recommendation (DIN/TS 67600/5031-100) $E_z \geq 1153$ lx	☑

24-hour nurses' station planning example

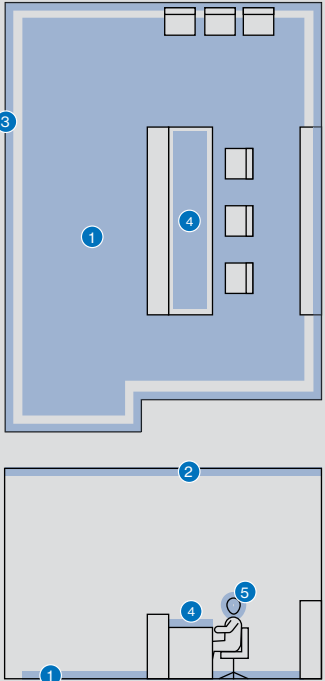
The lighting of a 24-hour nurses' station must meet many requirements. This area must be suitable for office work as well as for communicative exchange. Furthermore, the night-time lighting situation must be set. Therefore, we selected an HCL design for this example. Human Centric Lighting meets both the minimum requirements for the respective visual task and also fulfils biological needs, in our case those of 50-year-old caregivers. Furthermore, emotional lighting components must also be available. To meet emotional needs, we have chosen a dynamic lighting control system that offers a very high colour rendering of $R_a/R_e \geq 90$ across all colour temperatures. On the walls, narrow-beam CWD spotlights produce a cosy atmosphere at off-peak times.

During the night, the colour temperature is reduced to $\leq 2700\text{K}$. The workplace lighting can be adjusted as desired via a dimmer. In the corridor area, illuminance can be reduced to 50lx.

Lighting standard EN 12646-1 minimum requirement

- For the workplace, the requirements of an office are used, and for the area around the base, the requirements of a corridor with multiple uses are used
- Floor, wall, and ceiling with minimum illuminance of $\geq 200\text{lx}$, $\geq 75\text{lx}$ and $\geq 50\text{lx}$
- $\geq 500\text{lx}$ are required in the visual task area
- As the nurses' station is a communication room, a cylindrical illuminance of $E_z \geq 150\text{lx}$ must be available
- Glare limitation $UGR \leq 19$

Specifications



Measured surfaces

- 1 Floor
- 2 Ceiling
- 3 Walls
- 4 Work area
- 5 Visual field

24-hour nurses' station room dimensions:

Floor area: 40.05 m²
Ceiling height: 3.3m
Luminaire height: LINEA system 2.35m

Reflection

Floor 40 %, walls 80 %, ceiling 90 %
Maintenance factor: 0.8

MEDI lux – what biological illuminance is required vertically at the resident's eye?

According to DIN/TS 67600, ≥ 250 MEDI lux (Melanopic Equivalent Daylight Illuminance) must be delivered vertically on the eye throughout the day. MEDI lux is the melanopic and daylight equivalent assessed illuminance.

How does one convert to visual lux?
In our example, we assume 4000 K with an MDR of 0.68. The 250 MEDI lux are divided by the MDER (Melanopic Daylight Equivalent Ratio) to obtain the required visual illuminance ($250 / 0.68 = 368\text{lx}$). This 368lx is the biologically necessary vertical illuminance for a 32-year-old standard observer.

DIN/TS 5031-100 has age-specific correction factors for lens opacity and pupil constriction. Multiplied by this, the factor for a 50-year-old observer is 0.664. For a 50-year old observer, 554lx of vertical illuminance is calculated [$368\text{lx} / 0.664 = 554\text{lx}$].


In this example, there is enough vertical illuminance for a 50-year-old caregiver.

LINEA | SASSO PRO | BETO | SONO FLEX

5500K activating light atmosphere



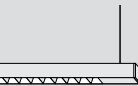
LINEA system wall



SASSO PRO 100 recessed



BETO suspended



SONO FLEX recessed

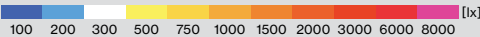




2500K relaxing lighting mood, in the evenings



Number	Luminaire
13	LINEA system (direct opal/indirect asym.), TW, 3690lm (38 W) XCS
6	SASSO PRO 100, CWD, 1403lm (14.5 W)
3	BETO suspended (direct/indirect), TW, 4298lm (30.5 W)
4	SONO FLEX 350 IP54, CWD, 1503lm (16 W)

Measured surface	Standard requirement (EN 12464-1)	Luminous intensity (calculated at 4000 K)
1 Floor	$E_m 200\text{lx}$	$E_m 982\text{lx}$
2 Ceiling	$E_m 50\text{lx}$	$E_m 916\text{lx}$
3 Walls (ø of all walls)	$E_m 75\text{lx}$	$E_m 812\text{lx}$
4 Work area	$E_m 500\text{lx}$	$E_m 1188\text{lx}$
5 Visual field seated position - for communication	$E_z 150\text{lx}$	$E_z 691\text{lx}$
- biologically effective for:	Recommendation (DIN/TS 67600/5031-100)	
50-year-old caregiver	$E_z \geq 554\text{lx}$	✓



Get in contact

We have made it our mission to develop and perfect unique projects in cooperation with the architects and planners.

We see ourselves as your partner. From the lighting design to the right product selection and from the control system to commissioning and maintenance, we are at your side at all stages of your project.

Let's talk about your project: office@xal.com

XAL Headquarters

XAL GmbH
Auer-Welsbach-Gasse 36
8055 Graz
AUSTRIA
T +43.316.3170
office@xal.com

All locations:
xal.com/contacts

List of photographers

Paul Ott (p. 2 | 20-21), Elisabeth Mörz (p. 7 | 67), Werner Huthmacher Photography (p. 14 | 30-31 | 41), Andrzej Siegmund (p. 15), Markus Bachmann (p. 16-17 | 26 | 34-36 | 44 | 50), Adrian Jäck Photography (p. 24-25 | 40), Jack Hobhouse Photography (p. 28), Walter Luttenberger Photography (p. 28), Gosztom Gergo (p. 29), Vaggelis Paterakis (p. 32), Dominik Münich (p. 38), Nicole Zimmermann Fotodesign (p. 40), Philipp Schuster (p. 42 | 56), Silvano Pedrett Photography (p. 52-53), Dominik Münich (p. 54), EXPERTsuisse (p. 57), Joachim Grothus Fotografie (p. 58), Kris Dekeijser (p. 60-61), Yann Deschepper (p. 60), Thomas A. Berger (p. 65), Michael Königshofer (p. 65)

Legal notices

The information in this catalogue corresponds to the status at the time of printing, is non-binding and is intended for information purposes only. No liability is assumed for deviations of a product from illustrations or specifications. We reserve the right to make changes to our products at any time. All orders are accepted exclusively based on our General Terms and Conditions of Business and Delivery, which can be viewed at www.xal.com, in the current version.

