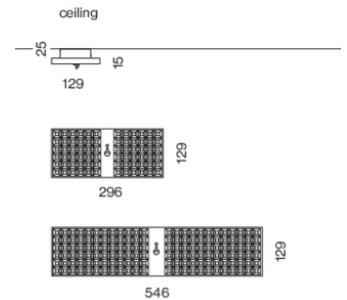


**Quickinfo**

3000 K, 4000 K  
 CRI ≥ 80, CRI ≥ 90 / 3 SDCM  
 (initial MacAdam)  
 UGR ≤ 16, UGR ≤ 19  
 bis zu 175 lm/W  
 L90 / 50000 h  
 DALI-2, DALI-2 ESSENTIAL  
 sensor  
 IP20

**Types**



**Farbe**



**Einsatz**



**Lichtverteilung**



**PARO**

ceiling

**EN** Rectangular luminaire housing in die-cast aluminium; ultra low-profile design (only 15 mm); no visible screws; surface powder coated; suitable for ceiling mounting; convenient quick mounting system without tools; luminaire housing set away from ceiling; electronic operating unit installed in the surface mounted housing; 2 separate, square light insets made of plastic; fitted with single LED light points; good glare reduction due to recessed light point plane; despite this increased efficiency through special lens technology; inserted lenses with wide flood radiation characteristic; or high quality reflector with micro-faceted, aluminum-vaporised surface; precise radiation characteristic with symmetrical light distribution; either with direct or direct / indirect light distribution; indirect light component for additional accentuation of the ceiling, switchable via DIP switch; optionally with sensor


**DE** Rechteckiger Leuchtenkörper aus Aluminiumdruckguss; extrem flache Bauform (nur 15 mm); keine sichtbaren Schrauben; Oberfläche pulverbeschichtet; geeignet für Deckenmontage; komfortables, werkzeugloses Schnellmontagesystem; Leuchtenkörper von der Decke abgesetzt; elektronisches Betriebsgerät im Anbauehäuse verbaut; 2 getrennte, quadratische Lichteinsätze aus Kunststoff; bestückt mit LED Einzellichtpunkten; gute Entblendung durch zurückversetzte Lichtpunktebene; trotzdem erhöhte Effizienz durch spezielle Linsentechnik; eingesetzte Linsen mit wide flood Abstrahlcharakteristik; oder hochwertiger Reflektor mit mikrofacettierter, aluminiumbedampfter Oberfläche; präzise Abstrahlcharakteristik mit symmetrischer Lichtverteilung; wahlweise mit direkter bzw. direkter / indirekter Abstrahlcharakteristik; indirekte Lichtkomponente für zusätzliche Akzentuierung der Decke mittels DIP-Switch schaltbar; wahlweise mit Sensor



up to 170 lm/W  
 (high efficiency)




DIN EN 12464-1  
 UGR ≤ 19 65° ≤ 1500 cd/m2



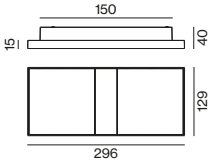
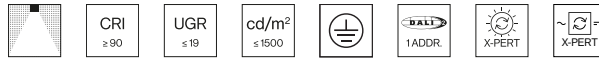
DIP switch for  
 indirect



optional sensor  
 integration




## PARO medium louver wide ceiling

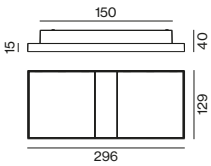
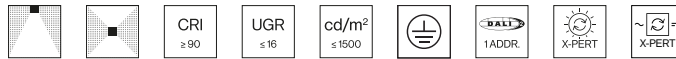


### LOUVER WIDE | DIRECT

SYSTEM	COLOUR TEMP.	CRI ≥	LUM. FLUX	EFFICACY	ORDER CODE
17.6 W	3000 K	80	2830 lm	161 lm/W	0 6 8 - 0 1 1 0 5 <input checked="" type="checkbox"/> <input checked="" type="checkbox"/> X
		90	2460 lm	140 lm/W	0 6 8 - 0 1 1 0 0 <input checked="" type="checkbox"/> <input checked="" type="checkbox"/> X
40.0 W	3000 K	80	3010 lm	171 lm/W	0 6 8 - 0 1 1 0 6 <input checked="" type="checkbox"/> <input checked="" type="checkbox"/> X
		90	2460 lm	140 lm/W	0 6 8 - 0 1 1 0 1 <input checked="" type="checkbox"/> <input checked="" type="checkbox"/> X
40.0 W	4000 K	80	5860 lm	147 lm/W	0 6 8 - 0 1 1 1 5 <input checked="" type="checkbox"/> <input checked="" type="checkbox"/> X
		90	5100 lm	128 lm/W	0 6 8 - 0 1 1 1 0 <input checked="" type="checkbox"/> <input checked="" type="checkbox"/> X
		80	6230 lm	156 lm/W	0 6 8 - 0 1 1 1 6 <input checked="" type="checkbox"/> <input checked="" type="checkbox"/> X
		90	5100 lm	128 lm/W	0 6 8 - 0 1 1 1 1 <input checked="" type="checkbox"/> <input checked="" type="checkbox"/> X



## PARO medium spotlight ceiling



### SPOTLINE | DIRECT

SYSTEM	COLOUR TEMP.	CRI ≥	LUM. FLUX	EFFICACY	ORDER CODE
17.6 W	3000 K	80	2750 lm	156 lm/W	0 6 8 - 1 1 1 0 5 <input checked="" type="checkbox"/> <input checked="" type="checkbox"/> W
		90	2400 lm	136 lm/W	0 6 8 - 1 1 1 0 0 <input checked="" type="checkbox"/> <input checked="" type="checkbox"/> W
40.0 W	3000 K	80	2930 lm	166 lm/W	0 6 8 - 1 1 1 0 6 <input checked="" type="checkbox"/> <input checked="" type="checkbox"/> W
		90	2400 lm	136 lm/W	0 6 8 - 1 1 1 0 1 <input checked="" type="checkbox"/> <input checked="" type="checkbox"/> W
40.0 W	4000 K	80	5670 lm	142 lm/W	0 6 8 - 1 1 1 1 5 <input checked="" type="checkbox"/> <input checked="" type="checkbox"/> W
		90	4930 lm	123 lm/W	0 6 8 - 1 1 1 1 0 <input checked="" type="checkbox"/> <input checked="" type="checkbox"/> W

### SPOTLINE | DIRECT / INDIRECT

SYSTEM	COLOUR TEMP.	CRI ≥	LUM. FLUX	EFFICACY	ORDER CODE
40.0 W	4000 K	80	↓6000/±70 lm	152 lm/W	0 6 8 - 1 1 1 1 6 <input checked="" type="checkbox"/> W
		90	↓4910/±57 lm	124 lm/W	0 6 8 - 1 1 1 1 1 <input checked="" type="checkbox"/> W

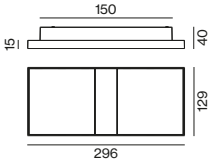
### Order options

CONTROL	COLOUR	INSET
DALI-2 ESSENTIAL sensor	traffic white RAL 9016	chrome reflector
DALI-2	jet black RAL 9005	black reflector

INSET
traffic white RAL 9016
jet black RAL 9005



## PARO medium lens wide ceiling



### LENS WIDE | DIRECT

SYSTEM	COLOUR TEMP.	CRI ≥	LUM. FLUX	EFFICACY	ORDER CODE
17.3 W	3000 K	80	2850 lm	165 lm/W	0 6 8 - 2 1 1 0 5 <input checked="" type="checkbox"/> W
		90	2480 lm	143 lm/W	0 6 8 - 2 1 1 0 0 <input checked="" type="checkbox"/> W
37.0 W	3000 K	80	3030 lm	175 lm/W	0 6 8 - 2 1 1 0 6 <input checked="" type="checkbox"/> W
		90	2480 lm	143 lm/W	0 6 8 - 2 1 1 0 1 <input checked="" type="checkbox"/> W
37.0 W	4000 K	80	5700 lm	154 lm/W	0 6 8 - 2 1 1 1 5 <input checked="" type="checkbox"/> W
		90	4960 lm	134 lm/W	0 6 8 - 2 1 1 1 0 <input checked="" type="checkbox"/> W

### LENS WIDE | DIRECT / INDIRECT

SYSTEM	COLOUR TEMP.	CRI ≥	LUM. FLUX	EFFICACY	ORDER CODE
37.0 W	4000 K	80	↓6080/↑62 lm	166 lm/W	0 6 8 - 2 1 1 1 6 <input checked="" type="checkbox"/> W
		90	↓4970/↑51 lm	136 lm/W	0 6 8 - 2 1 1 1 1 <input checked="" type="checkbox"/> W

### Order options

CONTROL	COLOUR	INSET
DALI-2 ESSENTIAL sensor <input checked="" type="checkbox"/>	traffic white RAL 9016 <input checked="" type="checkbox"/>	chrome reflector <input checked="" type="checkbox"/>
DALI-2 <input checked="" type="checkbox"/>	jet black RAL 9005 <input checked="" type="checkbox"/>	black reflector <input checked="" type="checkbox"/>

INSET
traffic white RAL 9016 <input checked="" type="checkbox"/>
jet black RAL 9005 <input checked="" type="checkbox"/>