



MITA circle 450

suspended

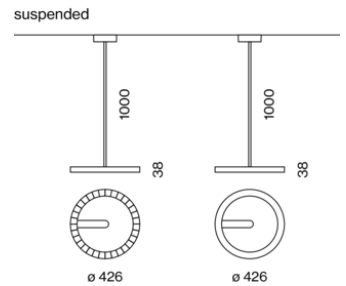
EN Ring shaped luminaire housing in die-cast aluminium; extremely slim design; surface powder coated; suspended; with height adjustable rod suspension (chrome), feed in rod; electronic operating unit installed in the canopy; optional: blind cover to cover the cut-out, held by magnet, available as an accessory; high gloss reflector with faceted design; HPO (High Performance Opal) cover for uniform illumination; either with direct or direct / indirect light distribution; energy-efficient LEDs with very good colour rendering

DE Ringförmiger Leuchtenkörper aus Aluminiumdruckguss; extrem schlanke Bauform; Oberfläche pulverbeschichtet; abgependelt; mit kürzbarer Pendelrohrabhangung (chrom), Einspeiseleitung in Pendelrohr; elektronisches Betriebsgerät im Baldachin verbaut; optional: Blindabdeckung, mittels Magnet im Innenausschnitt befestigt, als Zubehör erhältlich; hochglänzender Reflektor mit Facettenoptik; HPO (High Performance Opal) Abdeckung für homogene Ausleuchtung; wahlweise mit direkter bzw. direkt / indirekter Abstrahlcharakteristik; energieeffiziente LEDs mit sehr guter Farbwiedergabe

Quickinfo

3000 K, 4000 K
 CRI ≥ 80, CRI ≥ 90 / 3 SDCM
 (initial MacAdam)
 UGR ≤ 13, UGR ≤ 16, UGR ≤ 19
 bis zu ↓ 4,750 lm / ↑ 4,380 lm
 bis zu 163 lm/W
 L90 / 100000 h, L90 / 50000 h,
 L90 / 75000 h
 DALI-2
 Opal, Reflector
 IP20

Types



Farbe



Reflektor



Lichtverteilung



dark chrome reflector option



up to 139 lm/W
 (high efficiency)



version with opal cover



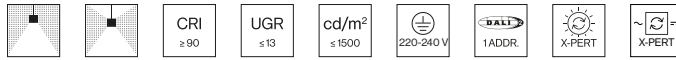
magnetic blind cover



DIN EN 12464-1
 UGR ≤ 19

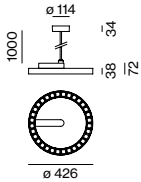


MITA CIRCLE 450 reflector suspended



DIRECT | REFLECTOR (UGR ≤ 19) DALI-2

SYSTEM	COLOUR TEMP.	CRI ≥	REFLECTOR	LUM. FLUX	EFFICACY	ORDER CODE
29.4 W	3000 K	80	chrome	4500 lm	153 lm/W	0 7 4 - 7 6 1 1 5 3 <input checked="" type="checkbox"/> R
			dark chr.	3220 lm	110 lm/W	0 7 4 - 7 6 1 1 5 3 <input checked="" type="checkbox"/> B
	4000 K	90	chrome	3920 lm	133 lm/W	0 7 4 - 7 6 1 1 0 3 <input checked="" type="checkbox"/> R
			dark chr.	2800 lm	95 lm/W	0 7 4 - 7 6 1 1 0 3 <input checked="" type="checkbox"/> B
		80	chrome	4790 lm	163 lm/W	0 7 4 - 7 6 1 1 6 3 <input checked="" type="checkbox"/> R
			dark chr.	3430 lm	117 lm/W	0 7 4 - 7 6 1 1 6 3 <input checked="" type="checkbox"/> B
40.0 W	3000 K	80	chrome	5850 lm	146 lm/W	0 7 4 - 7 6 2 1 5 3 <input checked="" type="checkbox"/> R
			dark chr.	4190 lm	105 lm/W	0 7 4 - 7 6 2 1 5 3 <input checked="" type="checkbox"/> B
	4000 K	90	chrome	5100 lm	128 lm/W	0 7 4 - 7 6 2 1 0 3 <input checked="" type="checkbox"/> R
			dark chr.	3650 lm	91 lm/W	0 7 4 - 7 6 2 1 0 3 <input checked="" type="checkbox"/> B
		80	chrome	6230 lm	156 lm/W	0 7 4 - 7 6 2 1 6 3 <input checked="" type="checkbox"/> R
			dark chr.	4460 lm	112 lm/W	0 7 4 - 7 6 2 1 6 3 <input checked="" type="checkbox"/> B
90	chrome	5100 lm	128 lm/W	0 7 4 - 7 6 2 1 1 3 <input checked="" type="checkbox"/> R		
	dark chr.	3650 lm	91 lm/W	0 7 4 - 7 6 2 1 1 3 <input checked="" type="checkbox"/> B		



DIRECT / INDIRECT POWER | REFLECTOR (UGR ≤ 19) DALI-2

SYSTEM	COLOUR TEMP.	CRI ≥	REFLECTOR	LUM. FLUX	EFFICACY	ORDER CODE
58.0 W	3000 K	80	chrome	↓4460/↑3850 lm	143 lm/W	0 7 4 - 7 6 5 1 5 3 <input checked="" type="checkbox"/> R
			dark chr.	↓3180/↑3850 lm	121 lm/W	0 7 4 - 7 6 5 1 5 3 <input checked="" type="checkbox"/> B
	4000 K	90	chrome	↓3880/↑3320 lm	124 lm/W	0 7 4 - 7 6 5 1 0 3 <input checked="" type="checkbox"/> R
			dark chr.	↓2770/↑3320 lm	105 lm/W	0 7 4 - 7 6 5 1 0 3 <input checked="" type="checkbox"/> B
		80	chrome	↓4750/↑4380 lm	157 lm/W	0 7 4 - 7 6 5 1 6 3 <input checked="" type="checkbox"/> R
			dark chr.	↓3380/↑4380 lm	134 lm/W	0 7 4 - 7 6 5 1 6 3 <input checked="" type="checkbox"/> B
90	chrome	↓3880/↑3580 lm	129 lm/W	0 7 4 - 7 6 5 1 1 3 <input checked="" type="checkbox"/> R		
	dark chr.	↓2770/↑3580 lm	109 lm/W	0 7 4 - 7 6 5 1 1 3 <input checked="" type="checkbox"/> B		

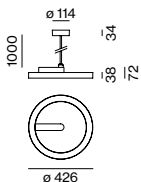


MITA CIRCLE 450 opal suspended



OPAL | DIRECT DALI-2

SYSTEM	COLOUR TEMP.	CRI ≥	LUM. FLUX	EFFICACY	ORDER CODE
24.9 W	3000 K	80	2950 lm	118 lm/W	0 7 4 - 7 6 1 1 5 3 <input checked="" type="checkbox"/> O
		90	2570 lm	103 lm/W	0 7 4 - 7 6 1 1 0 3 <input checked="" type="checkbox"/> O
	4000 K	80	3140 lm	126 lm/W	0 7 4 - 7 6 1 1 6 3 <input checked="" type="checkbox"/> O
		90	2570 lm	103 lm/W	0 7 4 - 7 6 1 1 1 3 <input checked="" type="checkbox"/> O



Order options

COLOUR	
traffic white RAL 9016	7
jet black RAL 9005	8

OPAL | DIRECT / INDIRECT POWER DALI-2

SYSTEM	COLOUR TEMP.	CRI ±	LUM. FLUX	EFFICACY	ORDER CODE
58.0 W	3000 K	80	↓3580/↑3850 lm	128 lm/W	0 7 4 - 7 6 5 1 5 3 <input checked="" type="checkbox"/> O
		90	↓3120/↑3320 lm	111 lm/W	0 7 4 - 7 6 5 1 0 3 <input checked="" type="checkbox"/> O
	4000 K	80	↓3810/↑4380 lm	141 lm/W	0 7 4 - 7 6 5 1 6 3 <input checked="" type="checkbox"/> O
		90	↓3110/↑3580 lm	115 lm/W	0 7 4 - 7 6 5 1 1 3 <input checked="" type="checkbox"/> O

Optical accessories (optional)
BLIND COVER circle 450 ceiling

Ø (mm)	ORDER CODE
339	0 7 4 - 8 9 1 1 6 2 <input checked="" type="checkbox"/> O

Order options

COLOUR	
traffic white RAL 9016	7 <input checked="" type="checkbox"/>
jet black RAL 9005	8 <input checked="" type="checkbox"/>