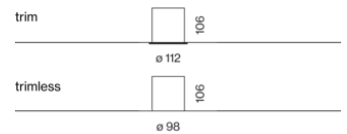


Quickinfo

2700 K, 3000 K, 4000 K, colour warm dimming 2000 - 3000 K, tunable white 1800 - 3000 K, tunable white 2700 - 6500 K
 CRI ≥ 90, CRI ≥ 92, CRI ≥ 95 / 3 SDCM (initial MacAdam), 4 SDCM (initial MacAdam)
 UGR ≤ 19
 bis zu 105 lm/W
 L80 / 50000 h, L85 / 50000 h, L90 / 50000 h
 DALI-2, nicht dimmbar
 front IP20

Types



Farbe



Montage Set



Lichtverteilung



SASSO PRO 100 adjustable offset square

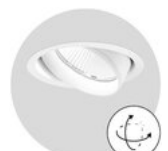
recessed

EN Round recessed spotlight in die-cast aluminium; installation without tools in mounting set with ball catch system; surface powder coated; with trim (square); light inset rotatable and tiltable; offset lighting level; optical attachments available as accessories; high-quality reflector with spherical facet effect design, precise radiation characteristics with different beam angles; installed and exchanged without tools; COB (Chip on Board) technology for maximum efficiency; no multiple shadows; efficient LEDs with very good colour rendering

DE Runder Einbaustrahler aus Aluminiumdruckguss; werkzeuglose Montage im Montageset durch Kugelschnappsystem; Oberfläche pulverbeschichtet; mit umlaufendem Rand (quadratisch); Lichteinsatz dreh- und schwenkbar; zurückversetzte Leuchtenebene; optische Aufsätze sind als Zubehör erhältlich; hochwertiger Reflektor mit sphärischer Facettenoptik, präzise Abstrahlcharakteristik mit verschiedenen Ausstrahlwinkeln; werkzeuglos einsetz- bzw. austauschbar; COB (Chip on Board) Technologie für höchste Effizienz; keine Bildung von Mehrfachschatten; effiziente LEDs mit sehr guter Farbwiedergabe



DiiA® standards
251, 252, 253




360° rotatable,
35° tiltable



Colour Warm
Dimming 2000
- 3000 K



tunable white
1800 - 3000 K
or 2700 - 6500
K



SASSO PRO 100 adjustable



SPOT 17°, CRI ≥ 90

SYSTEM	COLOUR TEMP.	LUM. FLUX	EFFICACY	ORDER CODE
14.7 W	2700 K	1350 lm	92 lm/W	0 4 8 - 2 4 1 0 4 <input checked="" type="checkbox"/> <input checked="" type="checkbox"/> S
	3000 K	1410 lm	96 lm/W	0 4 8 - 2 4 1 0 5 <input checked="" type="checkbox"/> <input checked="" type="checkbox"/> S
	4000 K	1490 lm	101 lm/W	0 4 8 - 2 4 1 0 6 <input checked="" type="checkbox"/> <input checked="" type="checkbox"/> S
27.0 W	2700 K	2170 lm	80 lm/W	0 4 8 - 2 4 1 2 4 <input checked="" type="checkbox"/> <input checked="" type="checkbox"/> S
	3000 K	2270 lm	84 lm/W	0 4 8 - 2 4 1 2 5 <input checked="" type="checkbox"/> <input checked="" type="checkbox"/> S
	4000 K	2400 lm	89 lm/W	0 4 8 - 2 4 1 2 6 <input checked="" type="checkbox"/> <input checked="" type="checkbox"/> S

MEDIUM 24°, CRI ≥ 90

SYSTEM	COLOUR TEMP.	LUM. FLUX	EFFICACY	ORDER CODE
14.7 W	2700 K	1350 lm	92 lm/W	0 4 8 - 2 4 1 0 4 <input checked="" type="checkbox"/> <input checked="" type="checkbox"/> M
	3000 K	1410 lm	96 lm/W	0 4 8 - 2 4 1 0 5 <input checked="" type="checkbox"/> <input checked="" type="checkbox"/> M
	4000 K	1490 lm	101 lm/W	0 4 8 - 2 4 1 0 6 <input checked="" type="checkbox"/> <input checked="" type="checkbox"/> M
27.0 W	2700 K	2170 lm	80 lm/W	0 4 8 - 2 4 1 2 4 <input checked="" type="checkbox"/> <input checked="" type="checkbox"/> M
	3000 K	2270 lm	84 lm/W	0 4 8 - 2 4 1 2 5 <input checked="" type="checkbox"/> <input checked="" type="checkbox"/> M
	4000 K	2400 lm	89 lm/W	0 4 8 - 2 4 1 2 6 <input checked="" type="checkbox"/> <input checked="" type="checkbox"/> M

FLOOD 36°-38°


SYSTEM	COLOUR TEMP.	LUM. FLUX	EFFICACY	ORDER CODE
14.7 W	2700 K, CRI ≥ 90	1360 lm	93 lm/W	0 4 8 - 2 4 1 0 4 <input checked="" type="checkbox"/> <input checked="" type="checkbox"/> F
	3000 K, CRI ≥ 90	1420 lm	97 lm/W	0 4 8 - 2 4 1 0 5 <input checked="" type="checkbox"/> <input checked="" type="checkbox"/> F
	4000 K, CRI ≥ 90	1500 lm	102 lm/W	0 4 8 - 2 4 1 0 6 <input checked="" type="checkbox"/> <input checked="" type="checkbox"/> F
14.9 W	CWD, CRI ≥ 95	853 lm	57 lm/W	0 4 8 - 2 4 1 1 E 3 <input checked="" type="checkbox"/> <input checked="" type="checkbox"/> F
27.0 W	2700 K, CRI ≥ 90	2190 lm	81 lm/W	0 4 8 - 2 4 1 2 4 <input checked="" type="checkbox"/> <input checked="" type="checkbox"/> F
	3000 K, CRI ≥ 90	2280 lm	84 lm/W	0 4 8 - 2 4 1 2 5 <input checked="" type="checkbox"/> <input checked="" type="checkbox"/> F
	4000 K, CRI ≥ 90	2420 lm	90 lm/W	0 4 8 - 2 4 1 2 6 <input checked="" type="checkbox"/> <input checked="" type="checkbox"/> F

WIDE FLOOD 57°, CRI ≥ 90

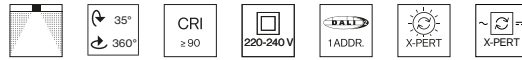
SYSTEM	COLOUR TEMP.	LUM. FLUX	EFFICACY	ORDER CODE
14.7 W	2700 K	1280 lm	87 lm/W	0 4 8 - 2 4 1 0 4 <input checked="" type="checkbox"/> <input checked="" type="checkbox"/> W
	3000 K	1340 lm	91 lm/W	0 4 8 - 2 4 1 0 5 <input checked="" type="checkbox"/> <input checked="" type="checkbox"/> W
	4000 K	1420 lm	97 lm/W	0 4 8 - 2 4 1 0 6 <input checked="" type="checkbox"/> <input checked="" type="checkbox"/> W
27.0 W	2700 K	2070 lm	77 lm/W	0 4 8 - 2 4 1 2 4 <input checked="" type="checkbox"/> <input checked="" type="checkbox"/> W
	3000 K	2160 lm	80 lm/W	0 4 8 - 2 4 1 2 5 <input checked="" type="checkbox"/> <input checked="" type="checkbox"/> W
	4000 K	2280 lm	84 lm/W	0 4 8 - 2 4 1 2 6 <input checked="" type="checkbox"/> <input checked="" type="checkbox"/> W

Order options

CONTROL		COLOUR	
non DIM	1	traffic white RAL 9016	7
DALI-2	3	jet black RAL 9005	8



SASSO PRO 100 adjustable high output




MEDIUM 26°, CRI ≥ 90

SYSTEM	COLOUR TEMP.	LUM. FLUX	EFFICACY	ORDER CODE
27.0 W	3000 K	2790 lm	103 lm/W	0 4 8 - 2 4 1 3 5 <input checked="" type="checkbox"/> M
	4000 K	2820 lm	104 lm/W	0 4 8 - 2 4 1 3 6 <input checked="" type="checkbox"/> M



FLOOD 39°, CRI ≥ 90

SYSTEM	COLOUR TEMP.	LUM. FLUX	EFFICACY	ORDER CODE
27.0 W	3000 K	2810 lm	104 lm/W	0 4 8 - 2 4 1 3 5 <input checked="" type="checkbox"/> F
	4000 K	2840 lm	105 lm/W	0 4 8 - 2 4 1 3 6 <input checked="" type="checkbox"/> F



SASSO PRO 100 adjustable (tunable white)

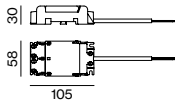


FLOOD 38°, CRI ≥ 92, DALI-2

SYSTEM	COLOUR TEMP.	LUM. FLUX	EFFICACY	ORDER CODE
27.7 W	tunable w., 2700 - 6500 K	2210 lm	80 lm/W	0 4 8 - 2 4 1 2 D 3 <input checked="" type="checkbox"/> F
29.7 W	tunable w., 1800 - 3000 K	1830 lm	62 lm/W	0 4 8 - 2 4 1 2 L 3 <input checked="" type="checkbox"/> F



Electrical mounting accessories (optional)

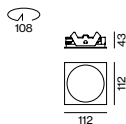


THROUGH WIRING CONNECTION BOX

TYPE	L-W-H (mm)	ORDER CODE
non DIM cable ø 4 - 12 mm	105-58-30	0 0 5 - 2 5 3 1 1 1 0
DALI cable ø 4 - 12 mm	105-58-30	0 0 5 - 2 5 5 1 1 1 0

Linect®-Ready

Mounting accessories (required)

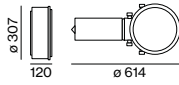


MOUNTING SET with trim for intermediate ceilings, 5-25 mm

L-W-H (mm)	ORDER CODE
112-112-43	0 5 2 - 1 9 5 2 4 1 <input checked="" type="checkbox"/>

Order options

CONTROL		COLOUR	
non DIM	1	traffic white RAL 9016	7
DALI-2	3	jet black RAL 9005	8



Mounting accessories (optional)

PRIMED CONCRETE MOUNTING HOUSING

L·W·H (mm)

240-400-130

ORDER CODE

0 5 2 - 1 9 1 4 4 2 0

order mounting set separately

Optical accessories (optional)

HONEYCOMB LOUVER

Ø-H (mm)

74-11

ORDER CODE

0 4 8 - 2 1 9 1 3 1

LINEAR PRISMATIC LENS

Ø-H (mm)

74-11

ORDER CODE

0 4 8 - 2 1 9 2 3 1



SNOOT

Ø-H (mm)

74-25

ORDER CODE

0 4 8 - 2 1 9 1 1 1



SNOOT WITH HONEYCOMB LOUVER

Ø-H (mm)

74-25

ORDER CODE

0 4 8 - 2 1 9 1 2 1

Order options

CONTROL		COLOUR	
non DIM	1	traffic white RAL 9016	7
DALI-2	3	jet black RAL 9005	8