



MINO 40

surface

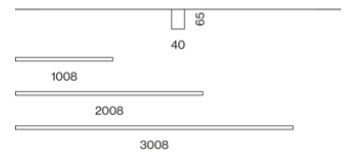
^{EN} Luminaire housing from extruded aluminium profile, angular design; no visible screws; surface powder coated; luminaire profile can be pre-mounted; remaining luminaire components mounted without tools; light inset consisting of highly reflective coated extruded profile for improved thermal management; HPO (High Performance Opal) cover for uniform illumination; micro prismatic PMMA diffuser incl. diffuser film for homogeneous illumination and reduced luminance; energy-efficient LEDs with very good colour rendering

^{DE} Leuchtenkörper aus Aluminiumstrangpressprofil, kantige Ausführung; keine sichtbaren Schrauben; Oberfläche pulverbeschichtet; Leuchtenprofil vorab montierbar; restliche Leuchtenkomponenten werkzeuglos montierbar; Lichteinsatz bestehend aus hochreflektierend lackiertem Strangpressprofil für verbessertes Thermomanagement; HPO (High Performance Opal) Abdeckung für homogene Ausleuchtung; mikrop Prismatische PMMA-Abdeckung inkl. Diffusorfolie zur Reduktion der Leuchtdichte bei homogener Ausleuchtung; energieeffiziente LEDs mit sehr guter Farbwiedergabe

Quickinfo

3000 K, 4000 K
 CRI ≥ 90 / 3 SDCM (initial MacAdam)
 UGR ≤ 16, UGR ≤ 19
 bis zu 3,260 lm/m
 bis zu 142 lm/W
 L90 / 50000 h
 DALI-2
 High Performance Opal, Microprismatic, Reflector
 IP20

Types



Farbe



Reflektor



Lichtverteilung



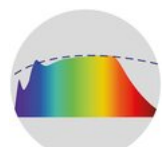
DiiA® standards
 251, 252, 253



system solution



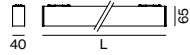
tunable white
 2700 – 6500 K
 (optional)



CRI ≥ 98
 XPECTRUM
 (optional)



MINO 40 surface



OPAL | MID LUMEN CRI ≥ 90, DALI-2

SYSTEM	LENGTH	COLOUR TEMP.	LUM. FLUX	EFFICACY	ORDER CODE
12.1 W	1008 mm	3000 K	1360 lm	112 lm/W	0 4 2 - 1 1 1 2 0 3 <input checked="" type="checkbox"/> H
		4000 K	1470 lm	121 lm/W	0 4 2 - 1 1 1 2 1 3 <input checked="" type="checkbox"/> H
23.4 W	2008 mm	3000 K	2720 lm	116 lm/W	0 4 2 - 1 1 1 4 0 3 <input checked="" type="checkbox"/> H
		4000 K	2940 lm	126 lm/W	0 4 2 - 1 1 1 4 1 3 <input checked="" type="checkbox"/> H
34.0 W	3008 mm	3000 K	4080 lm	120 lm/W	0 4 2 - 1 1 1 6 0 3 <input checked="" type="checkbox"/> H
		4000 K	4410 lm	130 lm/W	0 4 2 - 1 1 1 6 1 3 <input checked="" type="checkbox"/> H

OPAL | HIGH LUMEN CRI ≥ 90, DALI-2

SYSTEM	LENGTH	COLOUR TEMP.	LUM. FLUX	EFFICACY	ORDER CODE
18.5 W	1008 mm	3000 K	2100 lm	114 lm/W	0 4 2 - 1 1 2 2 0 3 <input checked="" type="checkbox"/> H
		4000 K	2260 lm	122 lm/W	0 4 2 - 1 1 2 2 1 3 <input checked="" type="checkbox"/> H
36.0 W	2008 mm	3000 K	4190 lm	116 lm/W	0 4 2 - 1 1 2 4 0 3 <input checked="" type="checkbox"/> H
		4000 K	4530 lm	126 lm/W	0 4 2 - 1 1 2 4 1 3 <input checked="" type="checkbox"/> H
54.0 W	3008 mm	3000 K	6290 lm	116 lm/W	0 4 2 - 1 1 2 6 0 3 <input checked="" type="checkbox"/> H
		4000 K	6790 lm	126 lm/W	0 4 2 - 1 1 2 6 1 3 <input checked="" type="checkbox"/> H

MICROPRISMATIC | MID LUMEN CRI ≥ 90, DALI-2


SYSTEM	LENGTH	COLOUR TEMP.	LUM. FLUX	EFFICACY	ORDER CODE
12.1 W	1008 mm	3000 K	1200 lm	99 lm/W	0 4 2 - 1 1 1 2 0 3 <input checked="" type="checkbox"/> Z
		4000 K	1300 lm	107 lm/W	0 4 2 - 1 1 1 2 1 3 <input checked="" type="checkbox"/> Z
23.4 W	2008 mm	3000 K	2400 lm	103 lm/W	0 4 2 - 1 1 1 4 0 3 <input checked="" type="checkbox"/> Z
		4000 K	2600 lm	111 lm/W	0 4 2 - 1 1 1 4 1 3 <input checked="" type="checkbox"/> Z
34.0 W	3008 mm	3000 K	3600 lm	106 lm/W	0 4 2 - 1 1 1 6 0 3 <input checked="" type="checkbox"/> Z
		4000 K	3890 lm	114 lm/W	0 4 2 - 1 1 1 6 1 3 <input checked="" type="checkbox"/> Z

MICROPRISMATIC | HIGH LUMEN CRI ≥ 90, DALI-2

SYSTEM	LENGTH	COLOUR TEMP.	LUM. FLUX	EFFICACY	ORDER CODE
18.5 W	1008 mm	3000 K	1850 lm	100 lm/W	0 4 2 - 1 1 2 2 0 3 <input checked="" type="checkbox"/> Z
		4000 K	2000 lm	108 lm/W	0 4 2 - 1 1 2 2 1 3 <input checked="" type="checkbox"/> Z
36.0 W	2008 mm	3000 K	3700 lm	103 lm/W	0 4 2 - 1 1 2 4 0 3 <input checked="" type="checkbox"/> Z
		4000 K	4000 lm	111 lm/W	0 4 2 - 1 1 2 4 1 3 <input checked="" type="checkbox"/> Z
54.0 W	3008 mm	3000 K	5550 lm	103 lm/W	0 4 2 - 1 1 2 6 0 3 <input checked="" type="checkbox"/> Z
		4000 K	6000 lm	111 lm/W	0 4 2 - 1 1 2 6 1 3 <input checked="" type="checkbox"/> Z

Order options

COLOUR	
white aluminium RAL 9006	<input checked="" type="checkbox"/> G
traffic white RAL 9016	<input checked="" type="checkbox"/> W
pure white RAL 9010	<input checked="" type="checkbox"/> 7
jet black RAL 9005	<input checked="" type="checkbox"/> 8



MINO 40 reflector surface



CRI
≥ 90

UGR
≤ 16

cd/m²
≤ 1500

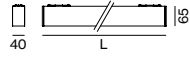
220-240 V

DALI
1ADDR.

X-PERT

X-PERT

REFLECTOR CRI ≥ 90, DALI-2



SYSTEM	LENGTH	COLOUR TEMP.	REFLECTOR	LUM. FLUX	EFFICACY	ORDER CODE
36.0 W	1508 mm	3000 K	chrome	4510 lm	125 lm/W	0 4 2 - 1 1 1 3 0 3 <input checked="" type="checkbox"/> R
			dark chr.	3360 lm	93 lm/W	0 4 2 - 1 1 1 3 0 3 <input checked="" type="checkbox"/> B
		4000 K	chrome	4880 lm	136 lm/W	0 4 2 - 1 1 1 3 1 3 <input checked="" type="checkbox"/> R
			dark chr.	3630 lm	101 lm/W	0 4 2 - 1 1 1 3 1 3 <input checked="" type="checkbox"/> B
47.0 W	2008 mm	3000 K	chrome	6020 lm	128 lm/W	0 4 2 - 1 1 1 4 0 3 <input checked="" type="checkbox"/> R
			dark chr.	4480 lm	95 lm/W	0 4 2 - 1 1 1 4 0 3 <input checked="" type="checkbox"/> B
		4000 K	chrome	6500 lm	138 lm/W	0 4 2 - 1 1 1 4 1 3 <input checked="" type="checkbox"/> R
			dark chr.	4840 lm	103 lm/W	0 4 2 - 1 1 1 4 1 3 <input checked="" type="checkbox"/> B
67.0 W	3008 mm	3000 K	chrome	8810 lm	131 lm/W	0 4 2 - 1 1 1 6 0 3 <input checked="" type="checkbox"/> R
			dark chr.	6560 lm	98 lm/W	0 4 2 - 1 1 1 6 0 3 <input checked="" type="checkbox"/> B
		4000 K	chrome	9510 lm	142 lm/W	0 4 2 - 1 1 1 6 1 3 <input checked="" type="checkbox"/> R
			dark chr.	7090 lm	106 lm/W	0 4 2 - 1 1 1 6 1 3 <input checked="" type="checkbox"/> B

Order options

COLOUR	
white aluminium RAL 9006	<input checked="" type="checkbox"/> G
traffic white RAL 9016	<input checked="" type="checkbox"/> W
pure white RAL 9010	<input checked="" type="checkbox"/> 7
jet black RAL 9005	<input checked="" type="checkbox"/> 8