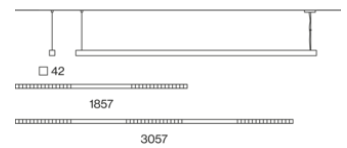


**Quickinfo**

3000 K, 4000 K, tunable white  
 2700 - 6500 K  
 CRI ≥ 80, CRI ≥ 90 / 3 SDCM  
 (initial MacAdam)  
 UGR ≤ 10, UGR ≤ 13, UGR ≤ 16  
 bis zu ↓ 5,530 lm / ↑ 7,850 lm  
 bis zu 7,460 lm/m  
 bis zu 163 lm/W  
 L90 / 50000 h, L90 / 75000 h  
 DALI-2, DALI-2 / DALI-2  
 ESSENTIAL Sensor, DALI-2 D/I  
 getrennt steuerbar  
 Reflector  
 IP20

**Types**



**Farbe**



**Reflektor**



**Lichtverteilung**



DiiA® standards  
 251, 252, 253



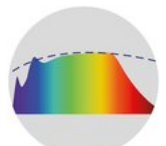
DIN EN 12464-1  
 UGR ≤ 19



system solution



glare-free direct  
 and 170°  
 indirect  
 illumination



CRI ≥ 98  
 XPECTRUM  
 (optional)

**BETO**

suspended

<sup>EN</sup> Luminaire housing from extruded aluminium profile, angular design; extremely slim design (only 42 x 42mm); no visible screws; surface powder coated; pendant fitting with cable suspension; with integrated toolless suspension height adjustment; spring clip attachment to the luminaire; freely positionable; incl. feeder cable; extruded profile for improved thermal management; high gloss reflector with faceted design; direct / indirect light distribution; indirect light component with integrated PC boards and high quality lens system for maximum, homogeneous ceiling illumination, optionally separately controllable; energy-efficient LEDs with very good colour rendering

<sup>DE</sup> Leuchtenkörper aus Aluminiumstrangpressprofil, kantige Ausführung; extrem schlanke Bauform (nur 42 x 42mm); keine sichtbaren Schrauben; Oberfläche pulverbeschichtet; abgependelt mit Seilabhängung; werkzeuglose Höhenverstellung an der Leuchte; Befestigung an der Leuchte mittels Federclips; frei positionierbar; inkl. Einspeiseleitung; Strangpressprofil für verbessertes Thermomanagement; hochglänzender Reflektor mit Facettenoptik; direkt / indirekte Abstrahlcharakteristik; Indirektlichtanteil mit eigenen Platinen und hochwertiger Linsenoptik für maximale, homogene Deckenaufhellung, wahlweise separat steuerbar; energieeffiziente LEDs mit sehr guter Farbwiedergabe

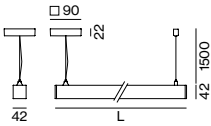


## BETO suspended



### DIRECT / INDIRECT 2700-6500K POWER CRI ≥ 90, DALI-2 D/I separately controllable

SYSTEM	LENGTH	COLOUR TEMP.	LUM. FLUX	EFFICACY	ORDER CODE
51.0 W	1857 mm	↓ 3000 K/ ↑ tunable w.	↓3200/↑3050 lm	123 lm/W	0 7 4 - 6 2 D 6 0 4 <input checked="" type="checkbox"/> <input checked="" type="checkbox"/>
		↓ 4000 K/ ↑ tunable w.	↓3200/↑3050 lm	123 lm/W	0 7 4 - 6 2 D 6 1 4 <input checked="" type="checkbox"/> <input checked="" type="checkbox"/>
88.0 W	3057 mm	↓ 3000 K/ ↑ tunable w.	↓4810/↑6110 lm	124 lm/W	0 7 4 - 6 2 D 9 0 4 <input checked="" type="checkbox"/> <input checked="" type="checkbox"/>
		↓ 4000 K/ ↑ tunable w.	↓4810/↑6110 lm	124 lm/W	0 7 4 - 6 2 D 9 1 4 <input checked="" type="checkbox"/> <input checked="" type="checkbox"/>

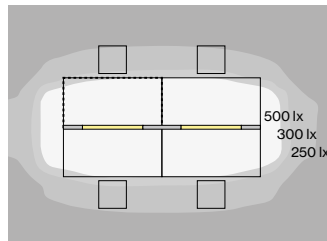


tunable white only INDIRECT

### DIRECT / INDIRECT POWER

SYSTEM	LENGTH	COLOUR TEMP.	CRI ≥	LUM. FLUX	EFFICACY	ORDER CODE
48.0 W	1857 mm	3000 K	80	↓3470/↑3440 lm	144 lm/W	0 7 4 - 6 2 4 6 5 <input checked="" type="checkbox"/> <input checked="" type="checkbox"/>
			90	↓3020/↑2970 lm	125 lm/W	0 7 4 - 6 2 4 6 0 <input checked="" type="checkbox"/> <input checked="" type="checkbox"/>
		4000 K	80	↓3690/↑3930 lm	159 lm/W	0 7 4 - 6 2 4 6 6 <input checked="" type="checkbox"/> <input checked="" type="checkbox"/>
			90	↓3020/↑3210 lm	130 lm/W	0 7 4 - 6 2 4 6 1 <input checked="" type="checkbox"/> <input checked="" type="checkbox"/>
51.0 W	1857 mm	tunable w.	90	↓3320/↑2890 lm	122 lm/W	0 7 4 - 6 2 4 6 D <input checked="" type="checkbox"/> <input checked="" type="checkbox"/>
82.0 W	3057 mm	3000 K	80	↓5200/↑6890 lm	147 lm/W	0 7 4 - 6 2 4 9 5 <input checked="" type="checkbox"/> <input checked="" type="checkbox"/>
			90	↓4530/↑5940 lm	128 lm/W	0 7 4 - 6 2 4 9 0 <input checked="" type="checkbox"/> <input checked="" type="checkbox"/>
		4000 K	80	↓5530/↑7850 lm	163 lm/W	0 7 4 - 6 2 4 9 6 <input checked="" type="checkbox"/> <input checked="" type="checkbox"/>
			90	↓4530/↑6410 lm	133 lm/W	0 7 4 - 6 2 4 9 1 <input checked="" type="checkbox"/> <input checked="" type="checkbox"/>
87.0 W	3057 mm	tunable w.	90	↓4980/↑5770 lm	124 lm/W	0 7 4 - 6 2 4 9 D <input checked="" type="checkbox"/> <input checked="" type="checkbox"/>

## Planning Information



**BETO** suspended, 86 W, 4000 K  
direct / indirect power

### ROOM VALUES


Room dimensions	5.4 × 4 × 2.8 m
Reflection factor	0.7   0.5   0.2
Maintenance factor	0.8
Mounting height	2.25 m

### CALCULATION SURFACE .....

Surface dimensions	1.6 × 0.8
Surface height	0.75
Average illuminance (E <sub>m</sub> )	> 500 lx
Uniformity (U <sub>0</sub> )	> 0.6

### GLARE EVALUATION

Table Classification	X=4H   Y=8H   S=0.25H
UGR transversal	≤ 19
UGR axial	≤ 19
	65° < 1500 cd/m²



### Order options

CONTROL		CONTROL		COLOUR		REFLECTOR	
DALI-2	3	DALI-2	3	pure white RAL 9010	7	dark chrome	B
DALI-2 / DALI-2 ESSENTIAL sensor	7	DALI-2 D/I separately controllable	4	jet black RAL 9005	8	chrome	R
		DALI-2 / DALI-2 ESSENTIAL sensor	7				


# F+P Architekten, Vienna

Österreich

**Architekt**  
F+P Architekten

**Lighting Design**  
Ing. Gerald Pummer,  
Illuminazione


**Fotograf**  
Kurt Kuball




## Verwendete Produkte



**BETO ceiling /  
suspended system**



**SASSO 100 square  
ceiling**





# Granitlab Coworking

Österreich

## Architekt

GHT-Plan GmbH

## Lighting Design

GHT-Plan GmbH, AREA  
C.I. Design GmbH

## Fotograf

Kurt Kuball



## Verwendete Produkte




**UNICO Q1 / Q4  
ceiling**



**BETO suspended**



**UNICO Q1 / Q4 basic  
ceiling**



**INO square  
suspended**

