

SPIO 60

recessed


EN Round recessed spotlight in die-cast aluminium; installation without tools in mounting set with ball catch system or with magnetic attachment; for trimless installation in plasterboard ceilings; paintable cover; shadow joint between cover and mounting set optionally fillable; or with trim; choice of adjustable or fixed symmetric radiation characteristic; high quality lens system; uncluttered ceiling look through recessed lighting level; reduced light-emitting surface (only \varnothing 13 mm); no multiple shadows; efficient LEDs with very good colour rendering

DE Runder Einbaustrahler aus Aluminiumdruckguss; werkzeuglose Montage im Montageset durch Kugelschnappsystem oder mittels Magnetbefestigung; für randlosen Einbau in Gipskartondecken; überstreichbare Abdeckplatte; Schattenfuge zwischen Abdeckplatte und Montageset optional verspachtelbar; oder mit umlaufendem Rand; wahlweise einstellbar oder starr symmetrische Abstrahlcharakteristik; hochwertige Linsenoptik; ruhiges Deckenbild durch zurückversetzte Leuchtenebene; reduzierte Lichtaustrittsfläche (nur \varnothing 13 mm); keine Mehrfachschatten; effiziente LEDs mit sehr guter Farbwiedergabe

Quickinfo

2700 K, 3000 K
 CRI \geq 90 / 3 SDCM (initial MacAdam)
 UGR \leq 10
 bis zu 63 lm/W
 L85 / 50000 h, L95 / 50000 h
 DALI-2, nicht dimmbar
 front IP20

Types



Farbe



Montage Set




Lichtverteilung



13 mm light output area



for trimless installation



LFO lens technology



paintable cover

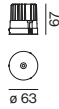


SPIO 60 downlight




FLOOD 33°, traffic white, CRI ≥ 90

| FIXTURE | COLOUR TEMP. | LUM. FLUX | EFFICACY | ORDER CODE |
|------------------------|--------------|-----------|----------|-------------------------|
| 11.9 W, 12 Vf, 1050 mA | 2700 K | 641 lm | 54 lm/W | 0 4 8 - 1 5 1 0 4 1 7 F |
| | 3000 K | 657 lm | 55 lm/W | 0 4 8 - 1 5 1 0 5 1 7 F |



WIDE FLOOD 46°, traffic white, CRI ≥ 90

| FIXTURE | COLOUR TEMP. | LUM. FLUX | EFFICACY | ORDER CODE |
|------------------------|--------------|-----------|----------|-------------------------|
| 11.9 W, 12 Vf, 1050 mA | 2700 K | 728 lm | 61 lm/W | 0 4 8 - 1 5 1 0 4 1 7 W |
| | 3000 K | 746 lm | 63 lm/W | 0 4 8 - 1 5 1 0 5 1 7 W |



SPIO 60 adjustable



FLOOD 33°, traffic white, CRI ≥ 90

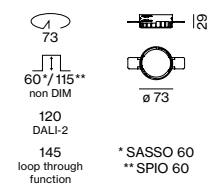
| FIXTURE | COLOUR TEMP. | LUM. FLUX | EFFICACY | ORDER CODE |
|------------------------|--------------|-----------|----------|-------------------------|
| 11.9 W, 12 Vf, 1050 mA | 2700 K | 611 lm | 52 lm/W | 0 4 8 - 1 5 2 0 4 1 7 F |
| | 3000 K | 626 lm | 53 lm/W | 0 4 8 - 1 5 2 0 5 1 7 F |



WIDE FLOOD 46°, traffic white, CRI ≥ 90

| FIXTURE | COLOUR TEMP. | LUM. FLUX | EFFICACY | ORDER CODE |
|------------------------|--------------|-----------|----------|-------------------------|
| 11.9 W, 12 Vf, 1050 mA | 2700 K | 694 lm | 58 lm/W | 0 4 8 - 1 5 2 0 4 1 7 W |
| | 3000 K | 711 lm | 60 lm/W | 0 4 8 - 1 5 2 0 5 1 7 W |

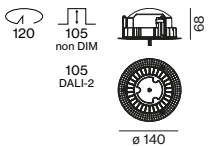
Mounting accessories (required)



MOUNTING SET trimless for plasterboard ceilings

| COLOUR | PLASTERBOARD CEILING THICKNESS | Ø-H (mm) | ORDER CODE |
|---------------|--------------------------------|----------|-----------------------|
| traffic white | 12.5/15/25 mm | 73-29 | 0 4 8 - 2 6 9 6 1 1 7 |

for SASSO 60 round | SPIO 60 downlight



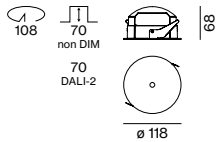
MOUNTING SET trimless adjustable for plasterboard ceilings

| COLOUR | PLASTERBOARD CEILING THICKNESS | Ø-H (mm) | ORDER CODE |
|-----------|--------------------------------|----------|-----------------------|
| jet black | 12.5/15/25 mm | 129-68 | 0 4 8 - 1 5 9 8 1 0 7 |

for SPIO 60 adjustable

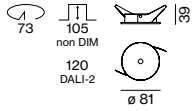
Order options

| COLOUR | |
|---------------|----------|
| traffic white | RAL 9016 |
| jet black | RAL 9005 |

**MOUNTING SET with trim adjustable** for intermediate ceilings, 2-25 mm

| COLOUR | Ø-H (mm) | ORDER CODE |
|---------------|----------|-----------------------|
| traffic white | 118-68 | 0 4 8 - 1 5 9 7 1 0 7 |
| jet black | 118-68 | 0 4 8 - 1 5 9 7 1 0 8 |

for SPIO 60 adjustable

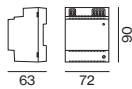
**MOUNTING SET with trim downlight** for intermediate ceilings, 2-25 mm

| COLOUR | Ø-H (mm) | ORDER CODE |
|---------------|----------|-----------------------|
| traffic white | 81-39 | 0 4 8 - 1 5 9 7 2 0 7 |
| jet black | 81-39 | 0 4 8 - 1 5 9 7 2 0 8 |

for SPIO 60 downlight

Electrical accessories (required)**POWER SUPPLY 1050 mA, PC2**

| TYPE | INPUT VOLTAGE | EFFICIENCY | L-W-H (mm) | ORDER CODE |
|----------------|---------------|------------|------------|-------------------|
| 44 W DALI-2 | 176-264 V AC | η 89 % | 143-43-30 | 0 0 2 - 9 0 7 8 8 |
| 40 W non DIM | 198-264 V AC | η 90 % | 147-44-22 | 0 0 2 - 9 0 7 9 4 |

Electrical accessories (optional)**DIN RAIL POWER SUPPLY BASIC 48 V**

| TYPE | INPUT VOLTAGE | EFFICIENCY | L-W-H (mm) | ORDER CODE |
|-------------|---------------|------------|------------|-----------------------|
| 160 W PC2 | 220-240 V AC | η 94 % | 72-90-63 | 0 0 5 - 6 5 2 0 2 1 0 |

Lifetime >100.000h @ 120W, 45°C ambient temp., cascable max. 3 devices

DIN RAIL LED DRIVER

| TYPE | L-W-H (mm) | ORDER CODE |
|--------------------------|------------|-----------------------|
| DALI-2 DT6 1-2 addresses | 36-88-59 | 0 0 5 - 6 1 2 1 0 3 0 |

200 - 1050mA settable const. current | 2×42W | 48V DC | U OUT 10-40V

Order options

| COLOUR | |
|---------------|----------|
| traffic white | RAL 9016 |
| jet black | RAL 9005 |

Calvin Klein, Paris

Frankreich

Architekt
Hyphen

Lighting Design
Mindseye Lighting

Fotograf
Miguel Jiménez



Verwendete Produkte



CAVO recessed



SPIO 60 recessed



BO 55 / 70 track

