



## MITA circle 200

recessed

**EN** Ring shaped luminaire housing in die-cast aluminium; extremely slim design; recessed luminaire with trim; suitable for ceiling thickness of 2-25mm; surface powder coated; high gloss reflector with faceted design; HPO (High Performance Opal) cover for uniform illumination; energy-efficient LEDs with very good colour rendering

**DE** Ringförmiger Leuchtenkörper aus Aluminiumdruckguss; extrem schlanke Bauform; Einbauleuchte mit umlaufendem Rand; geeignet für Deckenstärken von 2-25mm; Oberfläche pulverbeschichtet; hochglänzender Reflektor mit Facettenoptik; HPO (High Performance Opal) Abdeckung für homogene Ausleuchtung; energieeffiziente LEDs mit sehr guter Farbwiedergabe

### Quickinfo

3000 K, 4000 K, tunable white  
2700 K - 6500 K  
CRI  $\geq$  80, CRI  $\geq$  90 / 3 SDCM  
UGR  $\leq$  19  
bis zu 139 lm/W  
L90 / 50000 h  
DALI-2  
Opal, Reflector  
IP20

### Farbe



### Reflektor



### Lichtverteilung



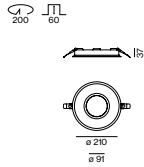

suitable for  
plasterboard or  
grid ceilings



DIN EN 12464-1  
UGR  $\leq$  19



tunable white  
2700 - 6500 K

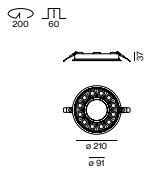


### MITA circle 200 opal trim

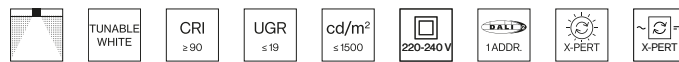


#### OPAL DALI-2

SYSTEM	COLOUR TEMP.	CRI ≥	LUM. FLUX	SYSTEM	ORDER CODE
17.2 W	3000 K	90	1550 lm	90 lm/W	0 7 4 - 8 1 2 3 0 3 <input checked="" type="checkbox"/> O
	4000 K	90	1670 lm	97 lm/W	0 7 4 - 8 1 2 3 1 3 <input checked="" type="checkbox"/> O
17.5 W	3000 K	80	1760 lm	101 lm/W	0 7 4 - 8 1 2 3 5 3 <input checked="" type="checkbox"/> O
	4000 K	80	1830 lm	105 lm/W	0 7 4 - 8 1 2 3 6 3 <input checked="" type="checkbox"/> O
21.6 W	tunable w.	90	1820 lm	84 lm/W	0 7 4 - 8 1 2 3 D 3 <input checked="" type="checkbox"/> O



### MITA circle 200 reflector trim



#### REFLECTOR DALI-2

SYSTEM	COLOUR TEMP.	REFLECTOR	CRI ≥	LUM. FLUX	SYSTEM	ORDER CODE
13.2 W	3000 K	chrome	90	1580 lm	120 lm/W	0 7 4 - 8 1 2 3 0 3 <input checked="" type="checkbox"/> R
		dark chr.	90	1130 lm	86 lm/W	0 7 4 - 8 1 2 3 0 3 <input checked="" type="checkbox"/> B
	4000 K	chrome	90	1700 lm	129 lm/W	0 7 4 - 8 1 2 3 1 3 <input checked="" type="checkbox"/> R
		dark chr.	90	1220 lm	92 lm/W	0 7 4 - 8 1 2 3 1 3 <input checked="" type="checkbox"/> B
13.5 W	3000 K	chrome	80	1800 lm	133 lm/W	0 7 4 - 8 1 2 3 5 3 <input checked="" type="checkbox"/> R
		dark chr.	80	1290 lm	96 lm/W	0 7 4 - 8 1 2 3 5 3 <input checked="" type="checkbox"/> B
	4000 K	chrome	80	1870 lm	139 lm/W	0 7 4 - 8 1 2 3 6 3 <input checked="" type="checkbox"/> R
		dark chr.	80	1340 lm	99 lm/W	0 7 4 - 8 1 2 3 6 3 <input checked="" type="checkbox"/> B
15.6 W	tunable w.	chrome	90	1750 lm	112 lm/W	0 7 4 - 8 1 2 3 D 3 <input checked="" type="checkbox"/> R
		dark chr.	90	1250 lm	80 lm/W	0 7 4 - 8 1 2 3 D 3 <input checked="" type="checkbox"/> B

#### Order options

COLOUR	
traffic white RAL 9016	<input checked="" type="checkbox"/> 7
jet black RAL 9005	<input checked="" type="checkbox"/> 8