



CORNER system

surface

EN Luminaire body in extruded aluminium profile, angular design with double-sided light beam; no visible screws; designed for continuous lighting systems; surface powder coated; luminaire profile for mounting available in advance; remaining luminaire components mounted without tools; light inset consisting of highly reflective coated extruded profile for improved thermal management; option: lighting module is versatile in length; HPO (High Performance Opal) cover for uniform illumination; energy-efficient LEDs with very good colour rendering

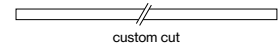
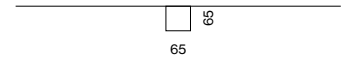
DE Leuchtenkörper aus Aluminiumstrangpressprofil, kantige Ausführung mit zweiseitiger Lichtabstrahlung; keine sichtbaren Schrauben; ausgelegt für durchgehende Lichtsysteme; Oberfläche pulverbeschichtet; Leuchtenprofil für Montage vorab lieferbar; restliche Leuchtenkomponenten werkzeuglos montierbar; Lichteinsatz bestehend aus hochreflektierend lackiertem Strangpressprofil für verbessertes Thermomanagement; optional flexibel ablängbarer Lichteinsatz; HPO (High Performance Opal) Abdeckung für homogene Ausleuchtung; energieeffiziente LEDs mit sehr guter Farbwiedergabe

Quickinfo

3000 K, 4000 K, TW
 CRI ≥ 80, 3 SDCM
 up to 4420 lm/m
 up to 139 lm/W
 L90 @ 50 000 h
 non DIM, DALI-2
 opal cover

Type


surface



Colours



Light distribution



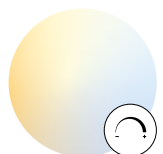
wall / ceiling illumination



flex inset
73 mm steps



quick installation



tunable white
2700–5000 K

Order options

LED TYPE	
mid lumen	5
high lumen	6

COLOUR TEMPERATURE	
3000K	5
4000K	6
tunable white 2700–6500K*	
*DALI-2 DT8	

CONTROL	
non DIM	1
DALI-2 (only high lumen)	3

MATERIAL COLOUR	
○ pure white RAL 9010	7
● white aluminium RAL 9006	G
● jet black RAL 9005	8

CORNER 65 surface



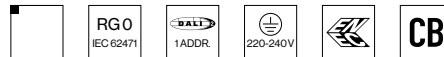
INSTALLATION CHANNEL

TYPE	L (mm)	ORDER CODE
channel	1172	040-0124
channel	1472	040-0154
channel	3000	040-0304
channel	custom	E85560



COVER OPAL

TYPE	L (mm)	ORDER CODE
cover	1171	006-14125
cover	1470	006-14155
cover	2997	006-14305
cover	custom	E85510



LIGHT INSET 60



SYSTEM POWER (MID/HIGH LUMEN)	L (mm)	ORDER CODE
13.8/20.2W	571	040-9112
20.7/30W	871	040-9113
27.6/40W	1171	040-9114
35/52W	1463	040-9115
55/71W	2341	040-9118
flexible inset 27.6/40W	660-1171	040-911F

flexible inset can be cut every 73mm to make total lengths from 660 up to 1171mm

COVER	COLOUR TEMP.	SYSTEM POWER	DELIVERED LUMENS	EFFICACY
mid lumen/opal	3000K	24W/m	3070lm/m	128lm/W
high performance	4000K		3254lm/m	139lm/W
high lumen/opal	3000K	34W/m	4170lm/m	123lm/W
high performance	4000K		4420lm/m	130lm/W

LIGHT INSET 60 tunable white 2700–6500K

SYSTEM POWER	L (mm)	ORDER CODE
20.7W	871	040-9133D37
27.6W	1171	040-9134D37
35W	1463	040-9135D37
55W	2341	040-9138D37

Accessories



END CAPS

TYPE	ORDER CODE
end caps (pair)	040-0003



LINEAR CONNECTOR

TYPE	ORDER CODE
linear connector (1 piece)	040-00015
linear connector (10 pieces)	040-00015.10
opal cover linear connector	006-14005



THROUGH WIRE

TYPE	ORDER CODE
3 × 1.5 mm ² (non DIM, 10 pieces)	004-90003
5 × 1.5 mm ² (DALI-2, 10 pieces)	004-90005