



## BASO 60 IP54 system

recessed with trim

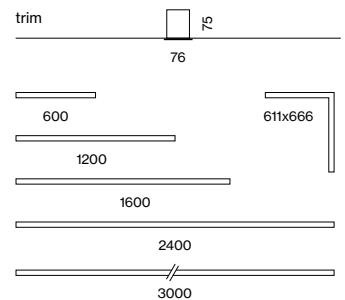
**EN** Luminaire housing made of extruded aluminium; recessed luminaire with trim; suitable for ceiling thickness of 8-20 mm; surface powder coated; suitable for wall or ceiling mounting; luminaire profile (end caps come pre-assembled) can be pre-mounted; remaining luminaire components mounted without tools; closed light insert made of PMMA, consisting of converter unit and circuit board unit; light inset with screwed-on, thus maintenance-friendly, transparent end cap in PMMA; HPO (High Performance Opal) cover for uniform illumination; energy-efficient LEDs with very good colour rendering; IP 67 socket connector system for easy and sealed electrical connection

**DE** Leuchtenkörper aus Aluminiumstrangpressprofil; Einbauleuchte mit umlaufendem Rand; geeignet für Deckenstärken von 8-20 mm; Oberfläche pulverbeschichtet; geeignet für Wand- oder Deckenmontage; Leuchtenprofil (Enddeckel werkseitig vormontiert) vorab montierbar; restliche Leuchtenkomponenten werkzeuglos montierbar; geschlossener Lichteinsatz aus PMMA, bestehend aus Konvertereinheit und Platineinheit; Lichteinsatz mit verschraubtem, dadurch wartungsfreundlichen, transparenten PMMA Enddeckel; HPO (High Performance Opal) Abdeckung für homogene Ausleuchtung; energieeffiziente LEDs mit sehr guter Farbwiedergabe; IP 67-Buchsen-Stecker-system für dichten elektrischen Anschluss

### Quickinfo

3000 K, 4000 K  
 CRI ≥ 80, 3 SDCM  
 up to 2340 lm/m  
 up to 125 lm/W  
 L90 @ 50 000 h  
 DALI-2  
 opal, IP 54

### Types




### Colours



### Light distribution




quick  
installation



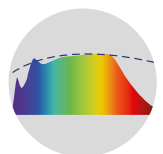
concrete install.  
housing (p.946)



single luminaire  
(p.558)



dust & splash water  
protection (IP54)



CRI ≥ 98  
XPECTRUM

## Order options

<b>COLOUR TEMPERATURE</b>	☼☼
3000K	5
4000K	6

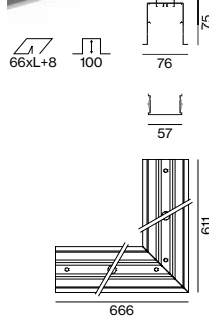

<b>CONTROL</b>	
DALI-2	

<b>MATERIAL COLOUR</b>	☑
○ traffic white RAL 9016	7
● umbra grey RAL 7022	D

<b>LIGHT OPTIC COVER</b>	
opal high performance	

## Options on request

<b>COLOUR RENDERING INDEX</b>	
CRI ≥ 90	



## BASO 60 IP54 trim

### INSTALLATION CHANNEL / CORNER 90° / BLIND COVER

TYPE	L (mm)	ORDER CODE
channel	600	845-340201 ☑
channel	1200	845-340401 ☑
channel	1600	845-340501 ☑
channel	2400	845-340801 ☑
channel	3000	845-340901 ☑
corner connector 90°	611x666	845-341121 ☑
blind cover	600	006-330601 ☑ B
blind cover	1200	006-331201 ☑ B
blind cover	1600	006-331601 ☑ B
blind cover	2400	006-332401 ☑ B
blind cover	3000	006-333001 ☑ B

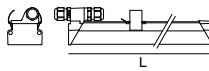
order installation channel, light inset + mounting accessories separately

### LIGHT INSET 60 IP54



SYSTEM POWER	L (mm)	ORDER CODE
11.2W start/run	599	845-4042 ☼☼ 30H
22.4W start/run	1198	845-4044 ☼☼ 30H
29.9W start/run	1597	845-4045 ☼☼ 30H
45W start/run	2396	845-4048 ☼☼ 30H
11.2W end	599	845-4052 ☼☼ 30H
22.4W end	1198	845-4054 ☼☼ 30H
29.9W end	1597	845-4055 ☼☼ 30H
45W end	2396	845-4058 ☼☼ 30H

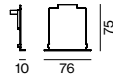
COVER	COLOUR TEMP.	SYSTEM POWER	DELIVERED LUMENS	EFFICACY
opal high performance	3000K	18.8W/m	2210lm/m	118lm/W
	4000K	18.8W/m	2340lm/m	124lm/W



## Accessories

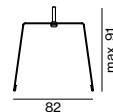
### END CAPS

TYPE	ORDER CODE
end caps (pair)	845-341001 ☑



### MOUNTING BRACKET

TYPE	ORDER CODE
mounting bracket (1 piece)	045-3412010
mounting bracket (10 pieces)	045-3412010.10



### LINEAR CONNECTOR

TYPE	ORDER CODE
linear connector (1 piece)	045-4011110
linear connector (10 pieces)	045-4011110.10

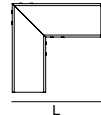
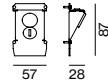
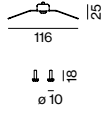


### FEEDER CABLE / EXTENSION CABLE / CONNECTOR

TYPE	L (mm)	ORDER CODE
feeder cable 2×1.5+2×0.75 mm <sup>2</sup>	2000	845-4013240
feeder cable 2×1.5+2×0.75 mm <sup>2</sup>	4000	845-4013440
extension cable 2×1.5+2×0.75 mm <sup>2</sup>	1200	845-4014140
mini connector 4-pole	-	845-4013040

**Order options**

NUMBER OF PIECES	
2 pieces	2
3 pieces	3





**FRAME 40/MINO 40**

**HOUSING FOR CONCRETE INSTALLATION**

TYPE	L (mm)	ORDER CODE
FRAME 40 trim	3010	005-41356
MINO 40	3010	005-41356

**MOUNTING SET**

TYPE	ORDER CODE
FRAME 40 trim	035-0602 
MINO 40	034-0602 

up to 900mm: 2 pieces / up to 1500mm: 3 pieces / up to 3000mm: 2 x 2 pieces

**END CAPS**


TYPE	ORDER CODE
end caps (pair)	005-41236

**LINEAR CONNECTOR**

TYPE	ORDER CODE
linear connector (1 piece)	005-41166
linear connector (10 pieces)	005-41166.10

**CORNER CONNECTOR 90°**

TYPE	L (mm)	ORDER CODE
FRAME 40 trim	140	035-06016
MINO 40	140	035-06016



**Note**  
only for installation in concrete ceilings  
no use for wall installation (only on request)

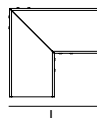
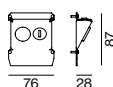
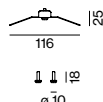
**CONCRETE** installation housing

**EN** Concrete casting made of aluminium profile, designed for continuous lighting systems

**FR** Boîtier encast. béton en profil d'aluminium, conçu pour systèmes d'éclairage continu

## Order options

NUMBER OF PIECES	
2 pieces	2
3 pieces	3



## FRAME 60/MINIMAL 60/MINO 60/BASO 60

## HOUSING FOR CONCRETE INSTALLATION

TYPE	L (mm)	ORDER CODE
FRAME 60 trim	3000	005-41346
BASO 60 IP54 trim	3000	005-41346
MINIMAL 60 trimless	3000	005-41346
MINO 60 ceiling	3000	005-41446
BASO 60 IP54 surface	3000	005-41446

## MOUNTING SET

TYPE	ORDER CODE
FRAME 60 trim	035-0600
BASO 60 IP54 trim	035-0600
MINIMAL 60 trimless	036-0400
MINO 60 ceiling	034-0400
BASO 60 IP54 surface	034-0400

up to 900mm: 2 pieces/up to 1500mm: 3 pieces/up to 3000mm: 2x2 pieces

## END CAPS

TYPE	ORDER CODE
end caps (pair)	005-41246

## LINEAR CONNECTOR

TYPE	ORDER CODE
linear connector (1 piece)	005-41166
linear connector (10 pieces)	005-41166.10

## CORNER CONNECTOR 90°

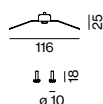
TYPE	L (mm)	ORDER CODE
FRAME 60 trim	142	035-04016
BASO 60 IP54 trim	142	035-04016
MINIMAL 60 trimless	146	036-04016
MINO 60 ceiling	157	034-04016
BASO 60 IP54 surface	157	034-04016

## FRAME 100/MINIMAL 100/MINO 100

## HOUSING FOR CONCRETE INSTALLATION



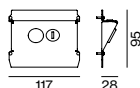
TYPE	L (mm)	ORDER CODE
FRAME 100 trim	3000	005-41366
MINIMAL 100 trimless	3000	005-41366
MINO 100 ceiling	3000	005-41466



## MOUNTING SET

TYPE	ORDER CODE
FRAME 100 trim	035-0600
MINIMAL 100 trimless	036-0500
MINO 100 ceiling	034-0400

up to 900mm: 2 pieces/up to 1500mm: 3 pieces/up to 3000mm: 2x2 pieces



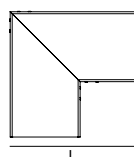
## END CAPS

TYPE	ORDER CODE
end caps (pair)	005-41266



## LINEAR CONNECTOR

TYPE	ORDER CODE
linear connector (1 piece)	005-41166
linear connector (10 pieces)	005-41166.10



## CORNER CONNECTOR 90°

TYPE	L (mm)	ORDER CODE
FRAME 100 trim	202	035-05016
MINIMAL 100 trimless	207	036-05016
MINO 100 ceiling	207	034-05016