



SASSO 60/100 round

ceiling

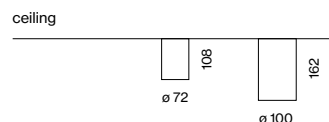
EN Cylindrical ceiling mounted spotlight made of aluminium, available in 2 sizes; light inset lacquered; housing powder coated; luminaire housing can be attached to mounting plate without tools by interlock; adj. sym. or asym. radiation characteristic; variants with sym. radiation characteristic: precise due to high quality lens system; variants with asym. radiation characteristic: high-quality reflector with micro-faceted, aluminum-vaporised surface; COB (Chip on Board) technology for maximum efficiency (ADJUSTABLE); no multiple shadows; efficient LEDs with very good colour rendering; converter integrated into spotlight head

DE Zylindrischer Deckenanbaustrahler aus Aluminium in 2 Größen; Lichteinsatz lackiert; Gehäuse pulverbeschichtet; Leuchtenkörper mittels Verriegelung werkzeuglos auf Montageplatte aufsetzbar; einstellbar sym. oder asym. Abstrahlcharakteristik; sym. strahlende Varianten: präzise durch hochwertige Linsenoptik; asym. strahlende Varianten: hochwertiger Reflektor mit mikrofacettierter, aluminiumbedampfter Oberfläche; COB (Chip on Board) Technologie für höchste Effizienz (ADJUSTABLE); keine Mehrfachschatten; effiziente LEDs mit sehr guter Farbwiedergabe; Konverter im Strahlerkopf integriert

Quickinfo

2700 K, 3000 K, 3500 K, 4000 K
CRI ≥ 90, 2 SDCM
SASSO 60 up to 108 lm/W
SASSO 100 up to 100 lm/W
L80 @ 50 000 h
non DIM, DALI-2

Types



Housing colours



Inset colours



Light distributions


SASSO 60



SASSO 100



wallwasher and
ww floor inset



glare control
(UGR ≤ 16)



easy mounting;
no visible screws



CWD
1800–3000 K



CRI ≥ 95
2 SDCM

Order options

COLOUR TEMPERATURE

SASSO 60

2700K	9
3000K	0
3500K	2
4000K	1

COLOUR TEMPERATURE

SASSO 100

2700K	4
3000K	5
4000K	6

CONTROL

non DIM	1
DALI-2	3

HOUSING COLOUR

○ traffic white RAL 9016	7
● jet black RAL 9005	1

INSET COLOUR

○ traffic white RAL 9016 (UGR≤22)	7
● matt silver (UGR≤19)	4
● jet black RAL 9005 (UGR≤16)	1
● gold dust RAL 260-M (UGR≤19)	9

BEAM ANGLE SASSO 60

spot 11°	S
medium 21°	M
flood 42°	F
wide flood 54°	W

BEAM ANGLE SASSO 100

spot 19°	S
medium 34°	M
flood 45°	F
wide flood 65°	W

Options on request

COLOUR RENDERING INDEX

CRI≥95, 2 SDCM

COLOUR TEMPERATURE

CWD 1800–3000K

not for WW & WWF version

BEAM ANGLE SASSO 100

super wide flood 70°

LUMINOUS FLUX value calculated for
CRI≥90, colour white, reflector flood



SASSO 60 round ceiling



ADJUSTABLE

SYSTEM POWER	COLOUR TEMP.	LUMINOUS FLUX	ORDER CODE
10.2W	2700K	831lm	0 4 8 - 3 1 1 0 :: ◆ ◆ ■ ▲
	3000K	862lm	
	3500K	880lm	
	4000K	899lm	

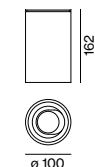


WALLWASHER

SYSTEM POWER	COLOUR TEMP.	LUMINOUS FLUX	ORDER CODE
9.5W	2700K	577lm	0 4 8 - 3 7 1 0 :: ◆ ◆ ■ ▲
	3000K	626lm	
	3500K	626lm	
	4000K	650lm	

WALLWASHER/FLOOR

SYSTEM POWER	COLOUR TEMP.	LUMINOUS FLUX	ORDER CODE
8.2W	2700K	819lm	0 4 8 - 3 7 1 0 :: ◆ ◆ ■ ▲ W
	3000K	853lm	
	3500K	853lm	
	4000K	887lm	



SASSO 100 round ceiling



ADJUSTABLE

SYSTEM POWER	COLOUR TEMP.	LUMINOUS FLUX	ORDER CODE
20.2W	2700K	1650lm	0 4 8 - 3 4 1 0 :: ◆ ◆ ■ ▲
	3000K	1790lm	
	4000K	1930lm	