

VITA system

wall

EN Luminaire housing, mounting channel and front cover from extruded aluminium profile, angular version; extremely slim luminaire housing (only 25 mm), optionally for direct, indirect or direct/indirect radiation characteristic; no visible screws; for lighting systems; surface anodised; optional luminaire housing incl. medical standard device rail; suitable for wall mounting; lighting module with specially computed, asymmetrical high gloss reflector, linear prismatic cover incl. foil with different light distributions for direct or indirect light component for optimised light control and homogeneous illumination; lighting module in aluminium, powder coated, incl. converter, installation without tools; energy-efficient LEDs with very good colour rendering

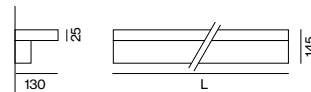
FR Corps de luminaire, canal de montage et cache avant en profil extrudé en aluminium, version à bords en arête ; corps de luminaire ultra-fin (25 mm seulement), au choix pour rayonnement direct, indirect ou direct/indirect ; aucune vis visible ; pour les systèmes d'éclairage ; surface anodisé ; en option, corps de luminaire avec rail pour appareillage médical normé inclus ; convient à un montage mural ; insert d'éclairage avec réflecteur haute brillance asymétrique spécialement calculé, diffuseur prismatique linéaire, film inclus avec distribution variable de la lumière pour la part de lumière directe ou indirecte pour un guidage optimal de la lumière et un éclairage harmonieux ; module d'éclairage en aluminium thermolaqué, incl. convertisseur, installation sans outil ; LED économes en énergie à restitution de couleur élevée

Quickinfo

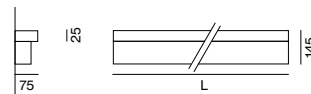
3000 K, 4000 K
 CRI ≥ 90, CRI ≥ 98 XPECTRUM
 up to 7530 lm/m
 L90 @ 50 000 h
 DALI-2
 reflector

Types

direct | direct/indirect



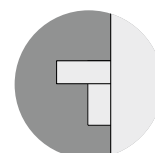
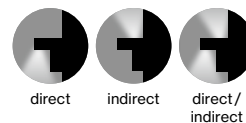
indirect



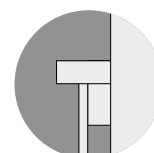
Colours



Light distributions



surface
mounting



recessed
mounting



quick
installation



standard rails
MedGas

Order options

COLOUR TEMPERATURE	
3000 K (CRI ≥ 90)	0
4000 K (CRI ≥ 90)	1
3000 K (CRI ≥ 98 XPECTRUM)	Y
4000 K (CRI ≥ 98 XPECTRUM)	Z

CONTROL

DALI-2

MATERIAL COLOUR

● anodised aluminium

MATERIAL COLOUR INSET

○ pure white RAL 9010

LIGHT OPTIC

asymmetric
(reflector/linear prismatic)

Options on request

COLOUR TEMPERATURE

tunable white (2700–6500 K)

VITA wall



LIGHT INSET VITA DIRECT

SYS. POWER	LUMINOUS FLUX	L (mm)	ORDER CODE
65 W	7530 lm	1006	099-9316::37A
78 W	9040 lm	1206	099-9317::37A

LIGHT INSET VITA INDIRECT

SYS. POWER	LUMINOUS FLUX	L (mm)	ORDER CODE
65 W	7460 lm	1006	099-9326::37A
78 W	8950 lm	1206	099-9327::37A

MODULE / BLIND COVER

TYPE	L (mm)	ORDER CODE
indirect module	1007	099-9911616
indirect module	1207	099-9911716
indirect module	3621	099-9911816
indirect module	custom	E 87 2 1 0 6
direct/indirect module	1007	099-9912616
direct/indirect module	1207	099-9912716
direct/indirect module	3621	099-9912816
direct/indirect module	custom	E 8 7 2 2 0 6
blind cover	1006	099-9913616
blind cover	1206	099-9913716
blind cover	3620	099-9913816
blind cover	custom	E 8 7 2 3 0 6

STANDARD RAIL

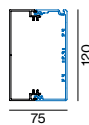
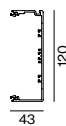
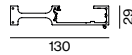
TYPE	L (mm)	ORDER CODE
standard rail	1007	099-9951616
standard rail	1207	099-9951716
standard rail	3621	099-9951816
standard rail	custom	E 8 7 2 8 0 6

MOUNTING CHANNEL

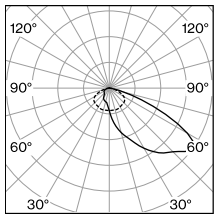
TYPE	L (mm)	ORDER CODE
mounting channel	1010	099-9921616
mounting channel	1210	099-9921716
mounting channel	3630	099-9921816
mounting channel	custom	E 8 7 2 4 0 6

COVER for mounting channel

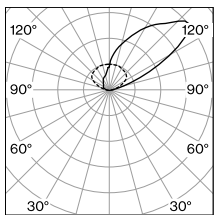
TYPE	L (mm)	ORDER CODE
cover small	1009	099-9931616
cover small	1209	099-9931716
cover small	3629	099-9931816
cover small	custom	E 8 7 2 5 0 6
cover medium	1009	099-9932616
cover medium	1209	099-9932716
cover medium	3629	099-9932816
cover medium	custom	E 8 7 2 6 0 6
cover big	1009	099-9933616
cover big	1209	099-9933716
cover big	3629	099-9933816
cover big	custom	E 8 7 2 7 0 6



Light distributions



reflector direct



reflector indirect

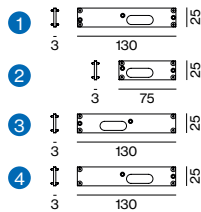
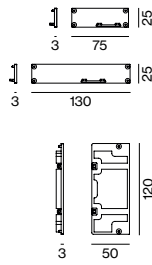
LUMINOUS FLUX value calculated for

4000 K, CRI ≥ 90, white;
3000 K CRI90-9%, 3000 K CRI98 -24%,
4000 K CRI98 -22%

Order options

MATERIAL COLOUR

- anodised aluminium



Accessories

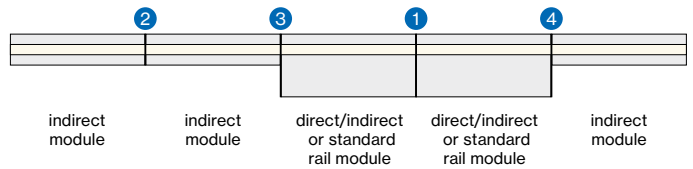
END CAPS

TYPE	ORDER CODE
end cap left for indirect module	099-9911016
end cap right for indirect module	099-9911116
end cap left for direct/indirect module	099-9912016
end cap right for direct/indirect module	099-9912116
end caps (pair) for mounting channel 50 mm	099-9931016
end caps (pair) for mounting channel 55 mm	099-9932016
end caps (pair) for mounting channel 75 mm	099-9933016
end cap left for standard rail	099-9951016
end cap right for standard rail	099-9951116

LINEAR CONNECTOR

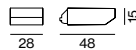
TYPE	ORDER CODE
linear connector set for mounting channel	099-9941116
1 linear connector set for direct/indirect module	099-9942116
2 linear connector set for indirect module	099-9943116
3 linear connector set for D/I to indirect module L	099-9944116
4 linear connector set for D/I to indirect module R	099-9945116

top view



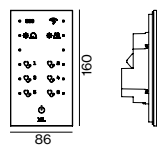
THROUGH WIRE

TYPE	ORDER CODE
4 × 1,5mm ² + 1 × 2,5mm ² (DALI-2, 10 pieces)	099-9940110



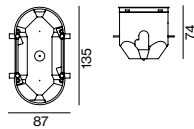
DALI MODULE for group/scene control

TYPE	L-W-H (mm)	ORDER CODE
DALI control of 4 scenes/2 groups	48-28-15	002-54026



MASTER UNIT

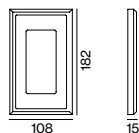
TYPE	L-W-H (mm)	ORDER CODE
single patient room	85-48-160	099-2291137
double patient room	85-48-160	099-2291237



INSTALLATION HOUSING (mandatory for MASTER UNIT)

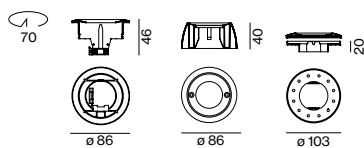
for installation in solid walls

TYPE	L-W-H (mm)	ORDER CODE
installation housing	71-75-135	099-2290000



SAFETY FRAME FOR MASTER UNIT (optional)

TYPE	L-W-H (mm)	ORDER CODE
safety frame	108-15-182	099-2298007



LIGHT SENSOR / MOTION DETECTOR (optional)

TYPE	ORDER CODE
recessed ceiling mounted	002-54051
surface mounted	002-54058
socket mounted	002-54053