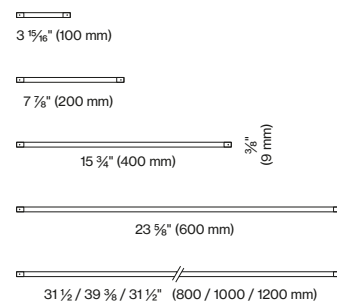




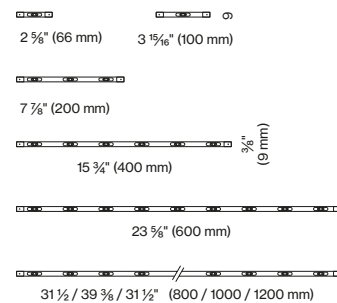
<b>General</b>	ceiling recessed IP20
<b>LED</b>	L85 / 50 000h CRI ≥ 97, SDCM ≤ 3-step binning 2700 K, 3000 K, 3500 K, 4000 K
<b>Optical</b>	opal, lead, spotlight, stadio
<b>Electrical</b>	fixture: 10.8 W up to 81 lm/W up to 1090lm/m delivered 0-10V (0.1%, 120-277 V), Triac (1%, 120 V)
<b>Physical</b>	white aluminum, black light inset: aluminum housing: galvanized steel

**Dimensions**

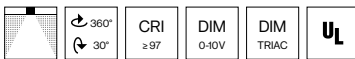
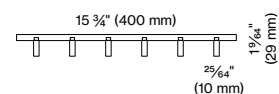
opal / lead



spotline



stadio



Miniature linear light inset made of aluminium; tubular design; optionally for recessed or surface mounting (available as an accessory); surface lacquered; plug and play electrical connector system for toolless mounting; different connectors for mechanical and electrical connection available; for flexible system design; completely homogeneously illuminated, satinised PMMA cover; light inset rotatable; energy-efficient LEDs with excellent color rendering; converter plug and play; converter separately available