

## SETA

suspended

**EN** Luminaire housing from extruded aluminium profile, round design; extremely slim design (only  $\varnothing$  61 mm); no visible screws; surface polished chrome or powder coated; pendant fitting with cable suspension; with integrated tool-less suspension height adjustment; spring clip attachment to the luminaire; freely positionable; incl. transparent feed; extruded profile for improved thermal management; high gloss reflector with faceted design; direct / indirect light distribution; indirect light component with integrated PCboards and high quality lens system for maximum, homogeneous ceiling illumination, optionally separately controllable; energy-efficient LEDs with very good colour rendering

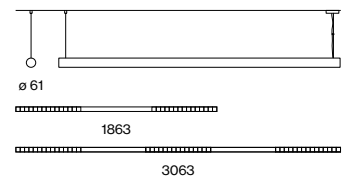
**FR** Corps de luminaire en profil extrudé en alu, version rond ; forme extrêmement élancée (seulement  $\varnothing$  61mm) ; aucune vis visible ; surface chrome poli ou surface thermolaquée ; suspension par câble ; réglage en hauteur sans outil au luminaire ; fixation au luminaire au moyen de clips à ressort ; positionnement libre ; incl. conduit d'alimentation transparent ; profil extrudé pour une meilleure gestion de la température ; réflecteur ultra-brillant avec optique à facettes ; caractéristique de rayonnement direct / indirect ; dispositif d'éclairage indirect avec platines dédiées et optique de lentille de grande qualité pour un éclairage maximal et homogène du plafond, contrôle séparé en option ; LED économes en énergie à restitution de couleur élevée

### Quickinfo

3000K, 4000K, TW  
 CRI  $\geq$  80, 3 SDCM  
 UGR  $\leq$  16 /  $65^\circ \leq 1500$  cd/m<sup>2</sup>  
 L 1863 up to  $\mp$  3540 /  $\pm$  3400 lm  
 L 3063 up to  $\mp$  5310 /  $\pm$  6810 lm  
 up to 142 lm/W  
 L90 @ 50 000 h  
 DALI-2, DALI-2 sensor  
 reflector (UGR  $\leq$  16)

### Types

SETA suspended



### Colours




### Light distribution



Data  
Monitoring



chrome  
version available



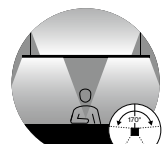
special end cap &  
reflector design



DIN EN 12464-1  
UGR  $\leq$  19



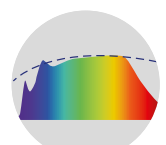
system  
solution (p.854)



glare-free direct  
and 170° indirect  
illumination



tunable white  
2700–6500K



CRI  $\geq$  98  
XPECTRUM

## Order options

### COLOUR TEMPERATURE

3000K	5
4000K	6
tunable white 2700–6500K*	

\*DALI-2 DT8

3000K + TW 2700–6500K*	
4000K + TW 2700–6500K*	

\*DALI-2 DT8 (separately controllable)

### CONTROL

DALI-2	3
DALI-2 D/I separately control.*	4
DALI-2 sensor	7

\*not for tunable white 1863mm

### MATERIAL COLOUR

✓ chrome*	4
○ pure white RAL 9010	7
● jet black RAL 9005	8

\*only for 1863mm

### REFLECTOR COLOUR

✓ chrome	R
● dark chrome*	B

\*only for colour pure white and jet black

### LIGHT OPTIC COVER

reflector (UGR ≤ 16)

## Options on request

### COLOUR RENDERING INDEX

CRI ≥ 90	
CRI ≥ 98 XPECTRUM	

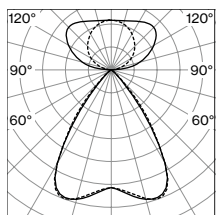
### TUNABLE WHITE

direct light static 3000K  
or 4000K and indirect light  
tunable 2700–6500K

### MATERIAL COLOUR

grey

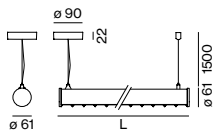

## Light distribution



reflector (UGR ≤ 16)  
direct/indirect power

**LUMINOUS FLUX** value calculated for  
CRI ≥ 80, colour white, reflector chrome;  
reflector black -29%

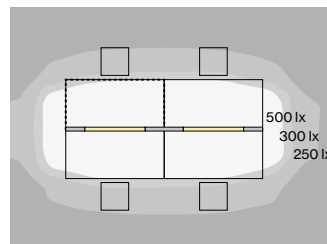
## SETA suspended



### DIRECT / INDIRECT POWER

SYS. POWER	COLOUR TEMP.	LUM. FLUX	L (mm)	ORDER CODE
50 W	3000 K	↓ 3250 / ↑ 3460 lm	1863	07 4 - 5 2 4 6 ⇄ ▣ ▣
	4000 K	↓ 3580 / ↑ 3810 lm		
54 W (2 × DALI)	3000 K	↓ 3350 lm	1863	07 4 - 5 2 D 6 5 4 ▣ ▣
	2700–6500 K	↑ 3400 lm		
54 W (2 × DALI)	4000 K	↓ 3540 lm	1863	07 4 - 5 2 D 6 6 4 ▣ ▣
	2700–6500 K	↑ 3400 lm		
56 W (2 ×)	2700–6500 K	↑↓ 7030 lm	1863	07 4 - 5 2 4 6 D ⇄ ▣ ▣
88 W	3000 K	↓ 4870 / ↑ 6910 lm	3063	07 4 - 5 2 4 9 ⇄ ▣ ▣
	4000 K	↓ 5370 / ↑ 7630 lm		
90 W (2 × DALI)	3000 K	↓ 5020 lm	3063	07 4 - 5 2 D 9 5 4 ▣ ▣
	2700–6500 K	↑ 6810 lm		
90 W (2 × DALI)	4000 K	↓ 5310 lm	3063	07 4 - 5 2 D 9 6 4 ▣ ▣
	2700–6500 K	↑ 6810 lm		
93 W (2 ×)	2700–6500 K	↑↓ 12250 lm	3063	07 4 - 5 2 4 9 D ⇄ ▣ ▣

## Technical data



**SETA** suspended, 88 W, 4000 K  
direct/indirect power

### ROOM VALUES

Room dimensions	5.4 × 4 × 2.8 m
Reflection factor	0.7   0.5   0.2
Maintenance factor	0.8
Mounting height	2.25 m

### CALCULATION SURFACE

Surface dimensions	1.6 × 0.8
Surface height	0.75
Average illuminance (E <sub>m</sub> )	> 500 lx
Uniformity (U <sub>0</sub> )	> 0.6

### GLARE EVALUATION

Table Classification X=4H   Y=8H   S=0.25H	
UGR transversal	≤ 19
UGR axial	≤ 19
65° < 1500 cd/m²	

