



## STADIO 10

semi-recessed

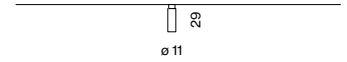
<sup>EN</sup> Cylindrical surface mounted miniature spotlight made of aluminium; surface lacquered; spotlight head rotatable and tiltable; high quality lens system; precise radiation characteristics with different beam angles; energy-efficient LEDs with very good colour rendering; plug and play electrical connector system for toolless mounting; converter plug and play; converter separately available

<sup>DE</sup> Zylindrischer Miniatur-Anbaustrahler aus Aluminium; Oberfläche lackiert; Strahlerkopf dreh- und schwenkbar; hochwertige Linsensystem; präzise Abstrahlcharakteristik mit verschiedenen Ausstrahlwinkeln; energieeffiziente LEDs mit sehr guter Farbwiedergabe; durchkontaktiertes elektrisches Stecksystem für werkzeuglose Montage; Konverter steckerfertig vorkonfektioniert; Konverter ist separat zu bestellen

### Quickinfo

3000 K, 4000 K  
CRI  $\geq$  95 (R9  $\geq$  90)  
L90 @ 50000h  
up to 65 lm per spot  
non DIM, DALI-2

### Type



### Colours



### Light distributions



spot med. flood



CRi  $\geq$  95  
R9  $\geq$  90



360° rotatable  
90° tiltable



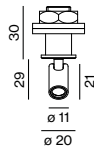
plug & play

## Order options

COLOUR TEMPERATURE	
3000K	0
4000K	1

MATERIAL COLOUR	
● white aluminium RAL 9006	6
● black RAL 9021	8

BEAM ANGLE	
spot 18°	S
medium 30°	M
flood 39°	F



## STADIO 10 semi-recessed



INS. POWER	COLOUR TEMP.	LUM. FLUX	ORDER CODE
0.8 W	3000 K	60 lm	0 1 1 - 8 0 0 0 :: 1 ▣ ▲
	4000 K	65 lm	

light inset incl. connection cable with socket 0.5 m

## Electrical accessories

**POWER SUPPLY EU 220-240 V AC, 220 mA, 50-60 Hz, □ PC II**  
incl. power cable 2 m + connection cable with plug 1 m

TYPE	L-W-H (mm)	ORDER CODE
15 W   non DIM	115-19-34	0 1 1 - 9 2 1 1 2 1 0
10 W   DALI-2	145-33-21	0 1 1 - 9 2 1 1 1 3 0

**POWER SUPPLY UL 100-120 V AC, 220 mA, 50-60 Hz, □ PC II**  
connection cable with plug 1 m

TYPE	L-W-H (mm)	ORDER CODE
15 W   non DIM	115-19-34	0 1 1 - 9 2 8 1 2 1 0

**POWER SUPPLY UL 100-120 V AC, 200 mA, 50-60 Hz, □ PC II**  
connection cable with plug 1 m

TYPE	L-W-H (mm)	ORDER CODE
25 W     1-10 V	111-22-52	0 1 1 - 9 2 8 1 3 2 0

## SPLITTER SERIAL, AWG20

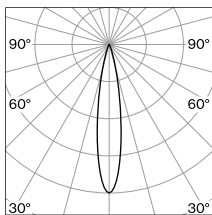
TYPE	L-W-H (mm)	ORDER CODE
splitter   3 × socket / 1 × plug	38-30-10	0 1 1 - 9 2 2 8 3 0 0
splitter   6 × socket / 1 × plug	55-32-10	0 1 1 - 9 2 2 8 6 0 0

## Other accessories

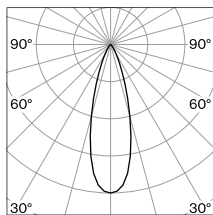
### EXTENSION CABLE

TYPE	L (mm)	ORDER CODE
1 × socket / 1 × plug	1000	0 1 1 - 9 2 2 1 1 2 0
1 × socket / 1 × plug	2000	0 1 1 - 9 2 2 1 1 4 0
1 × socket / 1 × plug	4000	0 1 1 - 9 2 2 1 1 8 0

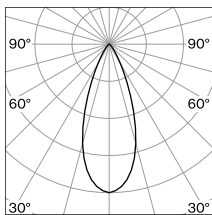
## Light distributions



spot 18°



medium 30°



flood 39°

**INSET POWER** is the current consumption excluding any ballast  
**LUMINOUS FLUX** value calculated for CRI ≥ 95, medium lens, colour black