



MINO 60

suspended

EN Luminaire housing from extruded aluminium profile, angular design; no visible screws; surface powder coated; luminaire profile for mounting available in advance; remaining components mounted without tools; pendant fitting with cable suspension; with integrated tool-less suspension height adjustment; spring clip attachment to the luminaire; freely positionable; with transparent feeder cable; light inset consisting of highly reflective coated extruded profile for improved thermal management; HPO (High Performance Opal) cover for uniform illumination; micro prismatic PMMA diffuser incl. diffuser film for homogeneous illumination and reduced luminance; energy-eff. LEDs – very good colour rendering

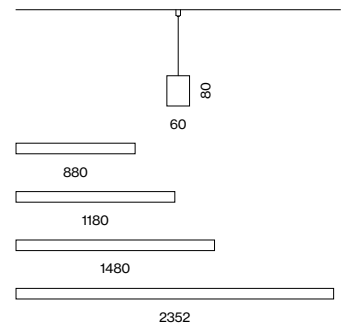
FR Corps de luminaire en profil extrudé en alu, version arête ; aucune vis visible ; surface thermolaquée ; Profilé de luminaire pour montage livrable avant ; composants restants montable sans outil ; suspension par câble ; réglage en hauteur sans outil au luminaire ; fixation au luminaire au moyen de clips à ressort ; positionnement libre ; conduit d'alimentation transparent inclus ; élément lumineux composé de profilé extrudé laqué hautement réfléchissant pour une gestion thermique améliorée ; cache HPO (High Performance Opal) pour éclairage homogène ; cache PMMA microprismatique, avec film diffusant inclus pour réduire la brillance avec un éclairage homogène ; LED à haut rend. éner. – excellent rendu coul.

Quickinfo

3000 K, 4000 K; TW
 CRI ≥ 80, CRI ≥ 90, 3 SDCM
 up to 125 lm/W
 L90 @ 50 000 h
 non DIM, DALI-2
 opal, microprismatic (UGR ≤ 19)

Types

suspended




Colours



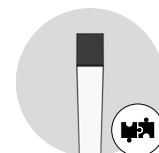
Light distribution




direct




DiiA® standards
 251, 252, 253



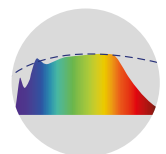
system
 solution (p.914)



microprismatic
 UGR ≤ 19



tunable white
 2700-6500K



CRI ≥ 98
 XPECTRUM

Order options

COLOUR TEMPERATURE

| | |
|----------------------------|---|
| 3000 K (CRI \geq 90) | 0 |
| 4000 K (CRI \geq 90) | 1 |
| 3000 K (CRI \geq 80) | 5 |
| 4000 K (CRI \geq 80) | 6 |
| tunable white 2700–6500 K* | 6 |

*DALI-2 DT8

CONTROL

| | |
|---------|---|
| non DIM | 1 |
| DALI-2 | 3 |

MATERIAL COLOUR

| | |
|-----------------------------------------------------------|---|
| <input type="radio"/> pure white RAL 9010 | 7 |
| <input checked="" type="radio"/> white aluminium RAL 9006 | G |
| <input type="radio"/> jet black RAL 9005 | 8 |

LIGHT OPTIC COVER

| | |
|---------------------------------|---|
| opal high performance | H |
| microprismatic | Z |
| microprismatic (UGR \leq 19)* | G |

*UGR \leq 19 only with mid lumen

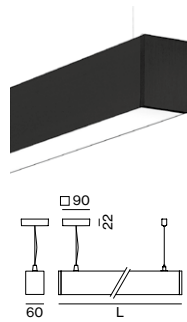
Options on request

COLOUR RENDERING INDEX

CRI \geq 98 XPECTRUM

INDIVIDUAL MATERIAL COLOUR

☉ MINO 60 suspended system



MINO 60 suspended



MID LUMEN

| SYS. POWER | COLOUR TEMP. | LUM. FLUX | L (mm) | ORDER CODE |
|------------|--------------|-----------|--------|------------------------------------------------------------------------|
| 13W | 3000K | 1350lm | 880 | 0 4 6 - 4 2 L 3 :: 1 <input type="checkbox"/> <input type="checkbox"/> |
| | 4000K | 1430lm | | |
| 15.3W | 3000K | 1800lm | 1180 | 0 4 6 - 4 2 L 4 :: 1 <input type="checkbox"/> <input type="checkbox"/> |
| | 4000K | 1910lm | | |
| 19.2W | 3000K | 2250lm | 1480 | 0 4 6 - 4 2 L 5 :: 1 <input type="checkbox"/> <input type="checkbox"/> |
| | 4000K | 2390lm | | |
| 31W | 3000K | 3610lm | 2352 | 0 4 6 - 4 2 L 8 :: 1 <input type="checkbox"/> <input type="checkbox"/> |
| | 4000K | 3820lm | | |

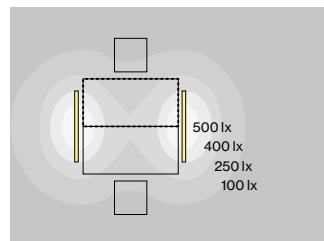
HIGH LUMEN

| SYS. POWER | COLOUR TEMP. | LUM. FLUX | L (mm) | ORDER CODE |
|------------|--------------|-----------|--------|-----------------------------------------------------------------------------------------------|
| 20.6W | 3000K | 2240lm | 880 | 0 4 6 - 4 2 M 3 :: <input type="checkbox"/> <input type="checkbox"/> <input type="checkbox"/> |
| | 4000K | 2370lm | | |
| 27.5W | 3000K | 2980lm | 1180 | 0 4 6 - 4 2 M 4 :: <input type="checkbox"/> <input type="checkbox"/> <input type="checkbox"/> |
| | 4000K | 3160lm | | |
| 34W | 3000K | 3730lm | 1480 | 0 4 6 - 4 2 M 5 :: <input type="checkbox"/> <input type="checkbox"/> <input type="checkbox"/> |
| | 4000K | 3950lm | | |
| 55W | 3000K | 5970lm | 2352 | 0 4 6 - 4 2 M 8 :: <input type="checkbox"/> <input type="checkbox"/> <input type="checkbox"/> |
| | 4000K | 6320lm | | |

TUNABLE WHITE

| SYS. POWER | COLOUR TEMP. | LUM. FLUX | L (mm) | ORDER CODE |
|------------|--------------|-----------|--------|-----------------------------------------------------------------------|
| 21.7W | 2700–6500K | 2230lm | 880 | 0 4 6 - 4 2 3 3 D 3 <input type="checkbox"/> <input type="checkbox"/> |
| 29W | 2700–6500K | 2980lm | 1180 | 0 4 6 - 4 2 3 4 D 3 <input type="checkbox"/> <input type="checkbox"/> |
| 36W | 2700–6500K | 3720lm | 1480 | 0 4 6 - 4 2 3 5 D 3 <input type="checkbox"/> <input type="checkbox"/> |
| 58W | 2700–6500K | 5960lm | 2352 | 0 4 6 - 4 2 3 8 D 3 <input type="checkbox"/> <input type="checkbox"/> |

Technical data



MINO 60 suspended, 15.3W, 4000K, direct

ROOM VALUES

| | |
|--------------------|-----------------|
| Room dimensions | 5,4 × 4 × 2,8 m |
| Reflection factor | 0.7 0.5 0.2 |
| Maintenance factor | 0.8 |
| Suspension height | 2.25 m |

CALCULATION SURFACE

| | |
|---------------------------------------|-------------|
| Surface dimensions | 1.6 × 0.8 m |
| Surface height | 0.75 m |
| Average illuminance (E _m) | > 500 lx |
| Uniformity (U ₀) | > 0.6 |

GLARE EVALUATION

| | |
|--------------------------------------------|------|
| Table Classification X=4H Y=8H S=0.25H | |
| UGR transversal | ≤ 19 |
| UGR axial | ≤ 19 |



LUMINOUS FLUX value calculated for
CRI \geq 80, colour white, cover opal
microprism. Z -13%, microprism. G -15%