

MINO 60

surface

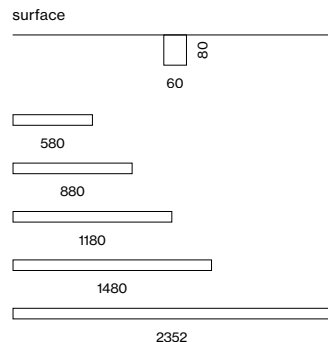
^{EN} Luminaire housing from extruded aluminium profile, angular design; no visible screws; surface powder coated; luminaire profile for mounting available in advance; remaining luminaire components mounted without tools; light inset consisting of highly reflective coated extruded profile for improved thermal management; HPO (High Performance Opal) cover for uniform illumination; micro prismatic PMMA diffuser incl. diffuser film for homogeneous illumination and reduced luminance; energy-efficient LEDs with very good colour rendering

^{ES} Cuerpo de perfil de aluminio con diseño angular; sin tornillos visibles; superficie con recubrimiento de pintura en polvo; Perfil disponible para pre-montaje; resto de componentes luminosos montables sin herramienta; elemento de luz formado por perfil extruido con acabado altamente reflectante para una gestión térmica mejorada; difusor opal de alta calidad que proporciona una iluminación uniforme; cubierta microprismática de PMMA con lámina difusora para la reducción de luminancia y un alumbrado homogéneo; LEDS de alta eficiencia que proporcionan una alta reproducción cromática

Quickinfo

3000 K, 4000 K, TW
 CRI ≥ 80, CRI ≥ 90, 3 SDCM
 up to 125 lm/W
 L90 @ 50 000 h
 non DIM, DALI-2
 opal, microprismatic (UGR ≤ 19)

Types



Colours




Light distribution



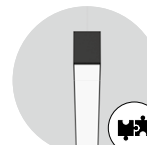
direct




DiiA® standards
 251, 252, 253




concrete install.
 housing (p.946)



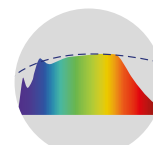
system
 solution (p.914)



microprismatic
 UGR ≤ 19



tunable white
 2700-6500K



CRI ≥ 98
 XPECTRUM

Order options

COLOUR TEMPERATURE

3000 K (CRI \geq 90)	0
4000 K (CRI \geq 90)	1
3000 K (CRI \geq 80)	5
4000 K (CRI \geq 80)	6
tunable white 2700–6500 K*	

*DALI-2 DT8

CONTROL

non DIM	1
DALI-2	3

MATERIAL COLOUR

<input type="radio"/> pure white RAL 9010	7
<input checked="" type="radio"/> white aluminium RAL 9006	G
<input type="radio"/> jet black RAL 9005	8

LIGHT OPTIC COVER

opal high performance	H
microprismatic	Z
microprismatic (UGR \leq 19)*	G

*UGR \leq 19 only with mid lumen

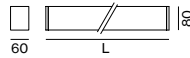

Options on request

COLOUR RENDERING INDEX

CRI \geq 98 XPECTRUM

INDIVIDUAL MATERIAL COLOUR

MINO 60 ceiling system



MINO 60 surface



MID LUMEN

SYS. POWER	COLOUR TEMP.	LUM. FLUX	L (mm)	ORDER CODE
8.7 W	3000 K	902 lm	580	0 4 6 - 4 1 L 2 :: 1 <input checked="" type="checkbox"/> <input type="checkbox"/>
	4000 K	955 lm		
13 W	3000 K	1350 lm	880	0 4 6 - 4 1 L 3 :: 1 <input checked="" type="checkbox"/> <input type="checkbox"/>
	4000 K	1430 lm		
15.3 W	3000 K	1800 lm	1180	0 4 6 - 4 1 L 4 :: 1 <input checked="" type="checkbox"/> <input type="checkbox"/>
	4000 K	1910 lm		
19.2 W	3000 K	2250 lm	1480	0 4 6 - 4 1 L 5 :: 1 <input checked="" type="checkbox"/> <input type="checkbox"/>
	4000 K	2390 lm		
31 W	3000 K	3610 lm	2352	0 4 6 - 4 1 L 8 :: 1 <input checked="" type="checkbox"/> <input type="checkbox"/>
	4000 K	3820 lm		

HIGH LUMEN

SYS. POWER	COLOUR TEMP.	LUM. FLUX	L (mm)	ORDER CODE
13.8 W	3000 K	1490 lm	580	0 4 6 - 4 1 M 2 :: <input checked="" type="checkbox"/> <input checked="" type="checkbox"/> <input type="checkbox"/>
	4000 K	1580 lm		
20.6 W	3000 K	2240 lm	880	0 4 6 - 4 1 M 3 :: <input checked="" type="checkbox"/> <input checked="" type="checkbox"/> <input type="checkbox"/>
	4000 K	2370 lm		
27.5 W	3000 K	2980 lm	1180	0 4 6 - 4 1 M 4 :: <input checked="" type="checkbox"/> <input checked="" type="checkbox"/> <input type="checkbox"/>
	4000 K	3160 lm		
34 W	3000 K	3730 lm	1480	0 4 6 - 4 1 M 5 :: <input checked="" type="checkbox"/> <input checked="" type="checkbox"/> <input type="checkbox"/>
	4000 K	3950 lm		
55 W	3000 K	5970 lm	2352	0 4 6 - 4 1 M 8 :: <input checked="" type="checkbox"/> <input checked="" type="checkbox"/> <input type="checkbox"/>
	4000 K	6320 lm		

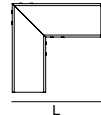
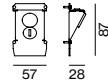
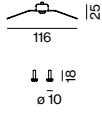
TUNABLE WHITE

SYS. POWER	COLOUR TEMP.	LUM. FLUX	L (mm)	ORDER CODE
21.7 W	2700–6500 K	2230 lm	880	0 4 6 - 4 1 3 3 D 3 <input checked="" type="checkbox"/> <input type="checkbox"/>
29 W	2700–6500 K	2980 lm	1180	0 4 6 - 4 1 3 4 D 3 <input checked="" type="checkbox"/> <input type="checkbox"/>
36 W	2700–6500 K	3720 lm	1480	0 4 6 - 4 1 3 5 D 3 <input checked="" type="checkbox"/> <input type="checkbox"/>
58 W	2700–6500 K	5960 lm	2352	0 4 6 - 4 1 3 8 D 3 <input checked="" type="checkbox"/> <input type="checkbox"/>

LUMINOUS FLUX value calculated for
CRI \geq 80, colour white, cover opal
microprism. Z -13%, microprism. G -15%

Order options

NUMBER OF PIECES	
2 pieces	2
3 pieces	3





FRAME 40/MINO 40

HOUSING FOR CONCRETE INSTALLATION

TYPE	L (mm)	ORDER CODE
FRAME 40 trim	3010	005-41356
MINO 40	3010	005-41356

MOUNTING SET

TYPE	ORDER CODE
FRAME 40 trim	035-0602 
MINO 40	034-0602 

up to 900 mm: 2 pieces / up to 1500 mm: 3 pieces / up to 3000 mm: 2 x 2 pieces

END CAPS


TYPE	ORDER CODE
end caps (pair)	005-41236

LINEAR CONNECTOR

TYPE	ORDER CODE
linear connector (1 piece)	005-41166
linear connector (10 pieces)	005-41166.10

CORNER CONNECTOR 90°

TYPE	L (mm)	ORDER CODE
FRAME 40 trim	140	035-06016
MINO 40	140	035-06016



Note
only for installation in concrete ceilings
no use for wall installation (only on request)

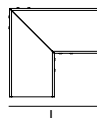
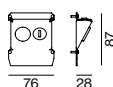
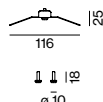
CONCRETE installation housing

EN Concrete casting made of aluminium profile, designed for continuous lighting systems

ES Carcasa empotrable en hormigón de perfil aluminio, diseñada para sistemas iluminación continuos

Order options

NUMBER OF PIECES	
2 pieces	2
3 pieces	3



FRAME 60/MINIMAL 60/MINO 60/BASO 60

HOUSING FOR CONCRETE INSTALLATION

TYPE	L (mm)	ORDER CODE
FRAME 60 trim	3000	005-41346
BASO 60 IP54 trim	3000	005-41346
MINIMAL 60 trimless	3000	005-41346
MINO 60 ceiling	3000	005-41446
BASO 60 IP54 surface	3000	005-41446

MOUNTING SET

TYPE	ORDER CODE
FRAME 60 trim	035-0600
BASO 60 IP54 trim	035-0600
MINIMAL 60 trimless	036-0400
MINO 60 ceiling	034-0400
BASO 60 IP54 surface	034-0400

up to 900mm: 2 pieces/up to 1500mm: 3 pieces/up to 3000mm: 2x2 pieces

END CAPS

TYPE	ORDER CODE
end caps (pair)	005-41246

LINEAR CONNECTOR

TYPE	ORDER CODE
linear connector (1 piece)	005-41166
linear connector (10 pieces)	005-41166.10

CORNER CONNECTOR 90°

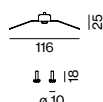
TYPE	L (mm)	ORDER CODE
FRAME 60 trim	142	035-04016
BASO 60 IP54 trim	142	035-04016
MINIMAL 60 trimless	146	036-04016
MINO 60 ceiling	157	034-04016
BASO 60 IP54 surface	157	034-04016

FRAME 100/MINIMAL 100/MINO 100

HOUSING FOR CONCRETE INSTALLATION



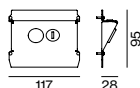
TYPE	L (mm)	ORDER CODE
FRAME 100 trim	3000	005-41366
MINIMAL 100 trimless	3000	005-41366
MINO 100 ceiling	3000	005-41466



MOUNTING SET

TYPE	ORDER CODE
FRAME 100 trim	035-0600
MINIMAL 100 trimless	036-0500
MINO 100 ceiling	034-0400

up to 900mm: 2 pieces/up to 1500mm: 3 pieces/up to 3000mm: 2x2 pieces



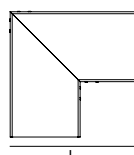
END CAPS

TYPE	ORDER CODE
end caps (pair)	005-41266



LINEAR CONNECTOR

TYPE	ORDER CODE
linear connector (1 piece)	005-41166
linear connector (10 pieces)	005-41166.10



CORNER CONNECTOR 90°

TYPE	L (mm)	ORDER CODE
FRAME 100 trim	202	035-05016
MINIMAL 100 trimless	207	036-05016
MINO 100 ceiling	207	034-05016