

## MINO 40 system

ceiling / suspended

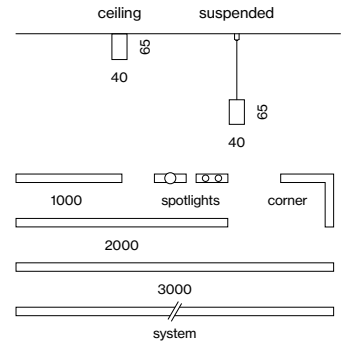
**EN** Luminaire housing from extruded aluminium profile, angular design; no visible screws; for lighting systems; powder coated; luminaire profile for mounting available in advance; remaining luminaire components mounted without tools; HPO (High Performance Opal) cover in the length of the light inset or continuous cover (both separately available); optional high gloss reflector with faceted design; pre-assembled power rail for power supply in luminaire profile; voltage tap of the light inset on the power rail; ceiling surface mounting or suspended mounting; height adjustment without tools; with transparent feeder cable; light inset consisting of highly reflective coated extruded profile, improved thermal management; energy-eff. LEDs - very good colour rendering; optionally spotlight modules can be installed

**FR** Corps de luminaire en profil extrudé en alu, version arête ; aucune vis visible ; pour les systèmes d'éclairage ; thermolaquée ; profilé de luminaire pour montage livrable avant ; composants restants du luminaire montable sans outil ; cache HPO (High Performance Opal) sur la longueur de l'insert ou cache continu (les deux à commander séparément) ; en option réflecteur ultra-brillant avec optique à facettes ; rail d'alimentation prémonté pour l'alim. en tension dans le profilé ; prélèvement de tension de l'insert sur le rail d'alim. ; applique plafond ou montage suspendu ; réglage en hauteur sans outil ; conduit d'alimentation transparent inclus ; insert en profilé extrudé peint fortement réfléchissant, gestion améliorée de la température ; LED à haut rend. énerg. - excellent rendu coul. ; des inserts de spot peuvent être installés au choix

### Quickinfo

3000 K, 4000 K  
CRI  $\geq$  90, 3 SDCM  
up to 2420 lm/m  
up to 123 lm/W  
L85 @ 50000h  
opal, reflector (UGR  $\leq$  19)

### Types



### Colours



### Light distributions



DiiA® standards  
251, 252, 253



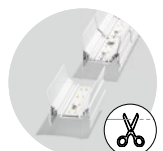
snap-in system  
(patent pending)



DIN EN 12464-1  
UGR  $\leq$  19



spotlight  
insets (p. 130)



breakable  
flex insets

### Order options

LED TYPE	
mid lumen	1
high lumen	2

COLOUR TEMPERATURE	
3000K	0
4000K	1

CONTROL
DALI-2

MATERIAL COLOUR	<input checked="" type="checkbox"/>
<input type="radio"/> pure white RAL 9010	7
<input type="radio"/> traffic white RAL 9016	W
<input type="radio"/> white aluminium RAL 9006	G
<input checked="" type="radio"/> jet black RAL 9005	8
<input type="radio"/> special colours	X

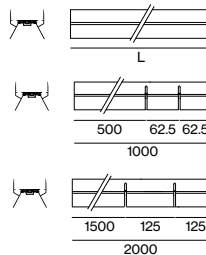
LENGTH	<input checked="" type="checkbox"/>
1000 mm	1
2000 mm	2
3000 mm	3

LIGHT OPTIC COVER
opal high performance reflector (UGR ≤ 19)

LIGHT OPTIC COLOUR	<input type="checkbox"/>
chrome reflector	R
dark chrome reflector	B

ACCESSORY COLOUR	<input checked="" type="checkbox"/>
<input type="radio"/> pure white RAL 9010	7
<input checked="" type="radio"/> jet black RAL 9005	8

LUMINOUS FLUX value calculated for 4000K, CRI ≥ 90, colour white, cover opal 3000K -5%



### MINO 40 ceiling/suspended

#### INSTALLATION CHANNEL

TYPE	L (mm)	ORDER CODE
channel	1000	042-100201
channel	2000	042-100401
channel	3000	042-100601
channel corner 90°/opal cover	250 x 250	042-100C01

#### LIGHT OPTIC COVER 40

TYPE	L (mm)	ORDER CODE
linear cover	see left	006-42 L 0010H
continuous linear cover	6000	006-2206010H
continuous linear cover	25000	006-2225010H
blind cover	see left	006-42 L 001



#### LIGHT INSET 40

SYSTEM POWER (MID/HIGH LUMEN)	L (mm)	ORDER CODE
12.4/20.1W	1000	042-01
24.8/40W	2000	042-01
37/60W	3000	042-01
12.4/20.1W flex	500-1000	042-01
24.8/40W flex	1500-2000	042-01

LED TYPE / COVER	SYSTEM POWER	DELIVERED LM	EFFICACY
mid lumen/opal/4000K	12.4W/m	1430lm/m	116lm/W
high lumen/opal/4000K	20.1W/m	2240lm/m	112lm/W

### Reflector Insets

#### LIGHT INSET 40 REFLECTOR

SYS. POWER	COLOUR TEMP.	LUM. FLUX	L (mm)	ORDER CODE
13.3W	3000K	1540lm	500	042-01111
	4000K	1610lm		
26.6W	3000K	3080lm	1000	042-01122
	4000K	3220lm		
40W	3000K	4610lm	1500	042-01133
	4000K	4830lm		
53W	3000K	6150lm	2000	042-01144
	4000K	6450lm		

### Spotlight Insets

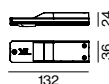
see next page

### Accessories



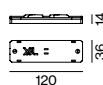
#### END CAPS

TYPE	ORDER CODE
end caps (pair)	042-109001



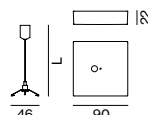
#### POWER FEEDER UNIT

TYPE	ORDER CODE
power feeder unit	042-1093230



#### LINEAR CONNECTOR

TYPE	ORDER CODE
mechanical linear connector	042-7091110
mechanical & electrical linear connector	042-7091230
opal cover linear connector	042-1091910



#### CEILING FASTENER/CABLE SUSPENSION/CANOPY

TYPE	L (mm)	ORDER CODE
ceiling fastener	10	050-204111
cable suspension	1500	005-2152110
canopy		005-231121
feeder cable (transparent)		005-2412410

for electrical system configuration see luminaire data sheet at xal.com



## SPOTLIGHT insets

profiles 40

**EN** Cylindrical spotlight made of aluminium; powder coated; spotlight can be installed without tools in MINO 40 system or FRAME 40 system; choice of single lamp or double lamps; spotlight head rotatable (SASSO 40) or rotatable and tiltable (BO); converter in the adapter; high quality, aluminium, vapour deposition coated reflector with faceted design; precise radiation characteristics with different beam angles; optional asym. light distribution; good glare reduction due to recessed light point plane; optical attachments as accessories; COB (Chip on Board) technology for maximum efficiency; no multiple shadows; energy-eff. LEDs - very good colour rendering

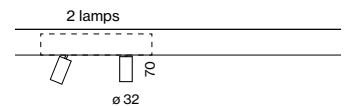
**FR** Spot cylindrique en aluminium ; thermolaquée ; spot intégrable sans outil au système MINO 40 ou système FRAME 40 ; au choix monoflamme ou biflamme ; tête de spot rotatif (SASSO 40) ou pivotant et orientable (BO) ; convertisseur dans l'adaptateur ; réflecteur de grande qualité, métallisée à l'aluminium avec optique facette ; précision de caractéristique de rayonnement avec divers angles de diffusion ; en option diffusion asym. de la lumière ; bon anti-éblouissement grâce aux points lumineux en retrait ; éléments optiques comme accessoires ; avec technologie COB (Chip on Board) pour efficacité maximale ; pas d'ombres multiples ; LED à haut rend. énerg. - excellent rendu coul.

### Quickinfo

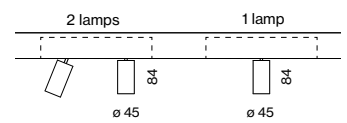
3000K, 4000K  
 CRI ≥ 90, 2 SDCM  
 BO 32 up to 79lm/W  
 BO 45 up to 85lm/W  
 SASSO 40 up to 84lm/W  
 L80 @ 50000h  
 DALI-2

### Types

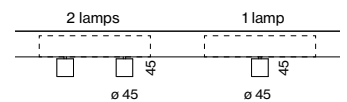
BO 32



BO 45



SASSO 40 wallwasher floor



### Colours



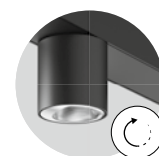
### Light distributions



DiiA® standards  
 251, 252, 253



snap-in system  
 (patent pending)



wallwasher floor  
 360° rotatable



wallwasher  
 floor

## Order options

COLOUR TEMPERATURE	
3000K	0
4000K	1

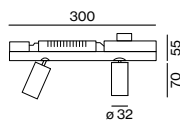
CONTROL	
DALI-2	

MATERIAL COLOUR	
<input type="radio"/> traffic white RAL 9016	7
<input checked="" type="radio"/> jet black RAL 9005	8

BEAM ANGLE SPOTLIGHT 32	
spot 18°	S
medium 23°	M
flood 37°	F

BEAM ANGLE SPOTLIGHT 45	
spot 14°	S
medium 24°	M
flood 39°	F

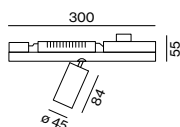
## BO 32



### 2 LAMPS

SYSTEM POWER	LUMINOUS FLUX	ORDER CODE
20.6 W	2 × 810 lm	0 4 2 - 0 6 1 0 :: 3 ▲
honeycomb louver		0 0 7 - 1 9 6 5 1 8 8

## BO 45



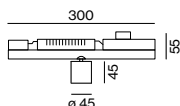
### 1 LAMP

SYSTEM POWER	LUMINOUS FLUX	ORDER CODE
15 W	spot 1060 lm	0 4 2 - 0 5 2 0 :: 3 ▲ S
15.9 W	medium, flood 1340 lm	0 4 2 - 0 5 2 0 :: 3 ▲
honeycomb louver		0 0 7 - 1 9 6 5 1 8 8

### 2 LAMPS

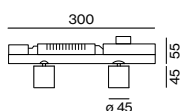
SYSTEM POWER	LUMINOUS FLUX	ORDER CODE
30 W	spot 2 × 1060 lm	0 4 2 - 0 6 2 0 :: 3 ▲ S
32 W	medium, flood 2 × 1340 lm	0 4 2 - 0 6 2 0 :: 3 ▲
honeycomb louver		0 0 7 - 1 9 6 5 1 8 8

## SASSO 40 wallwasher / floor



### 1 LAMP

SYSTEM POWER	LUMINOUS FLUX	ORDER CODE
9 W	659 lm	0 4 2 - 0 5 2 0 :: 3 ▲ W



### 2 LAMPS

SYSTEM POWER	LUMINOUS FLUX	ORDER CODE
15.9 W	2 × 659 lm	0 4 2 - 0 6 2 0 :: 3 ▲ W