



FRAME 40

recessed with trim

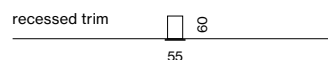
^{EN} Luminaire housing made of extruded aluminium; recessed luminaire with trim; suitable for ceiling thickness of 8-25 mm; surface powder coated; luminaire profile can be pre-mounted; remaining luminaire components mounted without tools; light inset consisting of highly reflective coated extruded profile for improved thermal management; HPO (High Performance Opal) cover for uniform illumination; energy-efficient LEDs with very good colour rendering

^{ES} Cuerpo de lámpara de perfil extrusionado de aluminio; luminaria empotrable con marco; apropiada para grosores de techo entre 8-25 mm; superficie con recubrimiento de pintura en polvo; perfil de luminaria premontable; resto de componentes luminosos montables sin herramienta; elemento de luz formado por perfil extruido con acabado altamente reflectante para una gestión térmica mejorada; difusor opal de alta calidad que proporciona una iluminación uniforme; LEDS de alta eficiencia que proporcionan una alta reproducción cromática

Quickinfo

3000 K, 4000 K
 CRI ≥ 90, 3 SDCM
 up to 130 lm/W
 L90 @ 50000 h
 DALI-2
 opal, microprismatic

Types



Colours



Light distribution



DiiA® standards
 251, 252, 253



system
 solution

Order options

COLOUR TEMPERATURE	
3000K	0
4000K	1

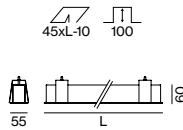
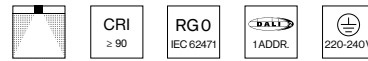
CONTROL	
DALI-2	

MATERIAL COLOUR	
<input type="radio"/> traffic white RAL 9016	7
<input type="radio"/> white aluminium RAL 9006	G
<input checked="" type="radio"/> jet black RAL 9005	8

LIGHT OPTIC COVER	
<input checked="" type="checkbox"/> opal high performance	H
<input type="checkbox"/> microprismatic	Z



FRAME 40 trim



MID LUMEN

SYS. POWER	COLOUR TEMP.	LUM. FLUX	L (mm)	ORDER CODE
12.1W	3000K	1360lm	1019	0 4 2 - 7 1 1 2 :: 3 <input checked="" type="checkbox"/> <input type="checkbox"/>
	4000K	1470lm		
23.4W	3000K	2720lm	2019	0 4 2 - 7 1 1 4 :: 3 <input checked="" type="checkbox"/> <input type="checkbox"/>
	4000K	2940lm		
34W	3000K	4080lm	3019	0 4 2 - 7 1 1 6 :: 3 <input checked="" type="checkbox"/> <input type="checkbox"/>
	4000K	4410lm		

HIGH LUMEN

SYS. POWER	COLOUR TEMP.	LUM. FLUX	L (mm)	ORDER CODE
18.5W	3000K	2100lm	1019	0 4 2 - 7 1 2 2 :: 3 <input checked="" type="checkbox"/> <input type="checkbox"/>
	4000K	2260lm		
36W	3000K	4190lm	2019	0 4 2 - 7 1 2 4 :: 3 <input checked="" type="checkbox"/> <input type="checkbox"/>
	4000K	4530lm		
54W	3000K	6290lm	3019	0 4 2 - 7 1 2 6 :: 3 <input checked="" type="checkbox"/> <input type="checkbox"/>
	4000K	6790lm		

Mounting accessories

CONCRETE INSTALLATION HOUSING

L (mm)	W-H (mm)	ORDER CODE
1038	57-87	0 4 2 - 7 1 9 5 2 1 0
2038	57-87	0 4 2 - 7 1 9 5 4 1 0
3038	57-87	0 4 2 - 7 1 9 5 6 1 0

