

## FRAME 40 system

recessed with trim

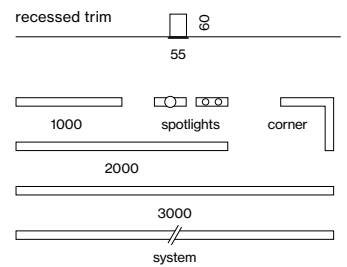
**EN** Luminaire housing made of extruded aluminium; recessed luminaire with trim; designed for continuous lighting systems; suitable for ceiling thickness of 8-25 mm; surface powder coated; luminaire profile for mounting available in advance; remaining luminaire components mounted without tools; HPO (High Performance Opal) cover in the length of the light inset or continuous cover (both separately available); optional high gloss reflector with faceted design; pre-assembled power rail for power supply in luminaire profile; voltage tap of the light inset on the power rail; light inset consisting of highly reflective coated extruded profile for improved thermal management; energy-efficient LEDs with very good colour rendering; optionally spotlight modules can be installed

**ES** Cuerpo de lámpara de perfil extrusionado de aluminio; luminaria empotrable con marco; diseñado para la creación de sistemas continuos; apropiada para grosores de techo entre 8-25 mm; superficie con recubrimiento de pintura en polvo; perfil disponible para pre-montaje; resto de componentes luminosos montables sin herramienta; difusor HPO (High Performance Opal) en la longitud del inserto luminoso o difusor continuo (ambos deben encargarse por separado); opcional reflector de alto brillo con óptica facetada; carril eléctrico premont. para suministro de corr. en perfil de lumin.; toma de corr. para inserto lumin. en carril eléctrico; elemento de luz formado por perfil extruido con acabado altamente reflectante para una gestión térmica mejorada; LEDS de alta eficiencia que proporcionan una alta reproducción cromática; compatible con insertos de foco

### Quickinfo

3000K, 4000K  
 CRI ≥ 90, 3 SDCM  
 up to 2420 lm/m  
 up to 123 lm/W  
 L85 @ 50000h  
 DALI-2  
 opal, reflector (UGR ≤ 19)


### Types



### Colours



### Light distributions



DiiA® standards  
 251, 252, 253



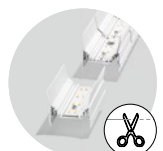
snap-in system  
 (patent pending)



DIN EN 12464-1  
 UGR ≤ 19



spotlight  
 insets (p.130)



breakable  
 flex insets

### Order options

<b>LED TYPE</b>	
mid lumen	1
high lumen	2

<b>COLOUR TEMPERATURE</b>	
3000K	0
4000K	1

<b>CONTROL</b>	
DALI-2	

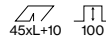
<b>MATERIAL COLOUR</b>	<input checked="" type="checkbox"/>
<input type="checkbox"/> traffic white RAL 9016	7
<input checked="" type="checkbox"/> white aluminium RAL 9006	G
<input type="checkbox"/> jet black RAL 9005	8

<b>MATERIAL COLOUR ACCESSORIES</b>	<input checked="" type="checkbox"/>
<input type="checkbox"/> traffic white RAL 9016	W
<input checked="" type="checkbox"/> white aluminium RAL 9006	G
<input type="checkbox"/> jet black RAL 9005	8

<b>LENGTH</b>	
1000mm	1
2000mm	2
3000mm	3

<b>LIGHT OPTIC COVER</b>	
opal high performance reflector (UGR ≤ 19)	

<b>LIGHT OPTIC COLOUR</b>	<input type="checkbox"/>
chrome reflector	R
dark chrome reflector	B



### FRAME 40 trim

#### INSTALLATION CHANNEL

TYPE	L (mm)	ORDER CODE
channel	1000	042-700201
channel	2000	042-700401
channel	3000	042-700601
channel corner 90°/opal cover	250 x 250	042-700C01

#### LIGHT OPTIC COVER 40

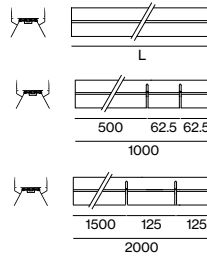
TYPE	L (mm)	ORDER CODE
linear cover	see left	006-42 L 0010H
continuous linear cover	6000	006-2206010H
continuous linear cover	25000	006-2225010H
blind cover	see left	006-42 L 001



#### LIGHT INSET 40

SYSTEM POWER (MID/HIGH LUMEN)	L (mm)	ORDER CODE
12.4/20.1W	1000	042-01  2  37
24.8/40W	2000	042-01  4  37
37/60W	3000	042-01  6  37
12.4/20.1W flex	500-1000	042-01  F  37
24.8/40W flex	1500-2000	042-01  G  37

LED TYPE / COVER	SYSTEM POWER	DELIVERED LM	EFFICACY
mid lumen/opal/4000K	12.4W/m	1430lm/m	116lm/W
high lumen/opal/4000K	20.1W/m	2240lm/m	112lm/W



### Reflector Insets

#### LIGHT INSET 40 REFLECTOR

SYS. POWER	COLOUR TEMP.	LUM. FLUX	L (mm)	ORDER CODE
13.3W	3000K	1540lm	500	042-0111  37
	4000K	1610lm		
26.6W	3000K	3080lm	1000	042-0112  37
	4000K	3220lm		
40W	3000K	4610lm	1500	042-0113  37
	4000K	4830lm		
53W	3000K	6150lm	2000	042-0114  37
	4000K	6450lm		

### Spotlight Insets

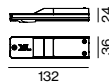
see next page

### Accessories



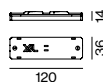
#### END CAPS

TYPE	ORDER CODE
end caps (pair)	042-709001



#### POWER FEEDER UNIT

TYPE	ORDER CODE
power feeder unit	042-1093230



#### LINEAR CONNECTOR

TYPE	ORDER CODE
mechanical linear connector	042-7091110
mechanical & electrical linear connector	042-7091230
opal cover linear connector	042-1091910

#### MOUNTING BRACKET

TYPE	CEILING THICKNESS (mm)	ORDER CODE
mounting bracket (1 piece)	8-25	042-7092110
mounting bracket (25 pieces)	8-25	042-7092110.25

number of brackets required: length of your system in metres+1

LUMINOUS FLUX value calculated for 4000K, CRI ≥ 90, colour white, cover opal 3000K -5%



## SPOTLIGHT insets

profiles 40

**EN** Cylindrical spotlight made of aluminium; powder coated; spotlight can be installed without tools in MINO 40 system or FRAME 40 system; choice of single lamp or double lamps; spotlight head rotatable (SASSO 40) or rotatable and tiltable (BO); converter in the adapter; high quality, aluminium, vapour deposition coated reflector with faceted design; precise radiation characteristics with different beam angles; optional asym. light distribution; good glare reduction due to recessed light point plane; optical attachments as accessories; COB (Chip on Board) technology for maximum efficiency; no multiple shadows; energy-eff. LEDs - very good colour rendering

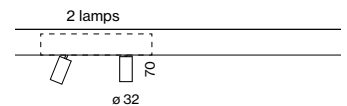
**ES** Proyector cilíndrico de aluminio; recubierto de polvo; foco puede montarse en el sistema MINO 40 o en el sistema FRAME 40 sin herramientas; con una o dos luces; cabezal de foco giratorio (SASSO 40) o giratorio e inclinable (BO); driver en el adaptador; reflector de alta calidad vaporizado de aluminio con revestimiento de facetas esféricas; característica de emisión precisa con diferentes ángulos de emisión; opcional distribución asimétrica; buen control del deslumbramiento mediante plano de punto de luz retranqueado; los accesorios ópticos como accesorios; con tecnología COB (Chip on Board) para eficiencia máxima; no sombras múltiples; LED energét. efíc. - excelente reprod. crom.

### Quickinfo

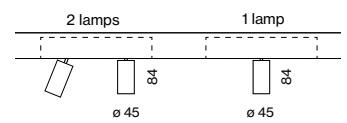
3000K, 4000K  
 CRI ≥ 90, 2 SDCM  
 BO 32 up to 79lm/W  
 BO 45 up to 85lm/W  
 SASSO 40 up to 84lm/W  
 L80 @ 50000h  
 DALI-2

### Types

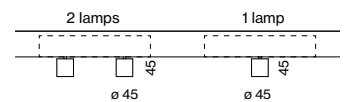
BO 32



BO 45



SASSO 40 wallwasher floor



### Colours



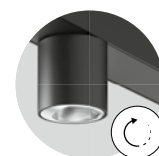
### Light distributions



DiiA® standards  
 251, 252, 253



snap-in system  
 (patent pending)



wallwasher floor  
 360° rotatable



wallwasher  
 floor

## Order options

COLOUR TEMPERATURE	
3000K	0
4000K	1

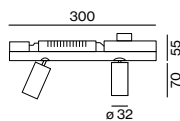
CONTROL	
DALI-2	

MATERIAL COLOUR	
○ traffic white RAL 9016	7
● jet black RAL 9005	8

BEAM ANGLE SPOTLIGHT 32	
spot 18°	S
medium 23°	M
flood 37°	F

BEAM ANGLE SPOTLIGHT 45	
spot 14°	S
medium 24°	M
flood 39°	F

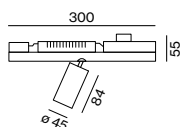
## BO 32



### 2 LAMPS

SYSTEM POWER	LUMINOUS FLUX	ORDER CODE
20.6 W	2 × 810 lm	0 4 2 - 0 6 1 0 :: 3 ▲
honeycomb louver		0 0 7 - 1 9 6 5 1 8 8

## BO 45



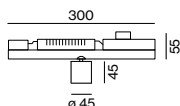
### 1 LAMP

SYSTEM POWER	LUMINOUS FLUX	ORDER CODE
15 W	spot 1060 lm	0 4 2 - 0 5 2 0 :: 3 ▲ S
15.9 W	medium, flood 1340 lm	0 4 2 - 0 5 2 0 :: 3 ▲
honeycomb louver		0 0 7 - 1 9 6 5 1 8 8

### 2 LAMPS

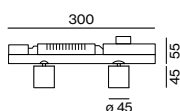
SYSTEM POWER	LUMINOUS FLUX	ORDER CODE
30 W	spot 2 × 1060 lm	0 4 2 - 0 6 2 0 :: 3 ▲ S
32 W	medium, flood 2 × 1340 lm	0 4 2 - 0 6 2 0 :: 3 ▲
honeycomb louver		0 0 7 - 1 9 6 5 1 8 8

## SASSO 40 wallwasher / floor



### 1 LAMP

SYSTEM POWER	LUMINOUS FLUX	ORDER CODE
9 W	659 lm	0 4 2 - 0 5 2 0 :: 3 ▲ W



### 2 LAMPS

SYSTEM POWER	LUMINOUS FLUX	ORDER CODE
15.9 W	2 × 659 lm	0 4 2 - 0 6 2 0 :: 3 ▲ W