



BO 32/45/55

semi-recessed/surface

EN Cylindrical spotlight made of aluminium; surface powder coated; either with surface mounted housing or as ceiling recessed variant; spotlight head 350° rotatable and 90° tiltable; high-quality, aluminium, vapour deposition coated reflector with faceted design; precise radiation characteristics with different beam angles; good glare reduction due to recessed light point plane; optical attachments as accessories; COB (Chip on Board) technology for maximum efficiency; no multiple shadows; energy-efficient LEDs with very good colour rendering

DE Zylindrischer Strahler aus Aluminium; Oberfläche pulverbeschichtet; wahlweise mit Anbaugehäuse oder als Deckeneinbauvariante; Strahlerkopf 350° dreh- und 90° schwenkbar; hochwertiger, aluminiumbedampfter Reflektor mit Facettenoptik; präzise Abstrahlcharakteristik mit verschiedenen Ausstrahlwinkeln; gute Entblendung durch zurückversetzte Lichtpunktebene; optische Aufsätze als Zubehör; mit COB (Chip on Board) Technologie für höchste Effizienz; keine Bildung von Mehrfachschatten; energieeffiziente LEDs mit sehr guter Farbwiedergabe

Quickinfo

2700 K, 3000 K, 3500 K
 CRI ≥ 90, 2 SDCM
 BO 32 up to 91lm/W
 BO 45 up to 103lm/W
 BO 55 up to 92lm/W
 L80 @ 50000 h
 non DIM, DALI-2


Types



Colours



Light distributions



glare control via honeycomb louver



350° rotatable, 90° tiltable

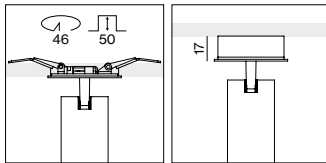


CRI ≥ 95, 2 SDCM

Order options

MOUNTING

semi-recessed ceiling clip	1
surface housing	2



COLOUR TEMPERATURE

2700 K	4
3000 K	5
3500 K	7

MATERIAL COLOUR

○ traffic white RAL 9016	7
● jet black RAL 9005	8
● special colours* p. 992	X

*canopy always in white

BEAM ANGLE BO 32

spot 18°	S
medium 23°	M
flood 37°	F

BEAM ANGLE BO 45

super spot 8°	V
spot 14°	S
medium 24°	M
flood 39°	F

BEAM ANGLE BO 55

spot 17°	S
medium 23°	M
flood 37°	F

Options on request

COLOUR RENDERING INDEX

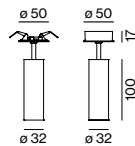
CRI ≥ 95, 2 SDCM

COLOUR TEMPERATURE

4000 K

CONTROL

Casambi

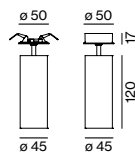


BO 32 semi-recessed / surface



ADJUSTABLE

INSET POWER	LUMINOUS FLUX	ORDER CODE
8.8 W 36 Vf 250 mA	755 lm	0 4 9 - 6 3 2 0 :: 1 1 1

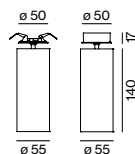


BO 45 semi-recessed / surface



ADJUSTABLE

INSET POWER	LUMINOUS FLUX	ORDER CODE
6.9 W 11 Vf 600 mA	super spot 356 lm	0 4 9 - 6 3 3 0 :: 1 1 1 V
12.8 W 37 Vf 350 mA	spot 1030 lm	0 4 9 - 6 3 3 0 :: 1 1 1 S
13.5 W 36 Vf 400 mA	medium, flood 1320 lm	0 4 9 - 6 3 3 0 :: 1 1 1 F



BO 55 semi-recessed / surface



ADJUSTABLE

INSET POWER	LUMINOUS FLUX	ORDER CODE
21.1 W 36 Vf 600 mA	1850 lm	0 4 9 - 6 3 4 0 :: 1 1 1 F

Electrical accessories

POWER SUPPLY 220–240 V AC, 50–60 Hz, □ PC II

TYPE	EFFICIENCY	L-W-H (mm)	ORDER CODE
250 mA non DIM	η 80 %	65-39-20	0 0 2 - 9 0 7 4 2
250 mA DALI-2	η 82 %	147-33-23	0 0 2 - 9 0 7 4 3
350 mA non DIM	η 85 %	180-30-21	0 0 2 - 9 0 7 2 2
350 mA DALI-2	η 85 %	197-29-21	0 0 2 - 9 0 7 2 0
400 mA non DIM	η 88 %	180-30-21	0 0 2 - 9 0 7 2 4
400 mA DALI-2	η 86 %	197-29-21	0 0 2 - 9 0 7 2 8
600 mA non DIM	η 87 %	210-30-21	0 0 2 - 9 0 7 2 6
600 mA DALI-2	η 88 %	197-29-21	0 0 2 - 9 0 7 2 9

for surface versions revision opening required

DIN RAIL COMPONENTS

TYPE	W-H-D (mm)	ORDER CODE
POWER SUPPLY 220-240V AC	72-90-63	0 0 5 - 6 5 2 0 2 1 0
160 W 48 V DC constant voltage		
LED DRIVER DALI-2 DT6 1–2 addr.	36-88-59	0 0 5 - 6 1 2 1 0 3 0
200–1050 mA settable const. current		
2 × 42 W 48 V DC U _{OUT} 10–40 V		

for more details and components see page 981

Optical accessories

HONEYCOMB LOUVER

TYPE	Ø-H (mm)	ORDER CODE
BO 32	30·3	0 0 7 - 1 9 6 5 1 6 8
BO 45	42·3	0 0 7 - 1 9 6 5 1 8 8
BO 55	50·3	0 0 7 - 1 9 6 5 5 9 8

LUMINOUS FLUX value calculated for
3000K/3500K, colour white, reflector flood
2700K -6 %