

## BETO

suspended

<sup>EN</sup> Luminaire housing from extruded aluminium profile, angular design; extremely slim design (only 42 × 42 mm); no visible screws; surface powder coated; pendant fitting with cable suspension; with integrated tool-less suspension height adjustment; spring clip attachment to the luminaire; freely positionable; with feeder cable; extruded profile for improved thermal management; high-gloss reflector with faceted design; direct / indirect light distribution; indirect light component with integrated PC boards and high-quality lens system for maximum, homogeneous ceiling illumination, optionally separately controllable; energy-efficient LEDs with very good colour rendering

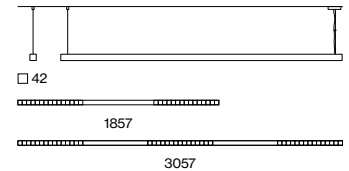
Il Corpo illuminante in profilo di alluminio estruso, modello squadrato; forma estremamente sottile (solo 42 × 42 mm); nessuna vite visibile; verniciatura a polvere; sospeso con cavo a sospensione; altezza regolabile sull'apparecchio, senza utensili; fissaggio sull'apparecchio tramite clip a molla; libertà di posizionamento; con cavo di alimentazione; profilo di alluminio estruso per migliorare il bilancio termico; riflettore ad alta lucentezza con design sfaccettato; emissione diretta / indiretta; luce indiretta con chip dedicati e ottica lenticolare d'alta qualità, per una luminosità estensiva ed omogenea sul soffitto, a scelta con comandi separati; LED ad efficienza energetica con elevata resa cromatica

### Quickinfo

3000 K, 4000 K, TW  
 CRI ≥ 80, 3 SDCM  
 UGR ≤ 16 / 65° ≤ 1500 cd/m<sup>2</sup>  
 up to 148 lm/W  
 L90 @ 50 000 h  
 DALI-2, DALI-2 sensor  
 reflector (UGR ≤ 16)

### Types

BETO suspended



### Colours




luminaire

reflector

### Light distributions



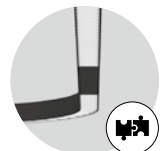
indir. direct  
indirect



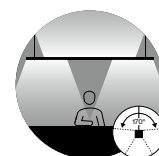
DiiA® standards  
251, 252, 253



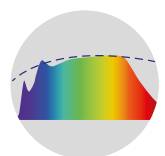
DIN EN 12464-1  
UGR ≤ 19



system  
solution (p. 838)



glare-free direct  
and 170° indirect  
illumination



CRI ≥ 98  
XPECTRUM

### Order options

#### COLOUR TEMPERATURE

3000K	5
4000K	6
tunable white 2700–6500K*	

\*DALI-2 DT8

3000K + TW 2700–6500K*	
4000K + TW 2700–6500K*	

\*DALI-2 DT8 (separately controllable)

#### CONTROL

DALI-2	3
DALI-2 D/I separately control.*	4
DALI-2 sensor	7

\*not for tunable white 1857 mm;  
not for indirect power

#### MATERIAL COLOUR

○ pure white RAL 9010	7
● jet black RAL 9005	8

#### LIGHT OPTIC COLOUR

dark chrome reflector	R
black reflector	B

#### LIGHT OPTIC COVER

reflector (UGR ≤ 16)

### Options on request

#### COLOUR RENDERING INDEX

CRI ≥ 90	
CRI ≥ 98 XPECTRUM	

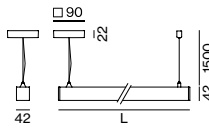
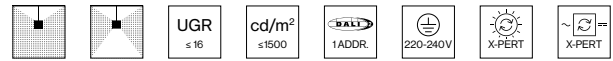
#### CONTROL

Casambi

#### TUNABLE WHITE

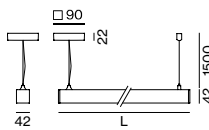

direct light static 3000K or  
4000K and indirect light  
tunable 2700–6500K

### BETO suspended



#### INDIRECT POWER

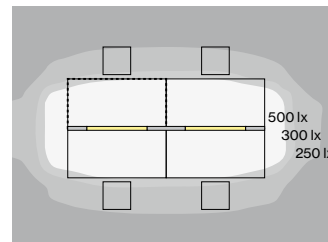
SYS. POWER	COLOUR TEMP.	LUM. FLUX	L (mm)	ORDER CODE
56W	3000K	↑ 7360lm	3457	074-62N9
63W	4000K	↑ 8120lm		
	2700–6500K	↑ 7640lm	3457	074-62N9D



#### DIRECT / INDIRECT POWER

SYS. POWER	COLOUR TEMP.	LUM. FLUX	L (mm)	ORDER CODE
50W	3000K	↓ 3250/↑ 3460lm	1857	074-6246
	4000K	↓ 3580/↑ 3810lm		
54W (2×DALI)	3000K	↓ 3350lm	1857	074-62D654
	2700–6500K	↑ 3120lm		
54W (2×DALI)	4000K	↓ 3540lm	1857	074-62D664
	2700–6500K	↑ 3120lm		
56W (2×)	2700–6500K	↑ 7030lm	1857	074-6246D
88W	3000K	↓ 4870/↑ 6910lm	3057	074-6249
	4000K	↓ 5370/↑ 7630lm		
90W (2×DALI)	3000K	↓ 5020lm	3057	074-62D954
	2700–6500K	↑ 6240lm		
90W (2×DALI)	4000K	↓ 5310lm	3057	074-62D964
	2700–6500K	↑ 6240lm		
93W (2×)	2700–6500K	↑ 12250lm	3057	074-6249D

### Technical data



**BETO** suspended, 88W, 4000K  
direct/indirect power

#### ROOM VALUES

Room dimensions	5.4 × 4 × 2.8 m
Reflection factor	0.7   0.5   0.2
Maintenance factor	0.8
Mounting height	2.25 m

#### CALCULATION SURFACE

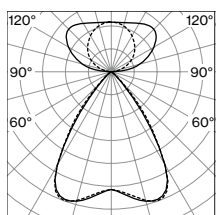
Surface dimensions	1.6 × 0.8
Surface height	0.75
Average illuminance (E <sub>m</sub> )	> 500 lx
Uniformity (U <sub>0</sub> )	> 0.6

#### GLARE EVALUATION

Table Classification X=4H   Y=8H   S=0.25H	
UGR transversal	≤ 19
UGR axial	≤ 19
65° < 1500 cd/m²	



### Light distribution



reflector (UGR ≤ 16)  
direct/indirect power

**LUMINOUS FLUX** value calculated for  
CRI ≥ 80, colour white, reflector chrome;  
reflector black -29%