

BETO system

ceiling / suspended

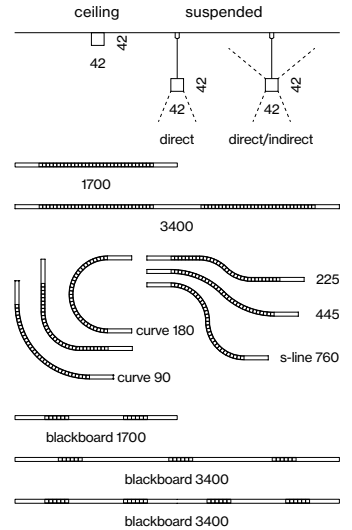
EN Luminaire housing from extruded aluminium profile, angular design (only 42 × 42 mm); no visible screws; for lighting systems; linear, S-shaped or CURVE segment (90° or 180°); powder coated; pendant fitting with cable suspension; height adjustment without tools; with feeder cable; extruded profile for improved thermal management; high-gloss reflector with faceted design; direct or direct / indirect light distribution, or with high-quality aluminum-vaporised micro-faceted reflector for homogeneous vertical lighting intensity; indirect light component with integrated PC boards and high-quality lens system for max., homog. ceiling illumination, separately controllable; energy-eff. LEDs – very good colour rendering

ES Cuerpo de perfil de aluminio con diseño angular (solo 42 × 42 mm); sin tornillos visibles; para sistemas de iluminación; lineal, en forma de S o elemento CURVE (de 90° o 180°); recubierto de polvo; suspendido con cable; altura regulable sin herramientas; incl. cable de alimentación; perfil extruido para una mejor gestión del calor; reflector de alto brillo con óptica facetada; proyección directa o directa / indirecta, o con refl. microfacetado de alta calidad metaliz. con aluminio para iluminación vertical homogénea; componente de luz indir. con plet. propias y ópt. de lente de alta calidad para un alumb. de techo máx. y homog. con control indep.; LED energét. efíc. – excelente reprod. crom./ 50 000h; IP20; CP I; a elegir en variante no atenuable, con control DALI-2 o atenuable con sensor infrarrojo de presencia y luminosidad integrado (DALI)

Quickinfo

3000 K, 4000 K, TW
 CRI ≥ 80, 3 SDCM
 UGR ≤ 19 / 65° ≤ 1500 cd/m²
 L 3400 direct up to 152lm/W
 L 3400 D/I up to 156lm/W
 L 3400 blackboard up to 132lm/W
 L90 @ 50 000 h
 DALI-2, DALI-2 sensor reflector (UGR ≤ 19)


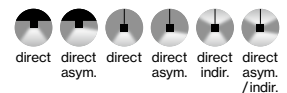
Types



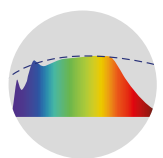
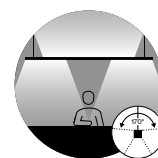
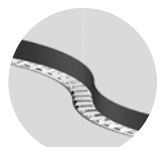
Colours



Light distributions



DiiA® standards
251, 252, 253



Order options

COLOUR TEMPERATURE

3000K	5
4000K	6
tunable white 2700–6500K*	

*DALI-2 DT8

CONTROL

DALI-2	3
DALI-2 sensor*	7

*brightness & presence
only linear 3400 mm (not blackboard)

MATERIAL COLOUR

○ pure white RAL 9010	7
● jet black RAL 9005	8

LIGHT OPTIC COLOUR

dark chrome reflector	R
black reflector*	B

*not available for blackboard wallwash.,
blackboard wallwasher/indirect

LIGHT OPTIC COVER

reflector (UGR ≤ 19)

Options on request

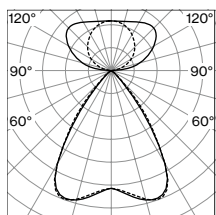
COLOUR RENDERING INDEX

CRI ≥ 90	
CRI ≥ 98 XPECTRUM	

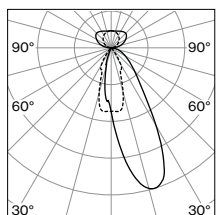
SYSTEM SOLUTION

continuous reflector	
individual length	

Light distributions

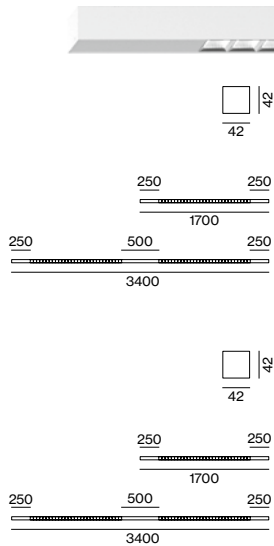


reflector (UGR ≤ 16)
direct/indirect power

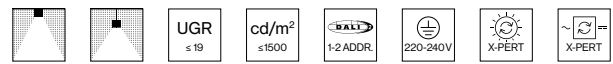


blackboard
direct/indirect

LUMINOUS FLUX value calculated for
CRI ≥ 80, colour white, reflector chrome;
reflector black -29%

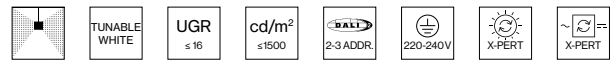


BETO linear ceiling/suspended system



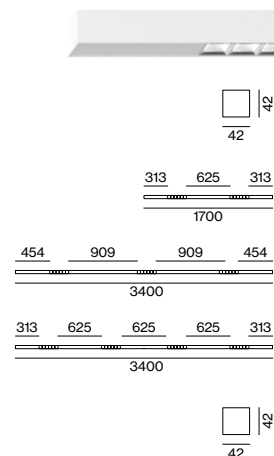
DIRECT

SYS. POWER	COLOUR TEMP.	LUM. FLUX	L (mm)	ORDER CODE
23 W (1×DALI)	3000K	3180 lm	1700	074-6006
46 W (2×DALI)	4000K	3510 lm		
	3000K	6360 lm	3400	074-6009
	4000K	7000 lm		



DIRECT / INDIRECT POWER

SYS. POWER	COLOUR TEMP.	LUM. FLUX	L (mm)	ORDER CODE
52 W (2×DALI)	3000K	↓ 3180 / ↑ 3720 lm	1700	074-6036
	4000K	↓ 3510 / ↑ 4100 lm		
97 W (3×DALI)	3000K	↓ 6360 / ↑ 7350 lm	3400	074-6039
	4000K	↓ 7010 / ↑ 8110 lm		
109 W (3×DALI)	3000K	↓ 6690 lm	3400	074-60D95
	2700–6500K	↑ 7020 lm		
109 W (3×DALI)	4000K	↓ 7080 lm	3400	074-60D96
	2700–6500K	↑ 7020 lm		



BETO linear blackboard ceiling/suspended system



WALLWASHER

SYS. POWER	COLOUR TEMP.	LUM. FLUX	L (mm)	ORDER CODE
48 W (1×DALI)	3000K	4940 lm	1700	074-7706
	4000K	5100 lm		
72 W (2×DALI)	3000K	7420 lm	3400	074-7719
	4000K	7630 lm		
90 W (2×DALI)	3000K	9890 lm	3400	074-7729
	4000K	10180 lm		



WALLWASHER / INDIRECT

SYS. POWER	COLOUR TEMP.	LUM. FLUX	L (mm)	ORDER CODE
76 W (2×DALI)	3000K	↓ 5110 / ↑ 3720 lm	1700	074-7736
	4000K	↓ 5210 / ↑ 4100 lm		
123 W (3×DALI)	3000K	↓ 7670 / ↑ 7600 lm	3400	074-7749
	4000K	↓ 7820 / ↑ 8390 lm		
146 W (3×DALI)	3000K	↓ 10200 / ↑ 7600 lm	3400	074-7759
	4000K	↓ 10400 / ↑ 8390 lm		

More components and accessories

see next page

Order options

COLOUR TEMPERATURE

3000 K	5
4000 K	6

CONTROL

DALI-2	
--------	--

MATERIAL COLOUR

<input type="radio"/> pure white RAL 9010	7
<input checked="" type="radio"/> jet black RAL 9005	8

LIGHT OPTIC COLOUR

dark chrome reflector	R
black reflector	B

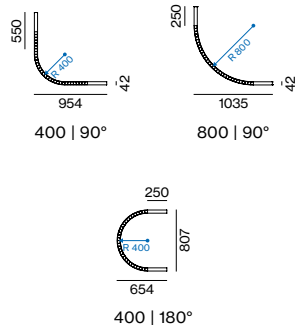
LIGHT OPTIC COVER

reflector (UGR ≤ 16)	
----------------------	--

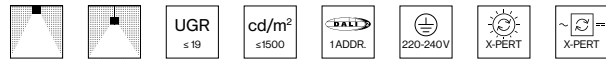
Options on request

COLOUR RENDERING INDEX

CRI ≥ 90	
CRI ≥ 98 XPECTRUM	



BETO curve ceiling/suspended system



DIRECT

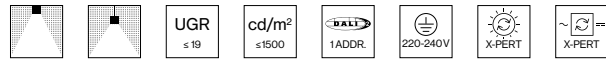
SYS. POWER	COLOUR TEMP.	LUM. FLUX	R (mm)	ORDER CODE
23 W	3000 K	3180 lm	400 90°	074-7101::3
	4000 K	3510 lm		
23 W	3000 K	3180 lm	800 90°	074-7103::3
	4000 K	3510 lm		
23 W	3000 K	3180 lm	400 180°	074-7102::3
	4000 K	3510 lm		



DIRECT/INDIRECT POWER

S. POWER	COLOUR TEMP.	LUM. FLUX	R (mm)	ORDER CODE
53 W	3000 K	↓ 3180 / ↑ 3970 lm	400 90°	074-7131::3
	4000 K	↓ 3510 / ↑ 4380 lm		
53 W	3000 K	↓ 3180 / ↑ 3970 lm	800 90°	074-7133::3
	4000 K	↓ 3510 / ↑ 4380 lm		
53 W	3000 K	↓ 3180 / ↑ 3970 lm	400 180°	074-7132::3
	4000 K	↓ 3510 / ↑ 4380 lm		

BETO s-line ceiling/suspended system



DIRECT

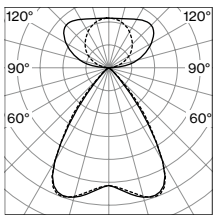
SYS. POWER	COLOUR TEMP.	LUM. FLUX	TYPE	ORDER CODE
23 W	3000 K	3180 lm	225 L	074-7201::3
	4000 K	3510 lm		
23 W	3000 K	3180 lm	225 R	074-7202::3
	4000 K	3510 lm		
23 W	3000 K	3180 lm	445 L	074-7205::3
	4000 K	3510 lm		
23 W	3000 K	3180 lm	445 R	074-7206::3
	4000 K	3510 lm		
23 W	3000 K	3180 lm	760 L	074-7203::3
	4000 K	3510 lm		
23 W	3000 K	3180 lm	760 R	074-7204::3
	4000 K	3510 lm		



DIRECT/INDIRECT POWER

S. POWER	COLOUR TEMP.	LUM. FLUX	TYPE	ORDER CODE
53 W	3000 K	↓ 3180 / ↑ 3970 lm	225 L	074-7231::3
	4000 K	↓ 3510 / ↑ 4380 lm		
53 W	3000 K	↓ 3180 / ↑ 3970 lm	225 R	074-7232::3
	4000 K	↓ 3510 / ↑ 4380 lm		
53 W	3000 K	↓ 3180 / ↑ 3970 lm	445 L	074-7235::3
	4000 K	↓ 3510 / ↑ 4380 lm		
53 W	3000 K	↓ 3180 / ↑ 3970 lm	445 R	074-7236::3
	4000 K	↓ 3510 / ↑ 4380 lm		
53 W	3000 K	↓ 3180 / ↑ 3970 lm	760 L	074-7233::3
	4000 K	↓ 3510 / ↑ 4380 lm		
53 W	3000 K	↓ 3180 / ↑ 3970 lm	760 R	074-7234::3
	4000 K	↓ 3510 / ↑ 4380 lm		

Light distribution



reflector (UGR ≤ 16)
direct/indirect power

LUMINOUS FLUX value calculated for CRI ≥ 80, colour white, reflector chrome; reflector black -29%

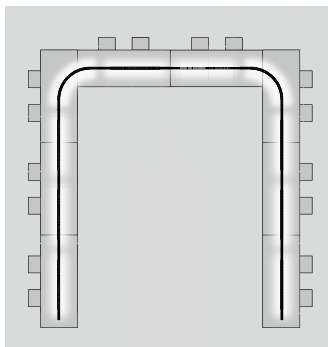
Order options

MATERIAL COLOUR		<input checked="" type="checkbox"/>
○ pure white RAL 9010	7	
● jet black RAL 9005	8	

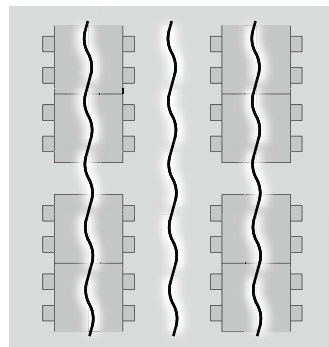
Accessories

END CAPS		
TYPE	end caps (pair)	ORDER CODE 074-609001 <input checked="" type="checkbox"/>
LINEAR CONNECTOR		
TYPE	mechanical linear connector ceiling	ORDER CODE 074-6091110
	mechanical linear connector suspended*	074-6091120
*incl. 1500mm cable suspension		
CORNER CONNECTOR 90°		
TYPE	corner connector 90°	ORDER CODE 074-609121 <input checked="" type="checkbox"/>
incl. through wire 5 × 1.5 mm ² ; order two mechanical linear connectors separately		
BLIND COVER		
TYPE	blind cover 250 mm	ORDER CODE 074-609910 <input checked="" type="checkbox"/>
	blind cover 500 mm	074-609911 <input checked="" type="checkbox"/>
order 1 × blind cover 500 mm for each linear connector and 1 × 250 mm for each end		
CEILING FASTENER / CABLE SUSPENSION / POWER FEEDER		
TYPE	ceiling fastener	L (mm) 67
	cable suspension	1500
	canopy/feeder cable 5 × 1.5 mm ²	1500
	through wire 5 × 1.5 mm ² (10 pieces)	
		ORDER CODE 050-204121 <input checked="" type="checkbox"/>
		005-2152110
		005-221241 <input checked="" type="checkbox"/>
		004-90005
for electrical system configuration see luminaire data sheet at xal.com		

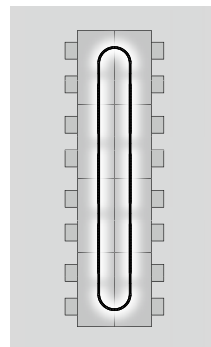
Arrangement examples (top view)



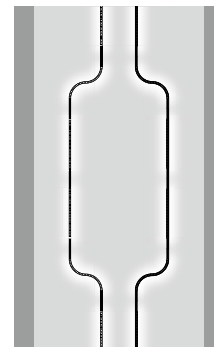
BETO curve 90
conference/seminar



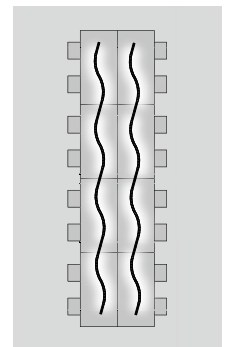
BETO s-line 445
office



BETO curve 180
conference/seminar

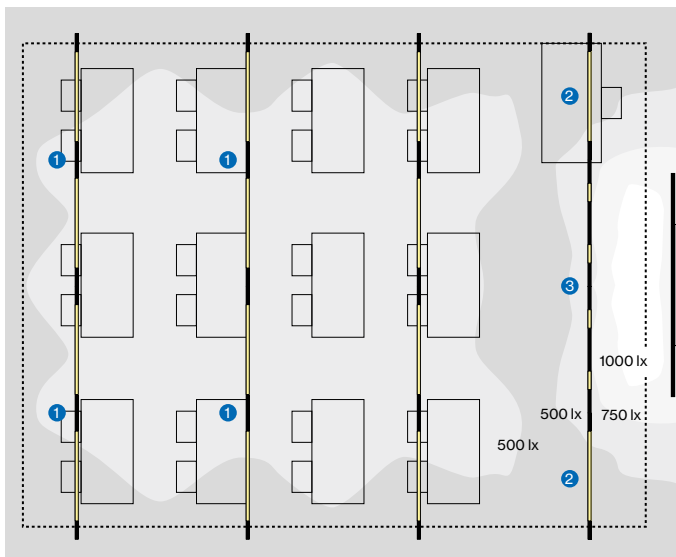


BETO s-line 760
corridor



BETO s-line 445
conference/seminar

Technical data (top view)



- ① **BETO 3400** ceiling system, 46W, 4000K
- ② **BETO 1700** ceiling system, 23W, 4000K
- ③ **BETO 3400** blackboard ceiling system, 90W, 4000K

ROOM VALUES		CALCULATION SURFACE	
Room dimensions	9.5 × 7.5 × 3 m	Surface dimensions	8.5 × 6.5
Reflection factor	0.7 0.5 0.2	Surface height	0.75
Maintenance factor	0.8	Average illuminance (E _m)	> 500 lx
Mounting height	3 m	Uniformity (U ₀)	> 0.6

GLARE EVALUATION	
Table Classification X=4H Y=8H S=0.25H	
UGR transversal	≤ 19
UGR axial	≤ 19