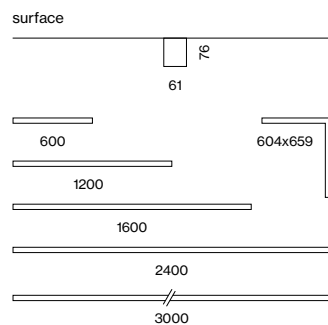




Quickinfo

3000 K, 4000 K
 CRI ≥ 80, 3 SDCM
 up to 2340 lm/m
 up to 125 lm/W
 L90 @ 50 000 h
 DALI-2
 opal, IP 54

Types



Colours



Light distribution



BASO 60 IP54 system


surface

EN Luminaire housing from extruded aluminium profile, angular design; light-tight end caps in aluminium, no visible screws; surface powder coated; suitable for wall or ceiling mounting; luminaire profile (end caps come pre-assembled) can be pre-mounted; remaining luminaire components mounted without tools; closed light insert made of PMMA, consisting of converter unit and circuit board unit; light inset with screwed-on, thus maintenance-friendly, transparent end cap in PMMA; HPO (High Performance Opal) cover for uniform illumination; energy-efficient LEDs with very good colour rendering; IP 67 socket connector system for easy and sealed electrical connection

ES Cuerpo de perfil de aluminio con diseño angular; tapa terminal de aluminio con cierre estanco, ningún tornillo visible; para sistemas de iluminación continuos; superficie con recubrimiento de pintura en polvo; apropiada para montaje en techo y paredes; perfil de luminaria premontable; resto de componentes luminosos montables sin herramienta; elemento de luz cerrado de PMMA, compuesto de convertidor y pletina; elemento de luz con tapa terminal transparente de metacrilato atornillada y de fácil mantenimiento; difusor opal de alta calidad que proporciona una iluminación uniforme; LEDs de alta eficiencia que proporcionan una alta reproducción cromática; conector con casquillo IP 67 para realizar una conexión eléctrica estanca




quick installation



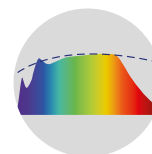
concrete install. housing (p. 946)



single luminaire (p. 558)



dust & splash water protection (IP 54)



CRI ≥ 98 XPECTRUM

Order options

COLOUR TEMPERATURE	☼☼
3000K	5
4000K	6

CONTROL	
DALI-2	

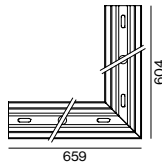

MATERIAL COLOUR	☑
○ traffic white RAL 9016	7
● umbra grey RAL 7022	D

LIGHT OPTIC COVER	
opal high performance	

Options on request

COLOUR RENDERING INDEX	
CRI ≥ 90	

MOUNTING	
concrete installation housing	



BASO 60 IP54 surface

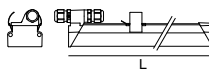
INSTALLATION CHANNEL / CORNER 90° / BLIND COVER

TYPE	L (mm)	ORDER CODE
channel	600	845-400201☑
channel	1200	845-400401☑
channel	1600	845-400501☑
channel	2400	845-400801☑
channel	3000	845-400901☑
corner connector 90°	604x659	845-401121☑
blind cover	600	006-330601☑B
blind cover	1200	006-331201☑B
blind cover	1600	006-331601☑B
blind cover	2400	006-332401☑B
blind cover	3000	006-333001☑B

order installation channel, light inset + mounting accessories separately



LIGHT INSET 60 IP54



SYSTEM POWER	L (mm)	ORDER CODE
11.2W start/run	599	845-4042☼☼30H
22.4W start/run	1198	845-4044☼☼30H
29.9W start/run	1597	845-4045☼☼30H
45W start/run	2396	845-4048☼☼30H
11.2W end	599	845-4052☼☼30H
22.4W end	1198	845-4054☼☼30H
29.9W end	1597	845-4055☼☼30H
45W end	2396	845-4058☼☼30H

COVER	COLOUR TEMP.	SYSTEM POWER	DELIVERED LUMENS	EFFICACY
opal high performance	3000K	18.8W/m	2210lm/m	118lm/W
	4000K	18.8W/m	2340lm/m	124lm/W

Accessories

END CAPS



TYPE	ORDER CODE
end caps (pair)	845-401001☑

LINEAR CONNECTOR



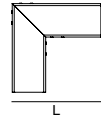
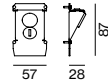
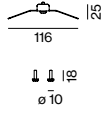
TYPE	ORDER CODE
linear connector (1 piece)	045-4011110
linear connector (10 pieces)	045-4011110.10

FEEDER CABLE / EXTENSION CABLE / CONNECTOR

TYPE	L (mm)	ORDER CODE
feeder cable 2×1.5+2×0.75 mm ²	2000	845-4013240
feeder cable 2×1.5+2×0.75 mm ²	4000	845-4013440
extension cable 2×1.5+2×0.75 mm ²	1200	845-4014140
mini connector 4-pole	-	845-4013040

Order options

NUMBER OF PIECES	
2 pieces	2
3 pieces	3



FRAME 40/MINO 40

HOUSING FOR CONCRETE INSTALLATION

TYPE	L (mm)	ORDER CODE
FRAME 40 trim	3010	005-41356
MINO 40	3010	005-41356

MOUNTING SET

TYPE	ORDER CODE
FRAME 40 trim	035-0602
MINO 40	034-0602

up to 900 mm: 2 pieces / up to 1500 mm: 3 pieces / up to 3000 mm: 2 x 2 pieces

END CAPS


TYPE	ORDER CODE
end caps (pair)	005-41236

LINEAR CONNECTOR

TYPE	ORDER CODE
linear connector (1 piece)	005-41166
linear connector (10 pieces)	005-41166.10

CORNER CONNECTOR 90°

TYPE	L (mm)	ORDER CODE
FRAME 40 trim	140	035-06016
MINO 40	140	035-06016



Note
only for installation in concrete ceilings
no use for wall installation (only on request)

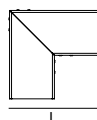
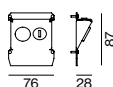
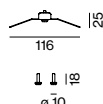
CONCRETE installation housing

EN Concrete casting made of aluminium profile, designed for continuous lighting systems

ES Carcasa empotrable en hormigón de perfil aluminio, diseñada para sistemas iluminación continuos

Order options

NUMBER OF PIECES	
2 pieces	2
3 pieces	3



FRAME 60/MINIMAL 60/MINO 60/BASO 60

HOUSING FOR CONCRETE INSTALLATION

TYPE	L (mm)	ORDER CODE
FRAME 60 trim	3000	005-41346
BASO 60 IP54 trim	3000	005-41346
MINIMAL 60 trimless	3000	005-41346
MINO 60 ceiling	3000	005-41446
BASO 60 IP54 surface	3000	005-41446

MOUNTING SET

TYPE	ORDER CODE
FRAME 60 trim	035-0600
BASO 60 IP54 trim	035-0600
MINIMAL 60 trimless	036-0400
MINO 60 ceiling	034-0400
BASO 60 IP54 surface	034-0400

up to 900mm: 2 pieces / up to 1500mm: 3 pieces / up to 3000mm: 2 x 2 pieces

END CAPS

TYPE	ORDER CODE
end caps (pair)	005-41246

LINEAR CONNECTOR

TYPE	ORDER CODE
linear connector (1 piece)	005-41166
linear connector (10 pieces)	005-41166.10

CORNER CONNECTOR 90°

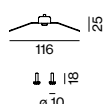
TYPE	L (mm)	ORDER CODE
FRAME 60 trim	142	035-04016
BASO 60 IP54 trim	142	035-04016
MINIMAL 60 trimless	146	036-04016
MINO 60 ceiling	157	034-04016
BASO 60 IP54 surface	157	034-04016

FRAME 100/MINIMAL 100/MINO 100

HOUSING FOR CONCRETE INSTALLATION



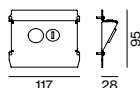
TYPE	L (mm)	ORDER CODE
FRAME 100 trim	3000	005-41366
MINIMAL 100 trimless	3000	005-41366
MINO 100 ceiling	3000	005-41466



MOUNTING SET

TYPE	ORDER CODE
FRAME 100 trim	035-0600
MINIMAL 100 trimless	036-0500
MINO 100 ceiling	034-0400

up to 900mm: 2 pieces / up to 1500mm: 3 pieces / up to 3000mm: 2x2 pieces



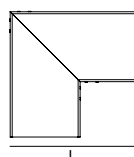
END CAPS

TYPE	ORDER CODE
end caps (pair)	005-41266



LINEAR CONNECTOR

TYPE	ORDER CODE
linear connector (1 piece)	005-41166
linear connector (10 pieces)	005-41166.10



CORNER CONNECTOR 90°

TYPE	L (mm)	ORDER CODE
FRAME 100 trim	202	035-05016
MINIMAL 100 trimless	207	036-05016
MINO 100 ceiling	207	034-05016