XAL 22

EN FR



Spotlights & Downlights

UNICO
recessed

linear
52

square
62

ceiling

linear
70

square
74

44

SPIO
recessed

60 round
NEW **90**

86

wall surface

linear
NEW **78**

wall recessed

square
NEW **82**

CAVO
recessed

round
100

square
100

linear
104

96

SASSO
recessed

40 round
NEW **116**

60 round
120

60 round
sensor
NEW **124**

60 round
emergency light
NEW **124**

60 square
134

100 round
122

100 square
136

108

semi-recessed

60/100 round
140

60/100 square
150

ceiling

60/100 round
142

60/100 square
152

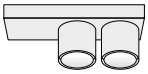
60 round base
160

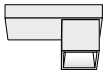
60 square base
160

suspended

60/100 round
156

60 round
NEW **156**

wall

60 direct
NEW **164**

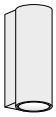
60 direct/indirect
NEW **164**

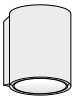
100 direct
NEW **164**

100 direct/indirect
NEW **164**

SASSO PRO
recessed

80 flush
172

80 offset
172

100 flush
174

100 offset
174

168

MOVE IN
recessed

32 round
NEW **184**

45 round
NEW **184**

32 round flex
NEW **186**

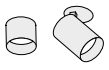
45 round flex
NEW **186**

45 square
NEW **190**

180

TWIST
recessed

recessed
194 NEW **196**

SPADO
recessed

100 round
200 **202**

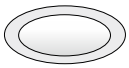

150 round
202

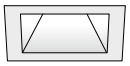

150 square
202

SQUADRO
recessed

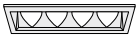

wallwasher
208 **212**

track

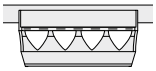

wallwasher
216

BO
semi-recessed

32
222 **226**

45
226

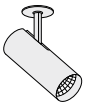

55
226

surface

32
226

45
226

55
226

surface

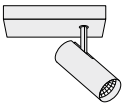

45 base
234

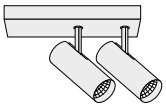

45 base
234

track

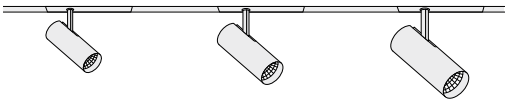

32
238

45
238

55
238

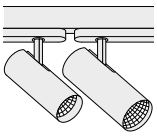

55/70
244

VARO
track

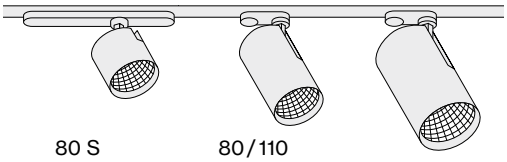

80 S
248 **250**

80/110
258

258

PABLO
track

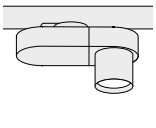

basic/focus
264 **268**

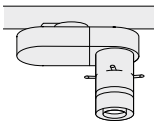

shutter/iris/gobo
270

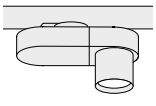

colour tune
274

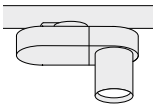

multilens
NEW **278**

TULA
suspended

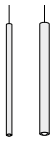

nano/micro
280 NEW **282**

ARY
suspended

rod
288 **290**

cable
296

shade
296

TRACK
3-phase

recessed
300 **305**

surface
306

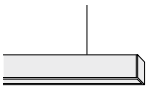

suspended
306

high surface
307

high suspended
307

round surface
308

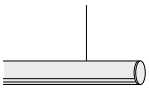

round suspended
308

Luminaires

MITA
recessed

circle 160
314 NEW **316**

circle
NEW **320**

square
NEW **326**

ceiling

circle
NEW **330**

COMBO
recessed

trim
334 **336**

VELA
surface

surface
342 **344**

suspended

suspended
348

SONO
recessed

recessed
356 **360**

surface

surface
364

loop
surface
370

FLOW
surface


surface
374 **376**

JANE
semi-recessed
surface
suspended

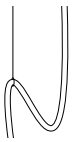
380 NEW **384**

DESO
suspended

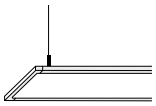
suspended
394 NEW **396**

TASK
surface

round/
acoustic
400 **404**

square/
acoustic
416

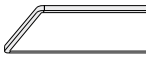
ceiling
424

suspended

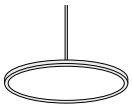
round/
acoustic
410

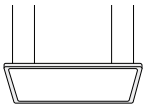
square/
acoustic
420

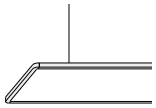
suspended
428

suspended

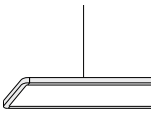
S suspended
432

wall

wall
436

free standing

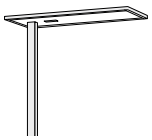
free standing
440

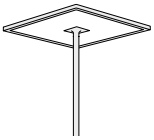
square
446

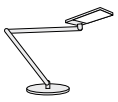
table
452

BETO
suspended

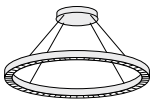
circle
460 NEW **464**

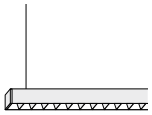
suspended
470

free standing

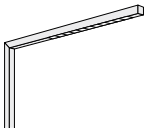
free standing
476

SETA
suspended

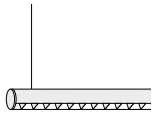
suspended
484 NEW **486**

LENO
recessed
semi-recessed


trim
490 **492**


trimless
492

semi-recessed
496

surface

surface
500

suspended

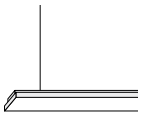
suspended
504

MINIMAL
recessed
trimless

60/100
508 **510/512**

FRAME
recessed
trim



40/60/100
516 **518/520/522**

CANYON
recessed
trim offset

60
526 **528**

MINO
surface/
suspended

40/60/100
532 **534/544/552**

BASO
recessed
trim

surface

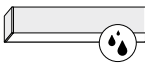

60 60
556 **558** **564**

TUBO
surface

suspended

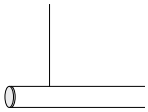

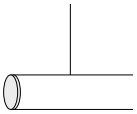

60 100 60 100
568 NEW **572** **576** NEW **572** **576**

INO
suspended

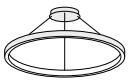

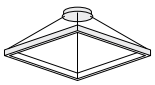

circle square
580 **584** **590**

MINO CIRCLE
ceiling

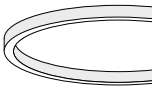

suspended

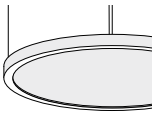

ceiling/ suspended/
acoustic acoustic
594 **596** **598**

LITO
suspended

60
610 **612**

SONIC
suspended

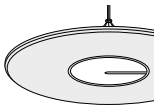

free standing

suspended/ free standing/
acoustic acoustic
616 **618** **624**

LINEA
wall

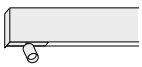

wall
632 NEW **634**

HEX-O
ceiling

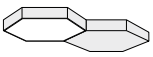

suspended

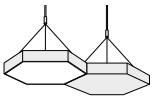

ceiling/ suspended/
acoustic acoustic
638 **642** **646**

MUSE
acoustic
suspended

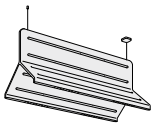

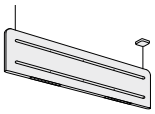

double light light/baffle
654 **658** **664**

STRETTA
surface

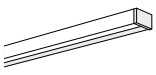

surface
670 **672**

CORNER
surface



surface
676 **678**

RECOVER
wall

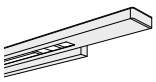

wall
682 **686**

Systems

MOVE IT 25
recessed
surface
suspended

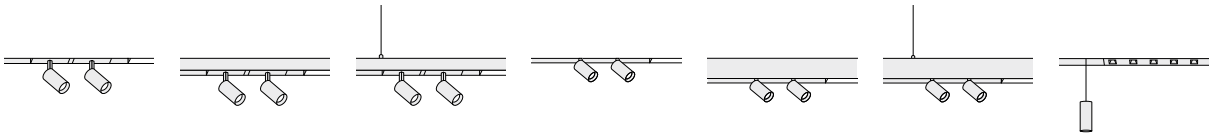

694

25 S recessed	25 S surface	25 S suspended	25 recessed	25 surface	25 suspended	insets
701	**702**	**702**	**705**	**706**	**706**	**710**

MOVE IT 45
recessed
surface
suspended

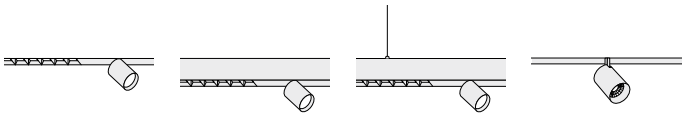

778

45 recessed	45 surface	45 suspended	insets
785	**786**	**786**	**790**

TASK
suspended

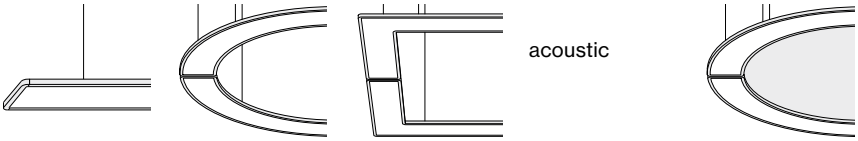

808

S suspended	circle	angular	acoustic	inlay
812	**820**	**826**		**820 / 826**

BETO
ceiling

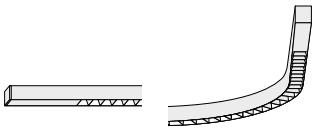

834

ceiling	curve ceiling	suspended	suspended	curve susp.
838	**838**		**838**	**838**

SETA
ceiling

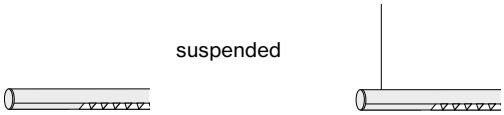

850

ceiling	suspended
NEW → **854**	NEW → **854**

LENO
recessed
semi-recessed



858

trim	trimless	semi-recessed	surface	suspended
862	**866**	**870**	**874**	**876**

MINIMAL
recessed
trimless

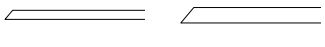

878

60	100
880	**882**

FRAME
recessed
trim



888

40	60	100
890	**892**	**898**

CANYON
recessed
trim offset

902

60
904

MINO
ceiling

40	60	60 curve	100
912	**914**	**916**	**928**

908

suspended

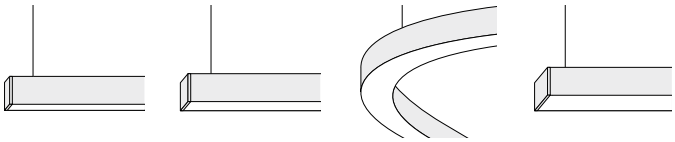

40	60	60 curve	100
912	**914**	**916**	**928**

BASO
recessed trim



surface

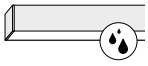

60	60
936	**940**

934

TUBO
surface

suspended

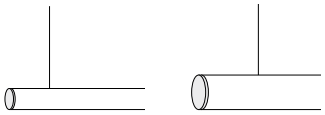

60	100	60	100
NEW **952**	**954**	NEW **952**	**954**

948

LINEA
wall



wall
NEW **960**

958

Controls

DALI-2 control

970

Professional building management

976

Casambi

NEW **978**

DIN rail components

NEW **980**

Know-How

982

Product Index

A

	PAGE
ARY cable suspended	296
ARY rod suspended	290

B

	PAGE
BASO 60 IP 54 surface	564
BASO 60 IP 54 surface system	940
BASO 60 IP 54 trim	558
BASO 60 IP 54 trim system	936
BETO circle suspended	464
BETO free standing	476
BETO suspended	470
BETO linear ceiling system	838
BETO linear suspended system	838
BETO curve ceiling system	840
BETO curve suspended system	840
BETO s-line ceiling system	840
BETO s-line suspended system	840
BO 32 semi-recessed	226
BO 32 surface	226
BO 32 intrack	238
BO 45 base surface	234
BO 45 semi-recessed	226
BO 45 surface	226
BO 45 intrack	238
BO 55 semi-recessed	226
BO 55 surface	226
BO 55 intrack	238
BO 55 track	244
BO 70 track	244

C

	PAGE
CANYON 60 trim offset	528
CANYON 60 trim offset system	904
CAVO linear	104
CAVO round	100
CAVO square	100
COMBO trim	336
CORNER surface	678

D

	PAGE
DESO suspended	396

F

	PAGE
FLOW surface	376
FRAME 40 trim	518
FRAME 40 trim system	890
FRAME 60 trim	520
FRAME 60 trim system	892
FRAME 100 trim	522
FRAME 100 trim system	898

H

	PAGE
HEX-O ceiling	642
HEX-O suspended	646

I

	PAGE
INO circle suspended	584
INO TRIPLE circle suspended	584
INO square suspended	590

J

	PAGE
JANE semi-recessed	384
JANE surface	384
JANE suspended	384

L

	PAGE
LENO semi-recessed	496
LENO semi-recessed system	870
LENO surface	500
LENO surface system	874
LENO suspended	504
LENO suspended system	876
LENO trim	492
LENO trim system	862
LENO trimless	492
LENO trimless system	866
LINEA wall	634
LINEA wall system	960
LITO 60 suspended	612

M

	PAGE
MINIMAL 60 trimless	510
MINIMAL 60 trimless system	880
MINIMAL 100 trimless	512
MINIMAL 100 trimless system	882
MINO 40 surface	534
MINO 40 ceiling system	912
MINO 40 suspended	536
MINO 40 suspended system	912
MINO 60 CURVE ceiling system	916
MINO 60 CURVE suspended system	916
MINO 60 surface	544
MINO 60 ceiling system	914
MINO 60 suspended	548
MINO 60 suspended system	914
MINO 100 surface	552
MINO 100 ceiling system	928
MINO 100 suspended	554
MINO 100 suspended system	928
MINO CIRCLE ceiling	596
MINO CIRCLE suspended	598
MINO CIRCLE acoustic elements	606
MITA circle 160 recessed	314
MITA circle 240/450 recessed	320
MITA circle ceiling	330
MITA square recessed	326
MOVE IT 25 S system	700
• JUST 32/45/55 spotlight inset	710
• PIVOT graphic light inset	720
• FLEXTRACK system extension	730
• ARY rod decorative light inset	734
• ARY cable decorative light inset	736
• TULA decorative light inset	742
• PAL decorative light inset	748
• w201 Extra small pendant	752
• WALLWASHER linear inset	764
• WALL GRAZER/BATWING linear inset	768
MOVE IT 25 system	704
• JUST 32/45/55 spotlight inset	710
• PIVOT graphic light inset	720
• FLEXTRACK system extension	730
• ARY rod decorative light inset	734
• ARY cable decorative light inset	736
• TULA decorative light inset	742
• PAL decorative light inset	748
• w201 Extra small pendant	752
• SPOT LINE/OPAL linear inset	754
• WALLWASHER linear inset	764
• ACOUSTIC elements	772
MOVE IT 45 system	784
• OPAL/MICROPRISMATIC linear inset	790
• L1 – 6 linear inset 45	792
• L10 office linear inset 45	793
• L24 office linear inset 45	793
• JUST 45/55 spotlight inset	802
• ACOUSTIC elements	806
MOVE IN 32 round flex recessed	186
MOVE IN 32 round recessed	184
MOVE IN 45 round flex recessed	186
MOVE IN 45 round recessed	184
MOVE IN 45 square recessed	190
MUSE double light suspended	658
MUSE light / baffle suspended	664

P

	PAGE
PABLO basic track	268
PABLO colour tune track	274
PABLO focus track	268
PABLO gobo track	271
PABLO multilens track	278
PABLO iris track	270
PABLO shutter track	270
PABLO tunable white track	274

R

	PAGE
RECOVER wall	686

S

	PAGE
SASSO 40 round recessed	116
SASSO 60 base ceiling	160
SASSO 60 round recessed	120
SASSO 60 round semi-recessed	140
SASSO 60 round ceiling	142
SASSO 60 round emergency light	124
SASSO 60 round sensor	124
SASSO 60 round suspended	156
SASSO 60 round wall	164
SASSO 100 round wall	164
SASSO 60 square recessed	134
SASSO 60 square semi-recessed	150
SASSO 60 square ceiling	152
SASSO 100 round recessed	122
SASSO 100 round semi-recessed	140
SASSO 100 round ceiling	142
SASSO 100 round suspended	156
SASSO 100 square recessed	136
SASSO 100 square semi-recessed	150
SASSO 100 square ceiling	152
SASSO PRO 80 flush recessed	172
SASSO PRO 80 offset recessed	172
SASSO PRO 100 flush recessed	174
SASSO PRO 100 offset recessed	174
SETA suspended	486
SETA suspended system	854
SONIC free standing	624
SONIC suspended	618
SONO flex trim	360
SONO IP54 surface	364
SONO loop IP54 surface	370
SONO surface	364
SPADO 100 round recessed	202
SPADO 150 round recessed	202
SPADO 150 square recessed	202
SPIO 60 round recessed	90
SQUADRO wallwasher recessed	212
SQUADRO wallwasher track	216
STRETTA surface	672

T

	PAGE
TASK acoustic elements	456
TASK ceiling	424
TASK free standing	440
TASK round surface	404
TASK round suspended	410
TASK angular suspended	826
TASK circle suspended	820
TASK S suspended	432
TASK S suspended system	812
TASK square free standing	446
TASK square surface	416
TASK square suspended	420
TASK suspended	428
TASK table	452
TASK wall	436
TRACK 3-phase recessed	305
TRACK 3-phase surface	306
TRACK 3-phase suspended	306
TRACK 3-phase high surface	307
TRACK 3-phase high suspended	307
TRACK 3-phase round surface	308
TRACK 3-phase round suspended	308
TUBO 60 surface	572
TUBO 60 surface system	952
TUBO 60 suspended	572
TUBO 60 suspended system	952
TUBO 100 surface	576
TUBO 100 surface system	954
TUBO 100 suspended	576
TUBO 100 suspended system	954
TULA micro suspended	282
TULA nano suspended	282

U

	PAGE
UNICO linear recessed	52
UNICO linear ceiling	70
UNICO square ceiling	74
UNICO square recessed	62
UNICO wall surface	78
UNICO wall recessed	82

V

	PAGE
VARO 80 S track	250
VARO 80 track	258
VARO 110 track	258
VELA surface	344
VELA suspended	348

Lighting without limits



EN It all begins with a passion for light. For more than 30 years, XAL has been working with lighting designers and architects to develop custom luminaires of the highest technical standard, which impress with their style and aesthetics. There is always one goal: to push the boundaries of the technically feasible, enabling visionary designs. We can meet this challenge because our employees in our design labs as well as in our production and sales locations around the world deliver top performance. Being on-site for our customers is essential for mutual success. Thanks to organisational efficiency and high in-house production depth, we can tailor our response to the needs of our customers and continuously expand our existing product portfolio. Meeting seemingly impossible challenges is our daily motivation and inspiration. From novel concept to luminaire innovation: a path created by crossing borders. **Lighting without limits.**

FR Tout a commencé par une passion pour la lumière. Depuis plus de 30 ans que XAL développe en collaboration avec des concepteurs Lumières et des architectes, des luminaires à la pointe de la technologie qui séduisent par leur style et leur esthétique. Et toujours avec un même objectif : dépasser les limites de ce qui est techniquement possible et permettre ainsi l'élaboration de concepts visionnaires. Nous pouvons relever ce défi parce que nos employés dans nos laboratoires de conception, de production et dans nos points de vente du monde entier offrent des performances optimales. Notre présence aux cotés de nos clients est un critère essentiel pour une réussite commune. Grâce à l'efficacité organisationnelle et à un degré élevé de production en interne, nous sommes en mesure de répondre aux besoins individuels de nos clients et d'élargir continuellement notre portefeuille de produits existants. Recevoir des demandes apparemment impossibles à réaliser est pour nous un moteur et un facteur d'inspiration quotidien. Partir d'un nouveau concept jusqu'à l'innovation d'un éclairage : un chemin qui se dessine en dépassant les frontières. **Lighting without limits**

Aertssen Logistics Beveren, BE
Architecture by Mertens Architecten
Lighting and Interior Design by Eef Debeuf p. 18

The Gherkin London, UK
Architecture by Foster + Partners
Lighting Design by Zoe Faulkner, Troup Bywaters + Anders p. 24

Chanel Paris, FR
Architecture by ORY Architecture
Lighting Design by Distylight p. 30

Press Glass Headquarters Konopiska, PL
Architecture by Tomasz Konior, Konior Studio p. 36

Design Lab

EN Light and design merge in our Barcelona Creative Lab (BCL). The location is in close contact with the XAL Competence Center (XALcc) in Graz – two worlds that inspire and complement each other. Our employees research and extrapolate trends and develop concepts at the highest level of lighting technology. We work with international lighting designers and architects, continually striving to explore boundaries and make challenging designs possible. Courage and openness are our Design Lab's values that generate ground-breaking innovations.

FR Au XAL Hotspot de Barcelone, la lumière et le design fusionnent. Ce site est en communication étroite avec le siège de XAL à Graz, en Autriche – deux mondes qui s'inspirent mutuellement et se complètent. Nos collaborateurs explorent les tendances, les approfondissent et développent des concepts à la pointe de la technologie de l'éclairage. Nous travaillons à cet effet avec des concepteurs d'éclairage et des architectes internationaux, avec l'objectif constant d'explorer les limites et de rendre possible la réalisation de projets exigeants. Le courage et l'ouverture d'esprit sont dans notre laboratoire de design les valeurs qui nous permettent la réalisation d'innovations phares.



iF DESIGN AWARD 2020 · reddot winner 2020 · GOOD DESIGN · darc awards ARCHITECTURAL SHORTLISTED · GERMAN DESIGN AWARD WINNER 2019 · DESIGN PLUS

Research & Engineering

EN Our Competence Center provides the laboratory infrastructure needed to turn bold ideas into revolutionary products. Design prototypes are gradually perfected up to the assembly test at XAL HQ in terms of technology, economy, and design. As all relevant development, testing, and manufacturing processes are carried out in-house, we can implement custom designs and meet unique customer requirements quickly and flexibly. The results speak for themselves. We have over 70 registered patents worldwide and a continuously growing product portfolio that delivers exceptional performance.

FR Notre centre de compétences offre l'infrastructure de laboratoire nécessaire pour créer des produits révolutionnaires à partir d'idées audacieuses. Dans le quartier général de XAL, les prototypes de design sont perfectionnés étape par étape sur le plan technologique, économique et artistique, jusqu'au test de montage. Comme tous les processus de développement, de test et de fabrication sont réalisés par nos soins dans nos propres locaux, nous pouvons également mettre en œuvre facilement et de manière flexible des fabrications spéciales et des souhaits particuliers des clients. Les résultats parlent d'eux-mêmes : plus de 70 brevets déposés dans le monde entier et un portefeuille de produits en croissance continuelle qui réalise des performances extraordinaires.

In-house Manufacturing

EN We are certain that the highest quality and flexibility can only be achieved through in-house expertise along the value chain. That is why we manufacture almost exclusively in-house with state-of-the-art production technologies, at our own locations in Austria, Slovenia, and the USA. Every step is carried out in our modern production facilities – from electronics production, turning, milling, laser engraving, and die-casting to the final powder coating and finishing. This grants us maximum quality control, even for one-off and bespoke products and allows us to react with agility to customer requirements.

FR Nous sommes persuadés qu'une qualité et une flexibilité maximales ne peuvent être obtenues que par une expertise propre tout au long de la chaîne de valeur. C'est pourquoi nous produisons presque exclusivement en interne, en utilisant les technologies de fabrication les plus modernes sur nos propres sites en Autriche, en Slovénie, en Inde et aux États-Unis. Depuis la fabrication des éléments électroniques, en passant par le tournage, le fraisage, la gravure au laser, le moulage sous pression et jusqu'au thermolaquage et à la finition, chaque étape est réalisée dans nos propres sites modernes de production. Ainsi, nous avons un contrôle maximal de la qualité, y compris pour des fabrications individuelles et spéciales, et nous sommes capables de répondre avec flexibilité aux souhaits des clients.

Quality Labs

EN Our many years of LED know-how ensure top workmanship throughout the entire production process. LEDs are subjected to a precise spectrometric analysis on delivery. Extensive quality tests are carried out in all areas, from PCB production on the optimum production line, in the high-end ESD assembly areas, to the finished product. XAL's light laboratory uses near-field goniophotometers to measure whether luminous flux and light distribution meet the requirements. All luminaires are tested for their electromagnetic compatibility in the EMC chamber. The exact measurement of the colour temperature and efficiency of the luminaire is also essential. This is how we optimise each product for its specific application.

FR Notre savoir faire en matière de LEDs remonte à de longues années et garantit la meilleure qualité de fabrication tout au long du processus de production. Dès leur réception, les LEDs sont soumis à une analyse spectrométrique précise. Des tests de qualité approfondis sont réalisés dans tous les domaines, depuis la production de platines sur la ligne de fabrication optimale, en passant par les domaines High-End-ESD-Assembly et jusqu'au produit fini. Dans le laboratoire d'éclairage XAL, nous réalisons des mesures à l'aide d'un photogoniomètre en champ proche pour déterminer si le flux lumineux et la distribution de la lumière satisfont aux exigences. Dans la chambre CEM, tous les luminaires sont testés quant à leur compatibilité électromagnétique. La mesure exacte de la température de couleur et celle de l'efficacité énergétique du luminaire sont également essentielles. Ainsi, nous optimisons chaque produit pour son domaine d'utilisation spécifique.

Customised Solutions

EN Some visions fill space; others create it. Even the most extensive product portfolio cannot always meet a design's specific requirements. That is why we work with you to develop bespoke lighting solutions that are precisely tailored to the architectural and aesthetic needs of your project. Depending on the size of the project, we implement both minor adaptations to existing XAL products and designs of completely new innovations.

FR Certaines visions prennent beaucoup de place – d'autres en créent. Même le plus grand portefeuille de produits ne peut pas toujours répondre aux exigences spécifiques d'un projet. C'est pourquoi nous développons en collaboration avec vous des solutions d'éclairage individuelles qui s'adapteront exactement aux exigences architecturales et esthétiques de votre projet. En fonction de la taille du projet, nous réalisons tant de petits ajustements de produits XAL existants que des développements totalement nouveaux.

Acoustic Planning

EN A quiet working environment boosts concentration, reduces errors, and improves the efficiency and quality of work. Whether for a new construction or acoustic retrofitting, our room-acoustics experts help you with tailored and standard-compliant acoustic planning. We have different methods for this, from simple calculations to 3D simulations with realistic soundwave propagation to exact on-site sound measurements. We create a holistic lighting and acoustic concept in close coordination with you and our lighting design team. This delivers the best balance between lighting, ambience, and room-acoustic conditions.

FR Un cadre de travail calme améliore la concentration, réduit les erreurs et accroît l'efficacité et la qualité du travail. Dans le neuf comme dans la rénovation acoustique : nos experts en acoustique des locaux se révèlent précieux au moment de planifier l'acoustique de manière personnalisée et en conformité avec les normes. Nous recourons pour ce faire à diverses méthodes de travail : du simple calcul aux mesures acoustiques exactes sur place, en passant par les simulations 3D avec propagation réaliste des ondes sonores. Dans le cadre d'une collaboration étroite avec vous et notre équipe de spécialistes de la lumière, nous mettons au point un concept global qui allie l'éclairage et l'acoustique. Nous sommes ainsi capables de trouver le juste équilibre entre lumière, ambiance et conditions acoustiques du local concerné.

Sustainability

EN As a company, we see ourselves as part of a larger whole to which we are committed – now, and for a future worth living. Climate protection has always been a focus of our work, not only because our products can make a significant contribution to improving our customers' environmental footprint but also because we are continuously reducing our emissions, for example by setting up and using our own photovoltaic systems, climate-conscious business travel management, and switching to e-mobility. Social responsibility is just as important to us as ecological responsibility, which is why we have anchored sustainability as a fundamental principle of our actions across all organisational levels. In 2019 we joined the UN Global Compact initiative whose principles guide our interactions with each other and our communities, our supply chain management, and our resource strategies. We believe our actions and our products' lifecycles must be traceable and transparent, which is why we welcome the continuous tightening of ecodesign standards at the EU level, such as most recently the new EPREL requirements. Among other initiatives, we make our ISO certification for environmental management, our corporate social responsibility ranking conducted by EcoVadis, and an increasing number of environmental product declarations available to our stakeholders. This is what we do to help improve the quality of life for everyone.

FR En tant qu'entreprise, nous nous considérons comme partie d'un tout, dont nous sommes les obligés, aujourd'hui et pour un avenir qui vaille la peine d'être vécu. Depuis toujours, la protection du climat est l'un des axes prioritaires de notre travail : non seulement parce que la contribution de nos produits à l'amélioration des bilans climatiques de nos clients est considérable, mais également parce que nous nous employons sans relâche à réduire nos propres émissions à travers la construction et l'exploitation de nos propres installations photovoltaïques, l'adoption d'un mode de gestion des déplacements professionnels respectueux du climat et le passage à la mobilité électrique par exemple. Notre responsabilité sociale nous importe tout autant que nos devoirs envers l'environnement, aussi avons-nous fait du développement durable un volet central de notre action à tous les échelons de l'organisation. Depuis 2019, nous sommes adhérents à l'initiative du Pacte mondial des Nations unies, dont les principes dictent nos relations les uns avec les autres ainsi qu'avec notre environnement, la gestion de notre supply chain et de nos stratégies en matière de ressources. Convaincus que nos actions et le cycle de vie de nos produits doivent être compréhensibles et transparents, nous nous félicitons du renforcement continu des normes en matière d'éco-conception au niveau de l'UE, comme avec les nouvelles exigences EPREL récemment publiées. Nous mettons notamment à la disposition de nos partenaires commerciaux notre certification ISO pour le management environnemental, notre classement en matière de responsabilité sociale des entreprises établi par EcoVadis et des déclarations de produits environnementales en quantité toujours croissante ; ainsi œuvrons-nous à améliorer la qualité de vie de tous.



Guarantee

EN We trust our products. You can too. Guaranteed. XAL luminaires are manufactured to meet the highest standards. Today, tomorrow, and in five years' time. Since we are certain of this thanks to state-of-the-art development and production processes and sustainable technologies, you will automatically enjoy our 5-year guarantee.

FR Nous avons pleinement confiance en nos produits. Vous pouvez vous aussi vous y fier. C'est garanti. Les luminaires XAL sont fabriqués de sorte à satisfaire aux plus strictes exigences. Aujourd'hui et demain comme dans cinq ans. Nous avons une telle confiance dans nos processus de développement et de production de pointe et de technologies durables que nous vous faisons automatiquement bénéficier de notre garantie de 5 ans.

Support across all project phases

EN Planning a lighting system is often complex. Benefit from our many years of experience in modern lighting systems and use XAL's lighting planning service for your complete bespoke solution. Our internal planning department supports you with lighting planning and luminaire selection, as well as with choosing the right control system. We help you with the installation and commissioning of your lighting system. This includes expert installation and programming of all luminaires so you can manage them centrally right away. We also provide RELUX, DIALux, and REVIT support, as well as installation videos and after-sales services. We are pleased to offer you a webchat on xal.com to answer your enquiries even better and faster.

FR La planification d'une installation d'éclairage n'est souvent pas une mince affaire. Profitez de nos longues années d'expérience dans le domaine de l'éclairage avec des systèmes modernes et faites appel au service de planification de l'éclairage XAL pour une solution complète personnalisée. Notre service interne de planification vous assiste dans la conception de l'éclairage, le choix des luminaires et la décision quant au système de commande idoine. Nous vous aidons à monter votre système d'éclairage et à le mettre en service. L'installation et la programmation expertes de tous les luminaires sont notamment incluses, afin que vous puissiez immédiatement les commander de manière centralisée. Qui plus est, notre offre est assortie d'une assistance RELUX, DIALux et REVIT, sans oublier des vidéos de montage et des services après-vente. Nous avons également le plaisir de vous proposer, sur xal.com, un webchat où nous répondons encore mieux et plus rapidement à toutes vos interrogations.

Digital Services Solution

EN Get the most out of your building with a lighting system that thinks for itself. Whether you want to reduce your energy consumption or create a healthy room atmosphere using modern sensor technology, our XAL Digital-Service-Solutions team can help you develop a customised lighting control system or integrate our luminaires into an existing building management system. We accompany you from the selection of the appropriate control system to programming and commissioning, as well as evaluation of building data to optimise building utilisation and energy consumption.

FR Tirez le meilleur de votre bâtiment : avec un système d'éclairage qui pense par lui-même. Que vous entendiez réduire votre facture d'énergie ou créer une ambiance saine au moyen de capteurs modernes, l'équipe Digital-Service-Solutions de XAL vous aide en concevant une commande d'éclairage sur mesure ou en intégrant nos luminaires à un système domotique déjà en place. Du choix du système de commande adéquat à la programmation et à la mise en service ainsi qu'à l'évaluation des données du bâtiment en vue d'optimiser l'exploitation du bâtiment et la consommation d'énergie, nous vous accompagnons de bout en bout.



Around the world

EN We are always near you. Our international sales offices enable us to work with lighting designers and architects all over the world. The international exchange and shared passion for light have shaped the cosmopolitanism that characterises XAL. Today we develop and produce innovative luminaires on three continents and supply our customers worldwide.

FR Nous sommes là pour vous, sur place. Nos bureaux de vente internationaux nous permettent de collaborer avec des concepteurs d'éclairage et des architectes du monde entier. Les échanges internationaux et la passion commune pour l'éclairage ont façonné cette ouverture au monde qui caractérise XAL. Aujourd'hui, nous développons et fabriquons des luminaires innovants sur trois continents et livrons nos clients dans le monde entier.

AUSTRIA, XAL GmbH
Graz
Klagenfurt
Leonding
Thaur
Vienna

BELGIUM, XAL
Kortrijk

CHINA, XAL
Hong Kong

FINLAND, XAL Finland Oy
Helsinki

FRANCE, XAL Sarl
Lyon
Paris

GERMANY, XAL GmbH
Berlin
Cologne
Frankfurt
Hamburg
Munich
Stuttgart

INDIA, XAL Pvt. Ltd.
Pune

ITALY, XAL Srl
Bolzano

NETHERLANDS, XAL B.V.
Amsterdam

NORWAY, XAL AS
Oslo

POLAND, XAL Sp. z.o.o.
Warsaw

SLOVAKIA, XAL Eastern Europe k.s.
Bratislava

SPAIN, XAL Iluminación S.L.
Barcelona
Madrid

SWEDEN, XAL AB
Stockholm

SWITZERLAND, XAL Schweiz GmbH
Basel
Bern
Lausanne
Lucerne
Zürich

UNITED ARAB EMIRATES, XAL DMCC
Dubai

UNITED KINGDOM, XAL Ltd.
London

USA, XAL Inc.
New York
Oxford

All contacts:
xal.com/location

Aertssen Logistics
Beveren, BE

Architecture by
Mertens Architecten

Lighting and Interior Design by
Eef Debeuf

UNICO
MINO circle
MOVE IT 25 system

Discreet lighting

EN A futuristic building is reminiscent of a modern boat, in an industrial environment. A unique contrast. The chosen lighting system is as unique as the building itself. It is so powerful that it was used for much of the interior, across various ceiling heights. A further requirement was that no lighting fixtures should be visible from the outside through the transparent façade. Nothing should distract from the building's beauty. A luminaire was needed that was small, beautifully designed, and yet met the demands for high light quality in an office environment. In addition, the desire was to use a single luminaire model to create unity between the areas on the different floors. The UNICO downlight was the right solution as it meets all the requirements. It is almost invisible and so powerful that UNICO was used for different ceiling levels such as the entrance hall with a ceiling height of over five metres and for the general office spaces.

FR Un édifice futuriste rappelant un navire moderne au beau milieu d'un décor industriel. Un contraste unique en soi. Le système d'éclairage retenu est tout aussi singulier que le bâtiment – tellement performant qu'il a été déployé en grande partie à l'intérieur, à différentes hauteurs de plafond. En outre, le cahier des charges imposait qu'aucun appareil d'éclairage ne soit visible de l'extérieur à travers la façade transparente. Rien ne devait en effet détourner l'attention de la sublime forme du bâtiment. Le luminaire retenu devait être à la fois petit et esthétique, mais apte à répondre aux exigences d'un éclairage de qualité pour un espace de bureaux. Le but recherché était en outre de parvenir à une unité entre les zones des différents étages en s'appuyant sur un seul et même luminaire. La solution ? Le Downlight UNICO. Ce luminaire coche en fait toutes les cases requises : quasi-invisible et tellement puissant qu'UNICO a été choisi pour les différents niveaux de plafond, tels le hall d'entrée de plus de cinq mètres de haut et les bureaux en général.

“As interior designers, our job is to craft an environment that makes people feel comfortable. Lighting in particular plays a major role in this.“

Eef Debeuf, Interior Designer

Aertssen Logistics
Beveren, BE –
by Mertens Architecten with lighting and
interior design by Eef Debeuf

The Gherkin
London, UK

Architecture by
Foster + Partners

Lighting Design by
Zoe Faulkner,
Troup Bywaters + Anders

FRAME customised
SASSO 60

Iconic lighting

EN The Gherkin, designed by Foster + Partners, is a fantastic example of how light can highlight a building's architecture. The dazzling glass-fronted skyscraper is one of London's most distinctive landmarks. Lighting and architecture were to merge into one concept: bold, adaptable, and timeless. Each illuminated curve in the ceiling is a bespoke profile system, adapted to precise dimensions and angles. Visitors entering the building are greeted by a homogeneous illuminated imprint of the iconic building structure.

FR The Gherkin, imaginé par Foster + Partners, est un formidable exemple de la façon dont on peut se servir de la lumière pour mettre en valeur l'architecture d'un bâtiment. Ce gratte-ciel irisé à la façade de verre est devenu l'un des monuments les plus emblématiques de Londres. Éclairage et architecture devraient se marier en un concept unique : audacieux, évolutif et intemporel. La moindre courbe éclairée sur le plafond correspond à un système de profilés conçu sur mesure, adapté aux dimensions et angles précis. En entrant dans le bâtiment, le visiteur peut admirer une reproduction illuminée de la structure emblématique du bâtiment.

EXIT

“The building is the focus, and the custom lighting serves as a tool, in a sense, to showcase this iconic building.”

Zoe Faulkner, Troup Bywaters and Anders

Chanel
Paris, FR

Architecture by
ORY Architecture

Lighting Design by
Distylight

MOVE IT 25 system

A wonderful place

EN Home to a banking institution for almost seventy years and an office building from the late 1980s onwards, the imposing building on Rue Cambon in Paris is now undergoing a complete reinvention. The biggest challenge is expressing a large French luxury institution's brand image while giving consistency to the whole place. Light is the interior's common central theme. The lighting designers' goal was to choose lighting that is both discreet and as efficient as possible. The atrium's height and magnificent staircase, its volume, and natural light pose a real challenge. The light had to blend in harmoniously to maintain this beautiful calm and create a pleasant atmosphere. The spotlights' colour temperature in the sleek MOVE IT 25 system was adapted to each of the six floors' heights to achieve balance between natural and artificial light.

FR Siège d'un établissement bancaire pendant près de soixante-dix ans puis immeuble de bureaux à partir de la fin des années 80, l'imposant bâtiment de la rue Cambon à Paris a été aujourd'hui totalement réinventé. Le défi majeur consiste à mettre en scène l'image de marque de l'une des plus grandes maisons de luxe françaises tout en rendant au lieu toute sa cohésion. À l'intérieur, la lumière est le fil conducteur. Les concepteurs spécialisés avaient pour objectif de choisir un éclairage à la fois sobre et aussi performant que possible. Avec son magnifique escalier, son volume et sa lumière naturelle, l'atrium dans toute sa hauteur constitue à cet égard un véritable challenge. La lumière devait s'intégrer harmonieusement afin de préserver ce superbe lieu de calme et de créer une atmosphère des plus agréables. La température de couleur des spots du système de rails épuré MOVE IT 25 a été adaptée à chaque hauteur des six étages afin d'obtenir un équilibre homogène entre lumières naturelle et artificielle.

“Light is something that can add a transcendental quality to the project.”

Johan Sustrac, CEO Distylight

Press Glass Headquarters
Konopiska, PL

Architecture by
Tomasz Konior, Konior Studio

MOVE IT 25 / 45 system
SASSO 60
MINO 40

Distinctive

EN The goal for Press Glass headquarters – a leader in the European hybrid window industry – was to create a workplace that is environmentally conscious and benefits in many ways from the beautiful landscape. This idea is reflected in room design, geometry, materials, and lighting. The glass façade running along the outer perimeter of the building, paired with the courtyard façade, floods the interior with natural light and draws the green landscape into the office spaces. The atmosphere resembles a secluded forest cabin, which is associated with tranquillity and a focused mind, stimulating creative thinking. Dark, elegant furnishings and subtle interior lighting bring a warm touch to the social spaces. The MOVE IT system's slender design delivered an exceptionally smooth and seamless lighting implementation into the concept. This subtle and simple aesthetic helps realise the owners' vision of a distinctive building.

FR L'objectif pour le siège social de Press Glass - entreprise leader de l'industrie européenne des fenêtres combinées - était de créer un lieu de travail propre à respecter la nature en profitant également du magnifique paysage à de multiples égards. Une idée qui transparaît dans l'aménagement de l'espace, la géométrie, les matériaux et l'éclairage. En combinaison avec celle de la cour intérieure, la façade en verre sur tout le pourtour extérieur du bâtiment inonde l'intérieur de lumière naturelle et fait entrer dans les bureaux le paysage verdoyant alentour. L'ambiance évoque une cabane perdue au fond des bois, que l'on associe immanquablement au calme et à la concentration, propices à stimuler la réflexion créative. Des matériaux sombres et élégants pour l'ameublement et un éclairage intérieur sobre confèrent une note chaleureuse aux salles du personnel. Grâce au design épuré du système MOVE IT, l'éclairage a pu être intégré au concept de manière fluide et harmonieuse. Cette esthétique simple et subtile aide à concrétiser la vision des propriétaires d'un bâtiment reconnaissable entre tous.

“I cannot imagine this particular design anywhere else. The location was the most demanding factor and, at the same time, the biggest contributor to the concept of the building.”

Marcin Piotrowski, Konior Studio



Spotlights
Downlights

Spotlights & Downlights

UNICO

44 recessed ceiling wall surface wall recessed

SPIO

NEW **86** recessed

CAVO

96 recessed

SASSO

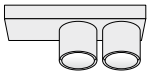
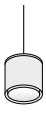

NEW **108** recessed semi-recessed ceiling ceiling suspended wall surface

SASSO PRO

168 recessed

MOVE IN

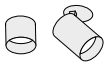

NEW **180** recessed

TWIST

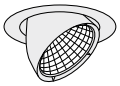

NEW **194** recessed

SPADO

200 recessed

SQUADRO

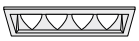
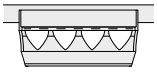

208 recessed track

BO

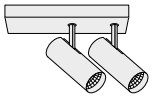
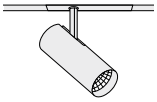

222 semi-recessed surface surface track

VARO

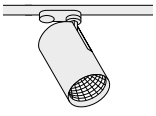

248 track

PABLO

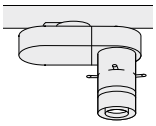

264 track

TULA

NEW **280** suspended

ARY

288 suspended

TRACK
3-phase

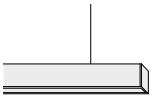

300 recessed surface suspended

Shape the light



UNICO

EN With UNICO, XAL crafted a unique product built for flexibility. The luminaire offers a solution for every requirement and need. The luminaire can be shaped from five mounting options, seven shapes, eleven optics, two sensors, four colour temperatures and two control options. The intuitive UNICO configurator helps guide the flexible composition and selection of the different beam characteristics. A single luminaire has never offered this much planning freedom in professional lighting design.

FR Avec UNICO, XAL a réussi à créer un produit unique en termes de flexibilité. Ce luminaire offre une solution à toutes les exigences et à tous les besoins. Ce luminaire peut être crée individuellement en combinant cinq options de montage, sept formes, douze lentilles, quatre températures de couleur et deux options de contrôle. Le configurateur intuitif UNICO soutient la composition flexible et la sélection des différentes caractéristiques de rayonnement. Jamais encore un seul luminaire n'a offert une plus grande liberté de planification dans la conception de l'éclairage professionnel.

Types

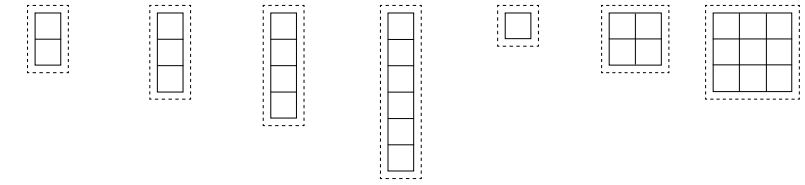

Mountings

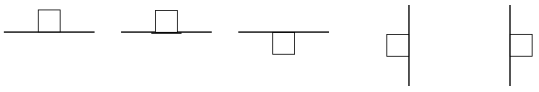

Light optics
Sensors

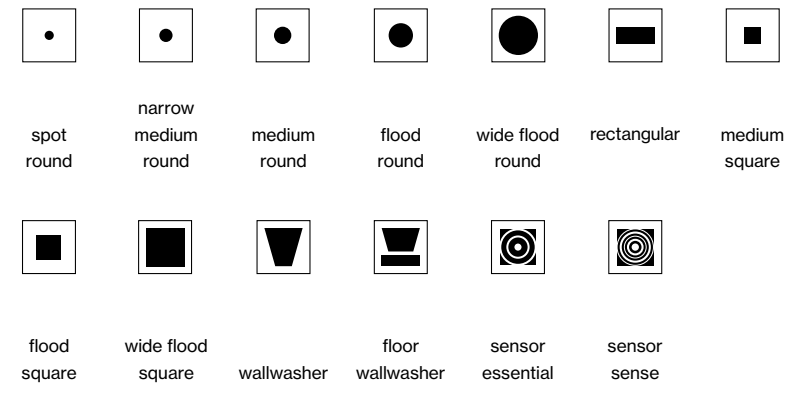

UNICO
recessed



Installation housing	Q1	Q4	Q9	L2
TYPE	with trim (white or black)	with trim (white or black)	with trim (white or black)	with trim (white or black)
CEILING THICKNESS	intermediate 2–25 mm	intermediate 2–25 mm	intermediate 2–25 mm	intermediate 2–25 mm
DIMENSIONfax	63 × 63 mm	101 × 101 mm	138 × 138 mm	101 × 63 mm
CUTOUT DIMENSION	50 × 50 mm	90 × 90 mm	130 × 130 mm	90 × 50 mm
RECESS DEPTH	155 mm	110 mm	90 mm	140 mm
TYPE	trimless	trimless	trimless	trimless
CEILING THICKNESS	plasterboard 12/15/20/25	plasterboard 12/15/20/25	plasterboard 12/15/20/25	plasterboard 12/15/20/25
DIMENSION	50 × 50 mm	85 × 85 mm	125 × 125 mm	88 × 50 mm
CUTOUT DIMENSION	50 × 50 mm	90 × 90 mm	130 × 130 mm	90 × 50 mm
RECESS DEPTH	155 mm	110 mm	90 mm	140 mm

Light optic	spot round	narrow med. round	medium round	flood round	wide flood round
					
LUMINOUS EFFICACY	up to 46 lm/W	up to 51 lm/W	up to 78 lm/W	up to 90 lm/W	up to 89 lm/W
LUMINOUS FLUX	179 lm, 190 lm	196 lm, 208 lm	300 lm, 319 lm	345 lm, 367 lm	342 lm, 363 lm
COLOUR TEMPERATURE	3000 K, 4000 K	3000 K, 4000 K	3000 K, 4000 K	3000 K, 4000 K	3000 K, 4000 K
COLOUR RENDERING INDEX	CRI ≥ 90	CRI ≥ 90	CRI ≥ 90	CRI ≥ 90	CRI ≥ 90
LIGHT DISTRIBUTION	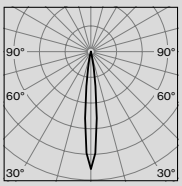	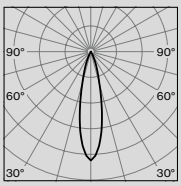	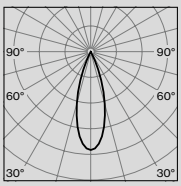	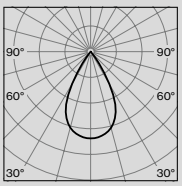	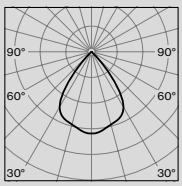

L3

with trim (white or black)
intermediate 2–25 mm
138 × 63 mm
130 × 50 mm
110 mm

trimless
plasterboard 12/15/20/25
125 × 50 mm
130 × 50 mm
110 mm

L4

with trim (white or black)
intermediate 2–25 mm
176 × 63 mm
165 × 50 mm
100 mm

trimless
plasterboard 12/15/20/25
163 × 50 mm
165 × 50 mm
100 mm

L6

with trim (white or black)
intermediate 2–25 mm
251 × 63 mm
240 × 50 mm
100 mm

trimless
plasterboard 12/15/20/25
238 × 50 mm
240 × 50 mm
100 mm

medium square



up to 77 lm/W
295 lm, 314 lm
3000 K, 4000 K
CRI ≥ 90

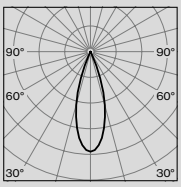

flood square



up to 91 lm/W
351 lm, 373 lm
3000 K, 4000 K
CRI ≥ 90

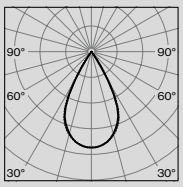

wide flood square



up to 93 lm/W
361 lm, 383 lm
3000 K, 4000 K
CRI ≥ 90

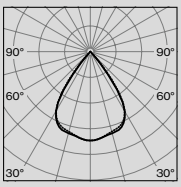

rectangular



up to 79 lm/W
305 lm, 324 lm
3000 K, 4000 K
CRI ≥ 90

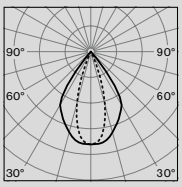

wallwasher

up to 79 lm/W
305 lm, 324 lm
3000 K, 4000 K
CRI ≥ 90

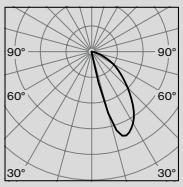

wallwasher floor



up to 82 lm/W
318 lm, 338 lm
3000 K, 4000 K
CRI ≥ 90

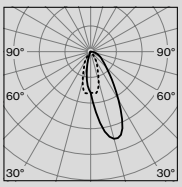

Create your own UNICO

unico.xal.com

EN XAL's UNICO is uniquely flexible. The luminaire offers a solution for every requirement. A UNICO can be flexibly assembled with eleven optics, two sensors and a selection of different light colours as well as Tunable White. XAL delivers this planning freedom with an intuitive online configurator. Solve concrete lighting concepts by creating a bespoke luminaire. unico.xal.com

FR Avec UNICO, XAL a mis au point une solution unique en termes de flexibilité. Ce luminaire offre une solution pour chaque besoin. Un UNICO peut être composé de manière flexible à partir de onze lentilles, deux capteurs et un choix de diverses températures de couleurs ainsi qu'en Tunable White. XAL soutient cette liberté de création avec un configurateur intuitif en ligne. Créez des concepts d'éclairage spécifiques grâce à la composition flexible d'un luminaire unique en son genre. unico.xal.com

1. Define your shape

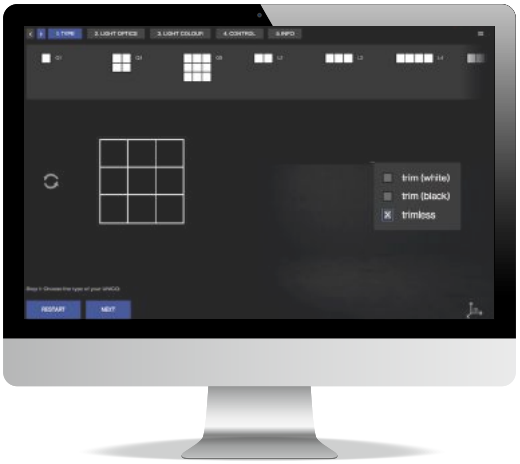

EN Select your preferred mounting type and then one of the seven shapes.

FR Choisissez le type de montage approprié, puis l'une des sept formes.

2. Choose your light optic and colour

EN Combine the eleven light insets and two sensors. Then select the desired light temperature 2700 K, 3000 K, 4000 K or Tunable White.

FR Combinez les onze modules d'éclairage ainsi que deux capteurs et selon vos exigences, choisissez librement la température de lumière appropriée 2700 K, 3000 K, 4000 K ou Tunable White.

3. Control

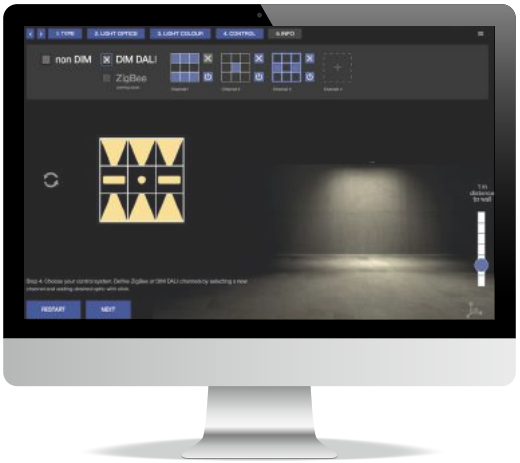

EN The configurator helps you set up a maximum of four control channels.

FR À l'aide du configurateur, vous pouvez configurer jusqu'à quatre canaux de contrôle.

4. Info

EN Get an overview of your configured UNICO. You can download all the specifications as a datasheet.

FR Obtenez un aperçu de votre configuration UNICO. Vous avez également la possibilité de télécharger toutes les informations sous forme de feuille de données.

One luminaire – four channels – various light scenes

EN Use the online configurator and address concrete lighting concepts by creating a bespoke luminaire. Assign each optic in a UNICO to one of up to four control channels. Each of the four channels can then be dimmed and controlled separately. Control is via DALI-2. Just one luminaire can create custom lighting scenarios for every application. There has never been more freedom in professional lighting design delivered by a single luminaire.

FR Avec un seul luminaire, vous pouvez réaliser des scénarios d'éclairage spécifiques pour chaque application. Utilisez le configurateur en ligne pour mettre en œuvre des concepts d'éclairage diversifiés grâce à la combinaison flexible des systèmes optiques. Affectez chaque module optique d'un UNICO à l'un des quatre canaux de contrôle. Chacun des quatre canaux peut ensuite être réglé et contrôlé séparément. Le contrôle se fait via DALI-2. Jamais un luminaire unique n'aura permis une telle liberté dans la conception d'éclairage professionnel.

Light scene 1
wall

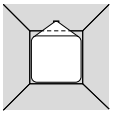

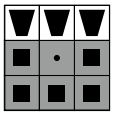

3 × wallwasher

Light scene 2
wall + floor

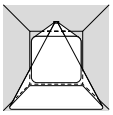

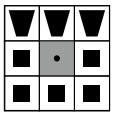

3 × wallwasher
5 × flood square

Light scene 3
floor

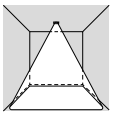

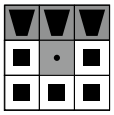

5 × flood square

Light scene 4
spots

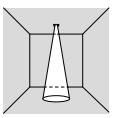

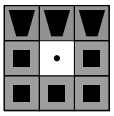

1 × spot round

92.2 quadrillion possibilities

EN The luminaire can be customised from five mounting options, seven shapes, eleven light insets, two sensors, four colour temperatures, and three control options. The downlight optics for generating round or angular light projections are available with different beam characteristics. There are also rectangular downlights and wallwasher optics for wall or wall / floor lighting. Highly glare-free versions (UGR ≤ 19) are ideal for use at computer workstations. Dedicated sensors help adjust the lighting according to daylight and room activity. In addition, the reflectors are available in the colours chrome, black, and gold. Values such as temperature, air quality, and noise levels can be recorded. This delivers valuable knowledge about the conditions of your premises.

FR Ce luminaire peut être combiné individuellement à partir de cinq options de montage, sept formes, onze inserts lumineux, deux capteurs, trois températures de couleurs et trois options de contrôle. Les optiques de plafonniers pour la génération de projections de lumière rondes ou carrées sont disponibles avec différentes caractéristiques de faisceaux. En outre, des spots rectangulaires et des projecteurs muraux sont disponibles pour l'éclairage des murs, ou des murs + sols. Les versions à fort taux de réduction de l'éblouissement (UGR ≤ 19) sont idéales pour les postes de travail sur écrans. De plus, les réflecteurs sont disponibles dans les couleurs chrome, noir et or. Des capteurs spéciaux permettent d'adapter l'éclairage à la lumière du jour et à l'activité dans l'espace, ainsi que d'enregistrer des valeurs telles que la température, la qualité de l'air et le niveau sonore. Cela vous permettra d'obtenir de précieuses informations sur l'utilisation de vos locaux.

Q1 trimless









Q9 with trim

L3 trimless
tunable white



11 light optics and 2 sensors

1 spot round



2 narrow medium round



3 medium round



4 flood round



5 wide flood round



6 medium square



7 flood square



8 wide flood square



9 rectangular



10 wallwasher

11 wallwasher floor



Sensors

12 sensor essential



brightness
presence

13 sensor sense

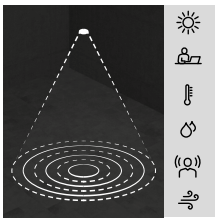

brightness
presence
temperature
humidity
sound pressure
CO_2

Precision cut-off

EN XAL Light optics deliver the latest development in the field of micro-faceted reflector technology. Architects and lighting planners have entirely new design options thanks to clearly defined contrasts and maximised efficiency. Compared with conventional optics, XAL Light optics offer, with the same beam angle, a clearly defined light cone break with minimal stray light at the edges.

FR Avec XAL Light Optics, XAL offre le dernier développement dans le domaine de la technologie de réflecteur à microfacettes. De toutes nouvelles possibilités de conception s'offrent aux architectes et aux concepteurs d'éclairage grâce à des contrastes clairement définis combinés à une efficacité maximisée. En comparaison avec les optiques classiques, les XAL Light Optics offrent un contour du faisceau lumineux clairement défini avec le même angle de rayonnement et peu de lumière parasite sur les bords.





back





LIGHTING DESIGN AWARDS 2019 WINNER

DESIGN AWARD 2019

UNICO linear

recessed

EN Rectangular recessed multi-downlight made of die-cast aluminium; equipped with two (L2) / three (L3) / four (L4) / six (L6) individually selectable or pre-specified, customised light elements; installation without tools in mounting set with ball catch system; easy electrical installation by means of reverse polarity protected plug-in connections; suitable for ceiling thickness of 2-25 mm; surface powder coated; installation possible in different housings; high-quality reflector with micro-faceted, aluminum-vaporised surface; precise radiation characteristic with different symmetrical light distributions; or with asymmetric light distribution; energy-efficient high power LEDs with very good colour rendering; clank-free

FR Multi-Downlight rect. en alu moulé sous pression pour encastrement ; équipé de 2 (L2) / 3 (L3) / 4 (L4) / 6 (L6) éléments optiques à choisir ou définis de manière fixe, selon application ; montage sans outil en kit de montage par sys. à déclic à bille ; install. électr. facile par enfichage protégé contre les inversions de polarité ; pour épaisseurs de plafond 2-25 mm ; surface thermolaquée ; encastr. poss. dans différents boîtiers ; réflecteur surface à microfacettes, métallisée à l'alu ; caractéristique de diffusion précise, différentes possibilités de répartitions symétriques de la lumière ; ou avec distribution asymétrique ; High-Power-LED grande efficacité énergétique, très bon rendu des couleurs ; sans distorsions

Quickinfo

2700 K, 3000 K, 4000 K
CRI ≥ 90, 3 SDCM
UGR ≤ 19 / 65° ≤ 1500 cd/m²
L2 up to 98 lm/W
L3 up to 99 lm/W
L4 up to 112 lm/W
L6 up to 112 lm/W
L90 @ 50 000 h
non DIM, DALI-2

Types

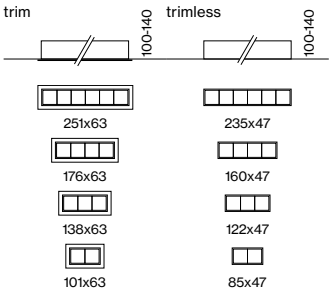

Colours

Light optics

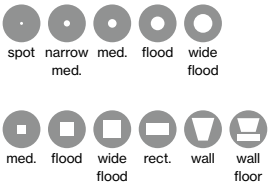

Data Monitoring

DiiA® standards 251, 252, 253

one luminaire multiple scenes

plug / socket connector

black & gold reflector

tunable white 2700 – 5000 K

Order options

COLOUR TEMPERATURE	
2700 K	4
3000 K	5
4000 K	6

CONTROL	
non DIM	1
DALI-2	3

LIGHT OPTIC	
spot round (UGR ≤ 10)	K
narrow medium round (UGR ≤ 10)	N
medium round (UGR ≤ 10)	B
medium square (UGR ≤ 10)	E
flood round (UGR ≤ 16)	C
flood square (UGR ≤ 19)	F
wide flood round	D
wide flood square	G

MATERIAL COLOUR	
○ traffic white RAL 9016	W
● jet black RAL 9005	B

LIGHT OPTIC COLOUR	
chrome reflector	0
black reflector*	B

*not available for spot round, narrow medium round and wallwasher

Options on request

COLOUR TEMPERATURE

tunable white 2700–5000 K

DALI-2 DT8

LIGHT OPTIC COLOUR

gold reflector

MOUNTING SET

acoustic soft ceilings

Product configurator

Create your own UNICO PRO
unico.xal.com

Planning information



The icons of the light optics are shown in the reflected ceiling plan (RCP) view.

UNICO L2 basic recessed

UGR ≤ 10 | cd/m² ≤ 1500 | CRI ≥ 90 | DALI 1 ADDR. | 220-240 V | X-PERT

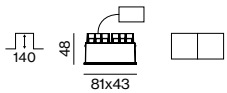

FLOOR

SYSTEM POWER	LUMINOUS FLUX	ORDER CODE
7.9 W	up to 723 lm	090-7L2 ⁝⁝ ▲ 0 ■ 21

choose one light optic ▲ from the options on the left depending on your room needs

WALL
2x wallwasher

SYSTEM POWER	LUMINOUS FLUX	ORDER CODE
7.9 W	611 lm	090-7L2 ⁝⁝ A0022

CORRIDOR
2x rectangular

SYSTEM POWER	LUMINOUS FLUX	ORDER CODE
7.9 W	610 lm	090-7L2 ⁝⁝ R0 ■ 21

WALL + FLOOR
2x wallwasher floor

SYSTEM POWER	LUMINOUS FLUX	ORDER CODE
7.9 W	638 lm	090-7L2 ⁝⁝ W0 ■ 22

UNICO L3 basic recessed

UGR ≤ 10 | cd/m² ≤ 1500 | CRI ≥ 90 | DALI 1 ADDR. | 220-240 V | X-PERT

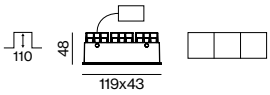

FLOOR

SYSTEM POWER	LUMINOUS FLUX	ORDER CODE
11.2 W	up to 1030 lm	090-7L3 ⁝⁝ ▲ 0 ■ 21

choose one light optic ▲ from the options on the left depending on your room needs

WALL
3x wallwasher

SYSTEM POWER	LUMINOUS FLUX	ORDER CODE
11.2 W	872 lm	090-7L3 ⁝⁝ A0021

Accessories

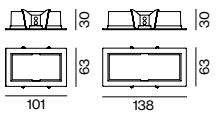

MOUNTING SET WITH TRIM
for intermediate ceilings 2–25 mm

TYPE	L·W·H (mm)	CUTOUT (mm)	ORDER CODE
L2	101·63·30	90·50	090-7L2020
L3	138·63·30	130·50	090-7L3020

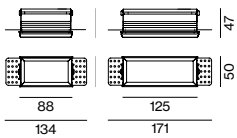

TRIMLESS MOUNTING SET
for installation in plasterboard ceilings 12.5/15/20/25 mm

TYPE	L·W·H (mm)	CUTOUT (mm)	ORDER CODE
L2	88·50·47	90·50	090-7L20100
L3	125·50·47	130·50	090-7L30100

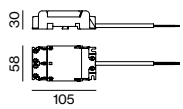

THROUGH WIRING CONNECTION BOX

TYPE	L·W·H (mm)	ORDER CODE
non DIM cable ø 4–12 mm	105·58·30	005-2531110
DALI cable ø 4–12 mm	105·58·30	005-2551110

LUMINOUS FLUX value calculated for 3000 K, CRI ≥ 90, colour white, reflector chrome
2700 K -6 %, 4000 K +7 %

back

Order options

COLOUR TEMPERATURE

2700 K	4
3000 K	5
4000 K	6

CONTROL

non DIM	1
DALI-2	3

LIGHT OPTIC

spot round (UGR ≤ 10)	K
narrow medium round (UGR ≤ 10)	N
medium round (UGR ≤ 10)	B
medium square (UGR ≤ 10)	E
flood round (UGR ≤ 16)	C
flood square (UGR ≤ 19)	F
wide flood round	D
wide flood square	G

MATERIAL COLOUR

○ traffic white RAL 9016	W
● jet black RAL 9005	B

LIGHT OPTIC COLOUR

chrome reflector	0
black reflector*	B

*not available for spot round, narrow medium round and wallwasher

Options on request

COLOUR TEMPERATURE

tunable white 2700–5000 K

DALI-2 DT8

LIGHT OPTIC COLOUR

gold reflector

MOUNTING SET

acoustic soft ceilings

Product configurator

Create your own UNICO PRO
unico.xal.com

Planning information

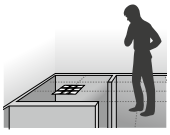

The icons of the light optics are shown in the reflected ceiling plan (RCP) view.

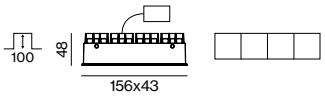

UNICO L4 basic recessed

UGR ≤ 10 | cd/m² ≤ 1500 | CRI ≥ 90 | DALI 1 ADDR | 220-240 V | X-PERT

FLOOR

SYSTEM POWER	LUMINOUS FLUX	ORDER CODE
13.9 W	up to 1450 lm	090-7L4 ⁘ ≎ ▲ 0 ■ 21

choose one light optic ▲ from the options on the left depending on your room needs

WALL

4x wallwasher

SYSTEM POWER	LUMINOUS FLUX	ORDER CODE
13.9 W	1220 lm	090-7L4 ⁘ ≎ A0021

WALL + FLOOR

4x wallwasher floor

SYSTEM POWER	LUMINOUS FLUX	ORDER CODE
13.9 W	1280 lm	090-7L4 ⁘ ≎ W0 ■ 22

Accessories

MOUNTING SET WITH TRIM

for intermediate ceilings 2–25 mm

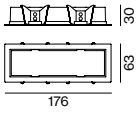

TYPE	L·W·H (mm)	CUTOUT (mm)	ORDER CODE
L4	176·63·30	165·50	090-7L4020 ◪

TRIMLESS MOUNTING SET

for installation in plasterboard ceilings 12.5/15/20/25 mm

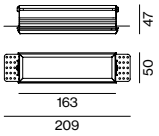

TYPE	L·W·H (mm)	CUTOUT (mm)	ORDER CODE
L4	163·50·47	165·50	090-7L40100

THROUGH WIRING CONNECTION BOX

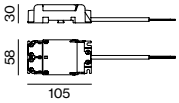

TYPE	L·W·H (mm)	ORDER CODE
non DIM cable ø 4–12 mm	105·58·30	005-2531110
DALI cable ø 4–12 mm	105·58·30	005-2551110

LUMINOUS FLUX value calculated for 3000 K, CRI ≥ 90, colour white, reflector chrome
2700 K -6 %, 4000 K +7 %

Order options

COLOUR TEMPERATURE

2700 K	4
3000 K	5
4000 K	6

CONTROL

non DIM	1
DALI-2	3

LIGHT OPTIC

spot round (UGR ≤ 10)	K
narrow medium round (UGR ≤ 10)	N
medium round (UGR ≤ 10)	B
medium square (UGR ≤ 10)	E
flood round (UGR ≤ 16)	C
flood square (UGR ≤ 19)	F
wide flood round	D
wide flood square	G

MATERIAL COLOUR

○ traffic white RAL 9016	W
● jet black RAL 9005	B

LIGHT OPTIC COLOUR

chrome reflector	0
black reflector*	B

*not available for spot round, narrow medium round and wallwasher

Options on request

COLOUR TEMPERATURE

tunable white 2700–5000 K

DALI-2 DT8

LIGHT OPTIC COLOUR

gold reflector

MOUNTING SET

acoustic soft ceilings

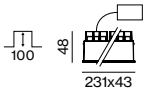

UNICO L6 basic recessed

UGR ≤ 10 | cd/m² ≤ 1500 | CRI ≥ 90 | DALI 1 ADDR. | 220-240 V | X-PERT

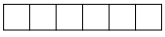

FLOOR

SYSTEM POWER	LUMINOUS FLUX	ORDER CODE
19.8 W	up to 2060 lm	090-7L6 ⁘ ⇕ ▲ 0 ■ 21

choose one light optic ▲ from the options on the left depending on your room needs

WALL

6x wallwasher

SYSTEM POWER	LUMINOUS FLUX	ORDER CODE
19.8 W	1740 lm	090-7L6 ⁘ ⇕ A0021

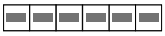

CORRIDOR

6x rectangular

SYSTEM POWER	LUMINOUS FLUX	ORDER CODE
19.8 W	1740 lm	090-7L6 ⁘ ⇕ R0 ■ 21

WALL + FLOOR

6x wallwasher floor

SYSTEM POWER	LUMINOUS FLUX	ORDER CODE
19.8 W	1820 lm	090-7L6 ⁘ ⇕ W0 ■ 21

Accessories

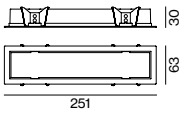

MOUNTING SET WITH TRIM

for intermediate ceilings 2–25 mm

TYPE	L·W·H (mm)	CUTOUT (mm)	ORDER CODE
L6	251·63·30	240·50	090-7L6020 ◪

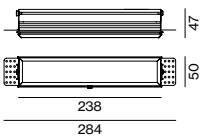

TRIMLESS MOUNTING SET

for installation in plasterboard ceilings 12.5/15/20/25 mm

TYPE	L·W·H (mm)	CUTOUT (mm)	ORDER CODE
L6	238·50·47	240·50	090-7L60100

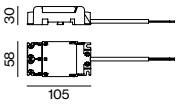

THROUGH WIRING CONNECTION BOX

TYPE	L·W·H (mm)	ORDER CODE
non DIM cable ø 4–12 mm	105·58·30	005-2531110
DALI cable ø 4–12 mm	105·58·30	005-2551110

LUMINOUS FLUX value calculated for
3000 K, CRI ≥ 90, colour white, reflector chrome
2700 K -6 %, 4000 K +7 %

West Tower
Manchester, UK – by SimpsonHaugh with
lighting design by Troup, Bywaters & Anders

Grundschule St.Martin in Gsies,
South Tyrol, IT –
by tasserball architekten

Penthouse Wörthersee
Carinthia, AT – by ROOMS GmbH

back







Quickinfo

2700 K, 3000 K, 4000 K
CRI ≥ 90, 3 SDCM
UGR ≤ 19 / 65° ≤ 1500 cd/m²
Q1 up to 85 lm/W
Q4 up to 112 lm/W
Q9 up to 111 lm/W
L90 @ 50 000 h
non DIM, DALI-2

Types

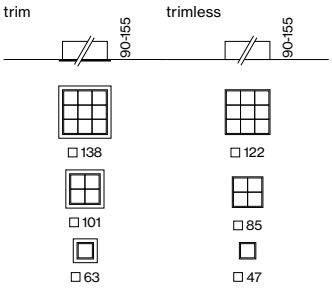

Colours

Light optics / sensors

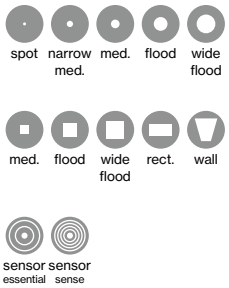

LIGHTING DESIGN AWARDS 2019 WINNER

iF DESIGN AWARD 2019

UNICO square

recessed

EN Square recessed multi-downlight made of die-cast aluminium; equipped with one (Q1) / four (Q4) / nine (Q9) individually selectable or pre-specified, customised light element(s); or with a sensor; installation without tools in mounting set with ball catch system; easy electrical installation by means of reverse polarity protected plug-in connections; suitable for ceiling thickness of 2-25 mm; surface powder coated; installation possible in different housings; high-quality reflector with micro-faceted, aluminum-vaporised surface; precise radiation characteristic with different symmetrical light distributions; or with asymmetric light distribution; energy-efficient high power LEDs with very good colour rendering; clank-free

FR Multi-Downlight carré en alu moulé sous pression pour encastrement ; équipé d'un (Q1) / 4 (Q4) / 9 (Q9) éléments opt. à choisir ou définis de manière fixe, selon application ; ou avec capteur (Q1) ; montage sans outil en kit par sys. à déclic à bille ; install. électr. facile par enfichage protégé contre les inversions de polarité ; pour épaisseurs de plafond 2-25 mm ; surface thermolaquée ; encastr. poss. dans diff. boîtiers ; réflecteur de qualité, surface à microfacettes, métallisée à l'alu ; caractéristique de diff. précise avec diff. possibilités de répartitions symétriques de la lumière ; ou avec distribution asymétrique ; High-Power-LED grande efficacité énergétique, très bon rendu des couleurs ; sans distorsions

DiiA® standards 251, 252, 253

sensor version available

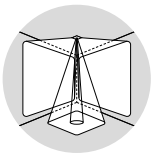

one luminaire multiple scenes



plug / socket connector

black & gold reflector

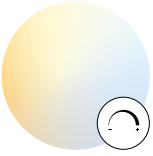

tunable white 2700 – 5000 K

Order options

COLOUR TEMPERATURE

2700 K	4
3000 K	5
4000 K	6

CONTROL

non DIM	1
DALI-2	3

LIGHT OPTIC

spot round (UGR ≤ 10)	K
narrow medium round (UGR ≤ 10)	N
medium round (UGR ≤ 10)	B
medium square (UGR ≤ 10)	E
flood round (UGR ≤ 16)	C
flood square (UGR ≤ 19)	F
wide flood round	D
wide flood square	G

MATERIAL COLOUR

○ traffic white RAL 9016	W
● jet black RAL 9005	B

LIGHT OPTIC COLOUR

chrome reflector	0
black reflector*	B

*not available for spot round, narrow medium round and wallwasher

Options on request

COLOUR TEMPERATURE

tunable white 2700–5000 K

DALI-2 DT8

LIGHT OPTIC COLOUR

gold reflector

MOUNTING SET

acoustic soft ceilings

Product configurator

Create your own UNICO PRO
unico.xal.com

Planning information

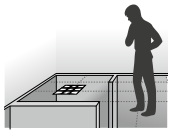

The icons of the light optics are shown in the reflected ceiling plan (RCP) view.

UNICO Q1 basic recessed

UGR ≤ 10 | cd/m² ≤ 1500 | CRI ≥ 90 | DALI 1 ADDR. | 220-240 V | X-PERT

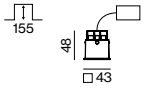

FLOOR

SYSTEM POWER	LUMINOUS FLUX	ORDER CODE
6 W	up to 490 lm	090-7Q1⁝▲0■21

choose one light optic ▲ from the options on the left depending on your room needs

WALL
1x wallwasher

SYSTEM POWER	LUMINOUS FLUX	ORDER CODE
6 W	up to 415 lm	090-7Q1⁝A0021

CORRIDOR
1x rectangular

SYSTEM POWER	LUMINOUS FLUX	ORDER CODE
6 W	up to 414 lm	090-7Q1⁝R0■21

WALL + FLOOR
1x wallwasher floor

SYSTEM POWER	LUMINOUS FLUX	ORDER CODE
6 W	up to 432 lm	090-7Q1⁝W0■21

UNICO Q1 sensor recessed

220-240 V | DALI 1 ADDR. | X-PERT

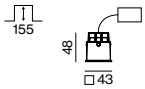

ESSENTIAL SENSOR

TYPE	ORDER CODE
brightness & presence	090-7Q10000

220-240 V | DALI 1 ADDR. | X-PERT

SENSE SENSOR

TYPE	ORDER CODE
brightness, presence, temperature, sound pressure, humidity, CO_2	090-7Q10010

Accessories

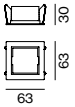

MOUNTING SET WITH TRIM
for intermediate ceilings 2–25 mm

TYPE	L·W·H (mm)	CUTOUT (mm)	ORDER CODE
Q1	63·63·30	50·50	090-7Q1020◪

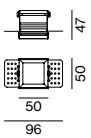

TRIMLESS MOUNTING SET
for installation in plasterboard ceilings 12.5/15/20/25 mm

TYPE	L·W·H (mm)	CUTOUT (mm)	ORDER CODE
Q1	50·50·47	50·50	090-7Q10100

LUMINOUS FLUX value calculated for 3000 K, CRI ≥ 90, colour white, reflector chrome
2700 K -6 %, 4000 K +7 %

back

Order options

COLOUR TEMPERATURE

2700 K	4
3000 K	5
4000 K	6

CONTROL

non DIM	1
DALI-2	3

LIGHT OPTIC

spot round (UGR ≤ 10)	K
narrow medium round (UGR ≤ 10)	N
medium round (UGR ≤ 10)	B
medium square (UGR ≤ 10)	E
flood round (UGR ≤ 16)	C
flood square (UGR ≤ 19)	F
wide flood round	D
wide flood square	G

MATERIAL COLOUR

○ traffic white RAL 9016	W
● jet black RAL 9005	B

LIGHT OPTIC COLOUR

chrome reflector	0
black reflector*	B

*not available for spot round, narrow medium round and wallwasher

Options on request

COLOUR TEMPERATURE

tunable white 2700–5000 K

DALI-2 DT8

LIGHT OPTIC COLOUR

gold reflector

MOUNTING SET

acoustic soft ceilings

Product configurator

Create your own UNICO PRO
unico.xal.com

Planning information

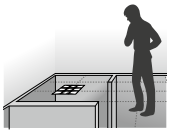

The icons of the light optics are shown in the reflected ceiling plan (RCP) view.

UNICO Q4 basic recessed

UGR ≤ 10 | cd/m² ≤ 1500 | CRI ≥ 90 | DALI 1 ADDR. | 220-240 V | X-PERT

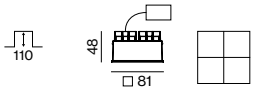

FLOOR

SYSTEM POWER	LUMINOUS FLUX	ORDER CODE
13.9 W	up to 1450 lm	090-7Q4 ▲ 0 21

choose one light optic ▲ from the options on the left depending on your room needs

WALL
4x wallwasher

SYSTEM POWER	LUMINOUS FLUX	ORDER CODE
13.9 W	1220 lm	090-7Q4 A0021

CORRIDOR
4x wallwasher

SYSTEM POWER	LUMINOUS FLUX	ORDER CODE
13.9 W	1220 lm	090-7Q4 A0022

WALL + FLOOR
2x wallwasher + 2x medium square

SYSTEM POWER	LUMINOUS FLUX	ORDER CODE
13.9 W	1200 lm	090-7Q4 90021

CORNER + FLOOR
2x wallwasher + 2x medium square

SYSTEM POWER	LUMINOUS FLUX	ORDER CODE
13.9 W	1200 lm	090-7Q4 90022

WALL + FLOOR
4x wallwasher floor

SYSTEM POWER	LUMINOUS FLUX	ORDER CODE
13.9 W	1280 lm	090-7Q4 W0 21

Accessories

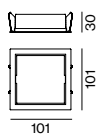

MOUNTING SET WITH TRIM
for intermediate ceilings 2–25 mm

TYPE	L·W·H (mm)	CUTOUT (mm)	ORDER CODE
Q4	101·101·30	90·90	090-7Q4020

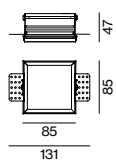

TRIMLESS MOUNTING SET
for installation in plasterboard ceilings 12.5/15/20/25 mm

TYPE	L·W·H (mm)	CUTOUT (mm)	ORDER CODE
Q4	85·85·47	90·90	090-7Q40100

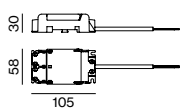

THROUGH WIRING CONNECTION BOX

TYPE	L·W·H (mm)	ORDER CODE
non DIM cable ø 4–12 mm	105·58·30	005-2531110
DALI cable ø 4–12 mm	105·58·30	005-2551110

LUMINOUS FLUX value calculated for 3000 K, CRI ≥ 90, colour white, reflector chrome 2700 K -6 %, 4000 K +7 %

Order options

COLOUR TEMPERATURE

2700 K	4
3000 K	5
4000 K	6

CONTROL

non DIM	1
DALI-2	3

LIGHT OPTIC

spot round (UGR ≤ 10)	K
narrow medium round (UGR ≤ 10)	N
medium round (UGR ≤ 10)	B
medium square (UGR ≤ 10)	E
flood round (UGR ≤ 16)	C
flood square (UGR ≤ 19)	F
wide flood round	D
wide flood square	G

MATERIAL COLOUR

○ traffic white RAL 9016	W
● jet black RAL 9005	B

LIGHT OPTIC COLOUR

chrome reflector	0
black reflector*	B

*not available for spot round, narrow medium round and wallwasher

Options on request

COLOUR TEMPERATURE

tunable white 2700–5000 K

DALI-2 DT8

LIGHT OPTIC COLOUR

gold reflector

MOUNTING SET

acoustic soft ceilings

UNICO Q9 basic recessed

UGR ≤ 10 | cd/m² ≤ 1500 | CRI ≥ 90 | DALI 1 ADDR. | 220-240 V | X-PERT

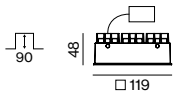

FLOOR

SYSTEM POWER	LUMINOUS FLUX	ORDER CODE
32 W	up to 3310 lm	090-7Q9⁝⁝⬍▲0■21

choose one light optic ▲ from the options on the left depending on your room needs

WALL

9x wallwasher

SYSTEM POWER	LUMINOUS FLUX	ORDER CODE
32 W	2800 lm	090-7Q9⁝⁝⬍A0021

WALL + FLOOR

3x wallwasher + 6x flood square

SYSTEM POWER	LUMINOUS FLUX	ORDER CODE
32 W	3080 lm	090-7Q9⁝⁝⬍90021

WALL + CORRIDOR

6x wallwasher + 3x rectangular

SYSTEM POWER	LUMINOUS FLUX	ORDER CODE
32 W	2790 lm	090-7Q9⁝⁝⬍90022

WALL + FLOOR

9x wallwasher floor

SYSTEM POWER	LUMINOUS FLUX	ORDER CODE
32 W	2920 lm	090-7Q9⁝⁝⬍W0■21

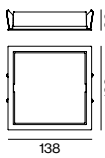

Accessories

MOUNTING SET WITH TRIM

for intermediate ceilings 2–25 mm

TYPE	L·W·H (mm)	CUTOUT (mm)	ORDER CODE
Q9	138·138·30	130·130	090-7Q9020◪

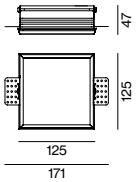

TRIMLESS MOUNTING SET

for installation in plasterboard ceilings 12.5/15/20/25 mm

TYPE	L·W·H (mm)	CUTOUT (mm)	ORDER CODE
Q9	125·125·47	130·130	090-7Q90100

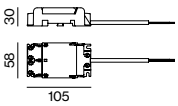

THROUGH WIRING CONNECTION BOX

TYPE	L·W·H (mm)	ORDER CODE
non DIM cable ø 4–12 mm	105·58·30	005-2531110
DALI cable ø 4–12 mm	105·58·30	005-2551110

LUMINOUS FLUX value calculated for 3000 K, CRI ≥ 90, colour white, reflector chrome 2700 K -6 %, 4000 K +7 %

Aertssen Group Beveren, BE –
by Mertens Architecten with
lighting design by Eef Debeuf

Fortuna Financial Group
Antwerp, BE – by Kris Rymenants Architectenbureau



back





reddot winner 2020

UNICO linear

ceiling

EN Rectangular surface mounted multi-downlight made of aluminium; equipped with two (L2) / three (L3) / four (L4) / six (L6) individually selectable or pre-specified, customised light elements; luminaire housing can be attached to mounting plate without tools by interlock; converter integrated into luminaire housing; surface powder coated; high-quality reflector with micro-faceted, aluminum-vaporised surface; precise radiation characteristic with different symmetrical light distributions; or with asymmetric light distribution; energy-efficient high power LEDs with very good colour rendering; clank-free

FR Multi-downlight apparent rect., en alu ; équipé de 2 (L2) / 3 (L3) / 4 (L4) / 6 (L6) éléments opt. individuels ou fixes, spécifiques à chaque application ; corps pouvant être monté sans outils sur la plaque de montage grâce à un système de verrouillage ; convert. intégré dans le corps ; surface thermolaquée ; réflecteur de grande qualité avec surface à microfacettes, métallisée à l'alu ; caractéristique de diffusion précise avec différentes possibilités de répartitions symétriques de la lumière ; ou avec distribution asymétrique de la lumière ; High-Power-LED efficaces, très bon rendu des couleurs ; sans distorsions

Quickinfo

2700 K, 3000 K, 4000 K
CRI ≥ 90, 3 SDCM
UGR ≤ 19 / 65° ≤ 3000 cd/m²
L2 up to 95 lm/W
L3 up to 97 lm/W
L4 up to 103 lm/W
L6 up to 103 lm/W
L90 @ 50 000 h
non DIM, DALI-2

Types

linear

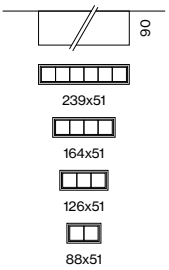

Colours

Light optics

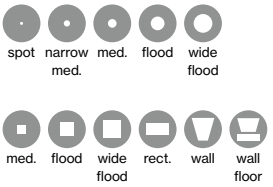

one luminaire
multiple scenes

black & gold
reflector

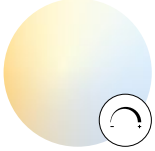

tunable white
2700 – 5000 K

Order options

COLOUR TEMPERATURE

2700 K	4
3000 K	5
4000 K	6

CONTROL

non DIM	1
DALI-2	3

LIGHT OPTIC

spot round (UGR ≤ 10)	K
narrow medium round (UGR ≤ 10)	N
medium round (UGR ≤ 10)	B
medium square (UGR ≤ 10)	E
flood round (UGR ≤ 16)	C
flood square (UGR ≤ 19)	F
wide flood round	D
wide flood square	G

MATERIAL COLOUR

○ traffic white RAL 9016	W
● white aluminium RAL 9006	G
● jet black RAL 9005	B
● gold dust RAL 260-M	9

LIGHT OPTIC COLOUR

chrome reflector	0
black reflector*	B

*not available for spot round, narrow medium round and wallwasher

Options on request

COLOUR TEMPERATURE

tunable white 2700–5000 K

DALI-2 DT8

LIGHT OPTIC COLOUR

gold reflector

Product configurator

Create your own UNICO PRO
unico.xal.com

Planning information

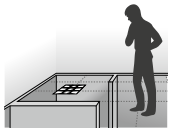

The icons of the light optics are shown in the reflected ceiling plan (RCP) view.

UNICO L2 basic ceiling

UGR ≤10 | cd/m² ≤3000 | CRI ≥90 | DALI 1 ADDR. | 220-240V | X-PERT

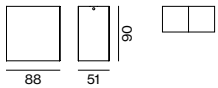

FLOOR

SYSTEM POWER	LUMINOUS FLUX	ORDER CODE
12.6 W	up to 1150 lm	090-1L2⁝⁝⬍▲◪■01

choose one light optic ▲ from the options on the left depending on your room needs

CORRIDOR
2x rectangular

SYSTEM POWER	LUMINOUS FLUX	ORDER CODE
12.6 W	971 lm	090-1L2⁝⁝⬍R◪■01

WALL
2x wallwasher

SYSTEM POWER	LUMINOUS FLUX	ORDER CODE
12.6 W	973 lm	090-1L2⁝⁝⬍A◪001

WALL + FLOOR
2x wallwasher floor

SYSTEM POWER	LUMINOUS FLUX	ORDER CODE
12.6 W	947 lm	090-1L2⁝⁝⬍W◪■01

WALL + FLOOR
2x wallwasher floor

SYSTEM POWER	LUMINOUS FLUX	ORDER CODE
12.6 W	1020 lm	090-1L2⁝⁝⬍W◪■02

UNICO L3 basic ceiling

UGR ≤10 | cd/m² ≤3000 | CRI ≥90 | 220-240V | X-PERT

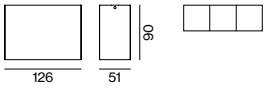

FLOOR

SYSTEM POWER	LUMINOUS FLUX	ORDER CODE
18.9 W	up to 1720 lm	090-1L3⁝⁝⬍▲◪■01

choose one light optic ▲ from the options on the left depending on your room needs

WALL
3x wallwasher

SYSTEM POWER	LUMINOUS FLUX	ORDER CODE
18.9 W	1460 lm	090-1L3⁝⁝⬍A◪001

LUMINOUS FLUX value calculated for 3000 K, CRI ≥ 90, colour white, reflector chrome
2700 K -6 %, 4000 K +7 %

back

Order options

COLOUR TEMPERATURE

2700 K	4
3000 K	5
4000 K	6

CONTROL

non DIM	1
DALI-2	3

LIGHT OPTIC

spot round (UGR ≤ 10)	K
narrow medium round (UGR ≤ 10)	N
medium round (UGR ≤ 10)	B
medium square (UGR ≤ 10)	E
flood round (UGR ≤ 16)	C
flood square (UGR ≤ 19)	F
wide flood round	D
wide flood square	G

MATERIAL COLOUR

traffic white RAL 9016	W
white aluminium RAL 9006	G
jet black RAL 9005	B
gold dust RAL 260-M	9

LIGHT OPTIC COLOUR

chrome reflector	0
black reflector*	B

*not available for spot round, narrow medium round and wallwasher

Options on request

COLOUR TEMPERATURE

tunable white 2700–5000 K

DALI-2 DT8

LIGHT OPTIC COLOUR

gold reflector

Product configurator

Create your own UNICO PRO
unico.xal.com

Planning information

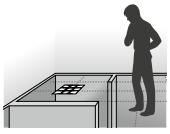

The icons of the light optics are shown in the reflected ceiling plan (RCP) view.

UNICO L4 basic ceiling

UGR ≤ 10 | cd/m² ≤3000 | CRI ≥ 90 | DALI 1 ADDR. | 220-240V | X-PERT

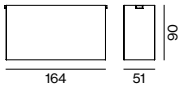

FLOOR

SYSTEM POWER	LUMINOUS FLUX	ORDER CODE
20.4 W	up to 1920 lm	090-1L4 ⁘ ⬍ ▲ ◪ ■ 01

choose one light optic ▲ from the options on the left depending on your room needs

WALL
4x wallwasher

SYSTEM POWER	LUMINOUS FLUX	ORDER CODE
20.4 W	1620 lm	090-1L4 ⁘ ⬍ A ◪ 001

FLOOR / WALL + FLOOR
4x wallwasher floor

SYSTEM POWER	LUMINOUS FLUX	ORDER CODE
20.4 W	1690 lm	090-1L4 ⁘ ⬍ W ◪ ■ 01

WALL + FLOOR
4x wallwasher floor

SYSTEM POWER	LUMINOUS FLUX	ORDER CODE
20.4 W	1690 lm	090-1L4 ⁘ ⬍ W ◪ ■ 02

UNICO L6 basic ceiling

UGR ≤ 10 | cd/m² ≤3000 | CRI ≥ 90 | 220-240V | X-PERT

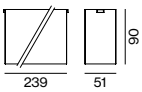

FLOOR

SYSTEM POWER	LUMINOUS FLUX	ORDER CODE
28.6 W	up to 2790 lm	090-1L6 ⁘ ⬍ ▲ ◪ ■ 01

choose one light optic ▲ from the options on the left depending on your room needs

CORRIDOR
6x rectangular

SYSTEM POWER	LUMINOUS FLUX	ORDER CODE
28.6 W	2350 lm	090-1L6 ⁘ ⬍ R ◪ ■ 01

WALL
6x wallwasher

SYSTEM POWER	LUMINOUS FLUX	ORDER CODE
28.6 W	2360 lm	090-1L6 ⁘ ⬍ A ◪ 001

WALL + FLOOR
6x wallwasher floor

SYSTEM POWER	LUMINOUS FLUX	ORDER CODE
28.6 W	2460 lm	090-1L6 ⁘ ⬍ W ◪ ■ 01

LUMINOUS FLUX value calculated for 3000 K, colour white, reflector chrome
2700 K -6 %, 4000 K +7 %

Babylon
Den Haag, NL – by Studio Linse

back



reddot winner 2020

UNICO square

ceiling

EN Square surface mounted multi-downlight made of aluminium; equipped with one (Q1) / four (Q4) / nine (Q9) individually selectable or pre-specified, customised light element(s); luminaire housing can be attached to mounting plate without tools by interlock; converter integrated into luminaire housing; surface powder coated; high-quality reflector with micro-faceted, aluminum-vaporised surface; precise radiation characteristic with different symmetrical light distributions; or with asymmetric light distribution; energy-efficient high power LEDs with very good colour rendering; clank-free

FR Multi-downlight apparent carré, en alu ; équipé d'1 (Q1) / 4 (Q4) / 9 (Q9) éléments opt. individuels ou fixes, spécifiques à chaque application ; corps pouvant être monté sans outils sur la plaque de montage grâce à un système de verrouillage ; convertisseur intégré dans le corps ; surface thermolaquée ; réflecteur de grande qualité avec surface à microfacettes, métallisée à l'alu ; caractéristique de diffusion précise avec différentes possibilités de répartitions symétriques de la lumière ; ou avec distribution asymétrique de la lumière ; High-Power-LED efficaces, très bon rendu des couleurs ; sans distorsions

Quickinfo

2700 K, 3000 K, 4000 K
CRI ≥ 90, 3 SDCM
UGR ≤ 19 / 65° ≤ 3000 cd/m²
Q1 up to 95 lm/W
Q4 up to 103 lm/W
Q9 up to 105 lm/W
L90 @ 50 000 h
non DIM, DALI-2

Types

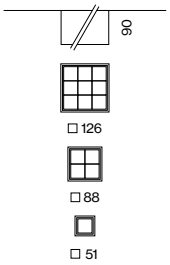

Colours

Light optics

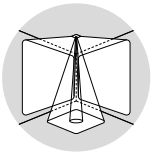

one luminaire
multiple scenes

black & gold
reflector

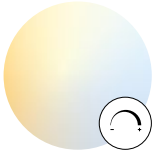

tunable white
2700 – 5000 K

Order options

COLOUR TEMPERATURE

2700 K	4
3000 K	5
4000 K	6

CONTROL

non DIM	1
DALI-2	3

LIGHT OPTIC

spot round (UGR ≤ 10)	K
narrow medium round (UGR ≤ 10)	N
medium round (UGR ≤ 10)	B
medium square (UGR ≤ 10)	E
flood round (UGR ≤ 16)	C
flood square (UGR ≤ 19)	F
wide flood round	D
wide flood square	G

MATERIAL COLOUR

○ traffic white RAL 9016	W
● white aluminium RAL 9006	G
● jet black RAL 9005	B
● gold dust RAL 260-M	9

LIGHT OPTIC COLOUR

chrome reflector	0
black reflector*	B

*not available for spot round, narrow medium round and wallwasher

Options on request

COLOUR TEMPERATURE

tunable white 2700–5000 K

DALI-2 DT8

LIGHT OPTIC COLOUR

gold reflector

Product configurator

Create your own UNICO PRO
unico.xal.com

Planning information

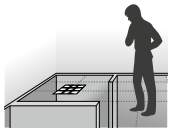

The icons of the light optics are shown in the reflected ceiling plan (RCP) view.

UNICO Q1 basic ceiling

UGR ≤10 | cd/m² ≤3000 | CRI ≥90 | DALI 1 ADDR. | 220-240V | X-PERT

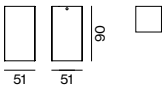

FLOOR

SYSTEM POWER	LUMINOUS FLUX	ORDER CODE
6.5 W	up to 575 lm	090-1Q1⁝⁝1▲◪■01

choose one light optic ▲ from the options on the left depending on your room needs

UNICO Q4 basic ceiling

UGR ≤10 | cd/m² ≤3000 | CRI ≥90 | 220-240V | X-PERT

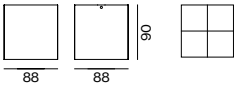

FLOOR

SYSTEM POWER	LUMINOUS FLUX	ORDER CODE
20.4 W	up to 1920 lm	090-1Q4⁝⁝⇕▲◪■01

choose one light optic ▲ from the options on the left depending on your room needs

WALL
4x wallwasher

SYSTEM POWER	LUMINOUS FLUX	ORDER CODE
20.4 W	1620 lm	090-1Q4⁝⁝⇕A◪001

CORNER + FLOOR
2x wallwasher floor + 2x medium square

SYSTEM POWER	LUMINOUS FLUX	ORDER CODE
20.4 W	1630 lm	090-1Q4⁝⁝⇕9◪■01

UNICO Q9 basic ceiling

UGR ≤10 | cd/m² ≤3000 | CRI ≥90 | 220-240V | X-PERT

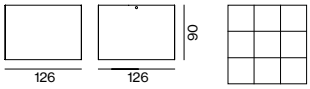

FLOOR

SYSTEM POWER	LUMINOUS FLUX	ORDER CODE
36 W	up to 3550 lm	090-1Q9⁝⁝⇕▲◪■01

choose one light optic ▲ from the options on the left depending on your room needs

WALL
9x wallwasher

SYSTEM POWER	LUMINOUS FLUX	ORDER CODE
36 W	3000 lm	090-1Q9⁝⁝⇕A◪001

WALL + CORRIDOR
6x wallwasher floor + 3x rectangular

SYSTEM POWER	LUMINOUS FLUX	ORDER CODE
36 W	3090 lm	090-1Q9⁝⁝⇕9◪■01

LUMINOUS FLUX value calculated for
3000 K, CRI ≥ 90, colour white, reflector chrome
2700 K -6 %, 4000 K +7 %

Granitlab Coworking
St. Martin im Mühlkreis, AT –
by GHT-Plan GmbH with lighting design
by GHT-Plan GmbH, AREA C.I. Design GmbH

back



Quickinfo

2700 K, 3000 K, 4000 K
CRI ≥ 90, 3 SDCM
up to 49 lm/W
L90 @ 50 000 h
non DIM, DALI-2

Types

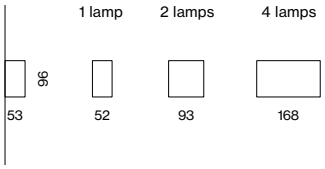

Colours

Light distribution

ceiling washer

UNICO

wall surface

EN Rectangular wall surface mounted multi-uplight made of aluminium; equipped with one light inset (1 lamp) / two (2 lamps) / four (4 lamps) light insets; luminaire housing can be attached to mounting plate without tools by interlock; converter integrated into luminaire housing; surface powder coated; high-quality reflector with micro-faceted, aluminum-vaporised surface; homogeneous wall or ceiling illumination through uniform light distribution; energy-efficient high power LEDs with very good colour rendering; luminaire for through wiring

FR Multi-Uplight mural apparent rectangulaire en alum. ; avec insert d'éclairage (1 lamp) / deux (2 lamps) / quatre (4 lamps) inserts d'éclairage ; corps de luminaire pouvant être monté sans outils sur la plaque de montage grâce à un système de verrouillage ; convertisseur intégré dans le corps de luminaire ; surface thermolaquée ; réflecteur de grande qualité avec surface à microfacettes, métallisée à l'aluminium ; éclairage homogène du mur ou du plafond par une distribution de lumière uniforme ; High-Power-LED à grande efficacité énergétique, très bon rendu des couleurs ; luminaire pour câblage continu

homogeneous ceiling illumination



safety glass for dust protection

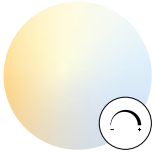

tunable white 2700 – 5000 K

Order options

COLOUR TEMPERATURE

2700 K	4
3000 K	5
4000 K	6

CONTROL

non DIM	1
DALI-2	3

MATERIAL COLOUR

○ traffic white RAL 9016	W
● white aluminium RAL 9006	G
● jet black RAL 9005	B

Options on request

COLOUR TEMPERATURE

tunable white 2700–5000 K

only available for 2 lamps and 4 lamps
DALI-2 DT8

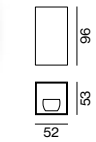

UNICO wall surface

CRI ≥90 · 220-240V · X-PERT

1 LAMP

SYSTEM POWER	LUMINOUS FLUX	ORDER CODE
5.9 W	240 lm	090-0L1 ⁘ 1T ◪ 001

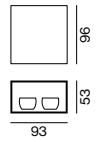

CRI ≥90 · DALI 1 ADDR. · 220-240V · X-PERT

2 LAMPS

SYSTEM POWER	LUMINOUS FLUX	ORDER CODE
17.4 W	740 lm	090-0L2 ⁘ ⇕ T ◪ 001

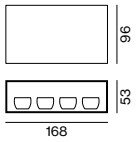

CRI ≥90 · DALI 1 ADDR. · 220-240V · X-PERT

4 LAMPS

SYSTEM POWER	LUMINOUS FLUX	ORDER CODE
30.0 W	1380 lm	090-0L4 ⁘ ⇕ T ◪ 001

Light distribution

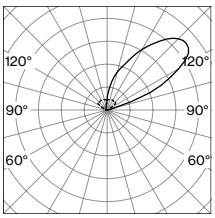

microprismatic
direct / indirect power

LUMINOUS FLUX value calculated for
3000 K, CRI ≥ 90, colour white, reflector chrome
2700 K -6 %, 4000 K +7 %

Office
Visualisation

back



Quickinfo

2700 K, 3000 K, 4000 K
CRI ≥ 90, 3 SDCM
up to 53 lm/W
L90 @ 50 000 h
non DIM, DALI-2

Types

trim

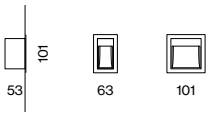

trimless

Colours

Light distribution

wide
floor

UNICO

wall recessed

EN Recessed wall luminaire in aluminium; installation without tools in mounting set (trimless or with trim) with ball catch system; installation possible in different housings; surface powder coated; incl. external converter; high-quality reflector with micro-faceted, aluminum-vaporised surface; different asymmetrical light distributions; installation optionally for floor or ceiling illumination; energy-efficient high power LEDs with very good colour rendering

FR Luminaire mural encastré en alum. ; montage sans outil en kit de montage (sans bord ou avec bord continu) par système à déclic à bille ; encastrement possible dans différents boîtiers ; surface thermolaquée ; avec convertisseur externe ; réflecteur de grande qualité avec surface à microfacettes, métallisée à l'aluminium ; différentes répartitions de lumière asymétriques ; montage au choix pour l'éclairage du sol ou du plafond ; High-Power-LED à grande efficacité énergétique, très bon rendu des couleurs

homogeneous
floor illumination

safety glass for
dust protection

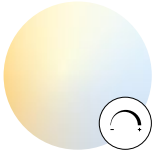

tunable white
2700 – 5000 K

Order options

COLOUR TEMPERATURE

2700 K	4
3000 K	5
4000 K	6

CONTROL

non DIM	1
DALI-2	3

LIGHT OPTIC

wide floor

MATERIAL COLOUR

○ traffic white RAL 9016	W
● jet black RAL 9005	B

Options on request

COLOUR TEMPERATURE

tunable white 2700–5000 K

only available for 2 lamps | DALI-2 DT8

Light distribution

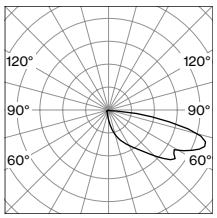

microprismatic
direct / indirect power

LUMINOUS FLUX value calculated for
3000 K, CRI ≥ 90, colour white, reflector chrome
2700 K -6 %, 4000 K +7 %

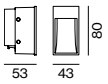

UNICO wall recessed

CRI ≥ 90 · DALI 1 ADDR. · 220-240 V · X-PERT

1 LAMP

SYSTEM POWER	LUMINOUS FLUX	ORDER CODE
7.3 W	340 lm	090-6L1 ⁘ UB001

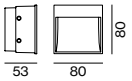

CRI ≥ 90 · DALI 1 ADDR. · 220-240 V · X-PERT

2 LAMPS

SYSTEM POWER	LUMINOUS FLUX	ORDER CODE
12.5 W	610 lm	090-6L2 ⁘ UB001

Accessories

MOUNTING SET WITH TRIM

for intermediate ceilings 2–25 mm

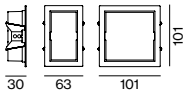

TYPE	L·W·H (mm)	CUTOUT (mm)	ORDER CODE
1 lamp	101·63·20	90·50	090-7L2020
2 lamps	101·101·30	90·50	090-7Q4020

TRIMLESS MOUNTING SET

for installation in plasterboard ceilings 12.5/15/20/25 mm

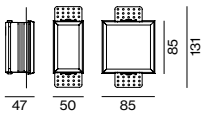

TYPE	L·W·H (mm)	CUTOUT (mm)	ORDER CODE
1 lamp	88·50·47	90·50	090-7L20100
2 lamps	85·85·47	90·50	090-7Q40100

PRIMED CONCRETE MOUNTING SET

TYPE	L·W·H (mm)	ORDER CODE
primed concrete ceilings	240·400·130	052-1914320

order mounting set separately

EXPOSED CONCRETE MOUNTING SET

TYPE	ORDER CODE
1 lamp exposed concrete	090-6L10500
2 lamps exposed concrete	090-6L20600

order mounting set separately

Planning information

wide floor

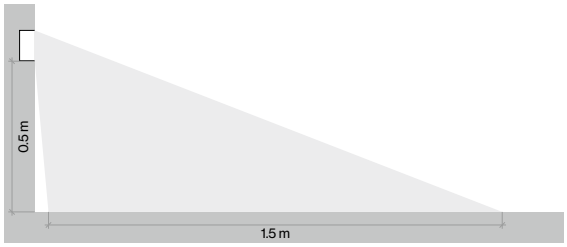

Office
Visualisation

Hidden talent



SPIO

EN Round, recessed SPIO spotlights bring special lighting to your rooms. The luminaire provides an impressive lighting effect, trimless or with a trim. The housing can be painted over, allowing the spotlight to blend seamlessly into the ceiling. The small light aperture of 10 mm makes the SPIO itself appear almost hidden – but the equally effective and calm overall impression is anything but invisible. The round, recessed spotlight is available with beam angles of 35° or 44° and can be rotated 360° in the housing and pivoted 30° in all directions. These different lighting options mean that versatile designs for interiors are possible. SPIO is available in the light colours 2700 K, 3000 K, and 4000 K.

FR Avec les spots ronds encastrés SPIO, faites preuve d'originalité dans l'éclairage de vos locaux. Ce luminaire produit un effet lumineux des plus impressionnants, sans bord ou avec bord continu. Le boîtier peut être puis peint, pour un spot qui se fond à merveille dans le décor du plafond. Son ouverture minime – 10 mm seulement – pour la sortie de la lumière rend le SPIO quasi-invisible. Et pourtant ses effets, à la fois efficaces et apaisants, sont loin de passer inaperçus. Le spot rond encastré est proposé avec un angle de diffusion de 35° ou 44°. Il peut pivoter à 360° dans son boîtier et être orienté à 30° dans toutes les directions. Il offre ainsi une grande liberté d'aménagement de l'espace grâce aux nombreuses possibilités d'éclairage envisageables. SPIO est disponible dans les températures de couleur 2700 K, 3000 K et 4000 K.

Type

60

Mountings



trimless recessed | with trim recessed

Light distributions

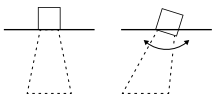

downlight | spotlight

High-efficiency lens

EN Large light output – almost unnoticed. SPIO has a special LFO lens, which is mounted at an exact distance from the light-emission surface, thus ensuring that no light beam appears on the inner surface of the housing. This reduces the light-emission surface, and SPIO illuminates the room almost unnoticed.

FR Un excellent rendu lumineux, sans se faire remarquer. SPIO est équipé d'une lentille LFO spéciale, qui est montée à une distance précise de la surface de sortie de la lumière. Ses dimensions sont spécialement étudiées pour éviter que le rayon lumineux n'apparaisse sur la surface intérieure du boîtier. La surface de sortie de la lumière est ainsi réduite et les SPIO éclairent la pièce de manière presque imperceptible.



Homogeneous appearance

EN SPIO is the right choice for a uniform ceiling appearance. Thanks to its extremely small light aperture of 10 mm, the recessed spotlight appears almost invisible. The effective lighting is rounded off by its minimalist design language.

FR SPIO, le choix idéal pour un plafond d'aspect uniforme. Sa très petite ouverture – 10 mm seulement – de sortie de la lumière rend ce spot encastré quasi-invisible. Sa forme épurée vient parfaire l'effet lumineux ainsi obtenu.

Light distribution

EN Despite its small emission surface, the recessed spotlight achieves a beam angle of either 35° or 44°. SPIO thus provides glare-free light and skilfully stages objects.

FR Malgré une surface de sortie réduite, l'angle de rayonnement du spot encastré atteint tout de même les 35° ou 44° au choix. SPIO produit ainsi une lumière qui, sans jamais éblouir, met habilement en valeur les objets.

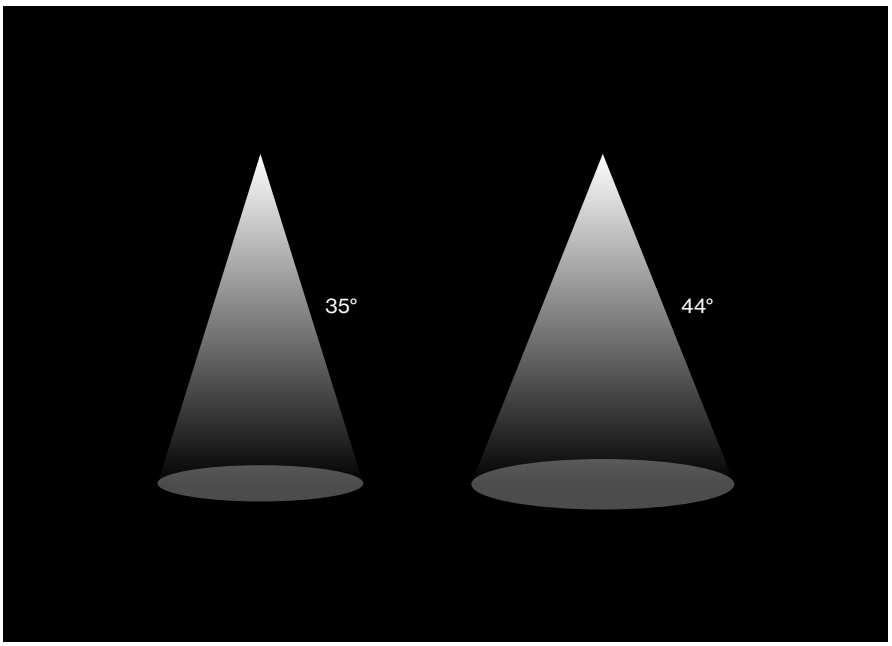

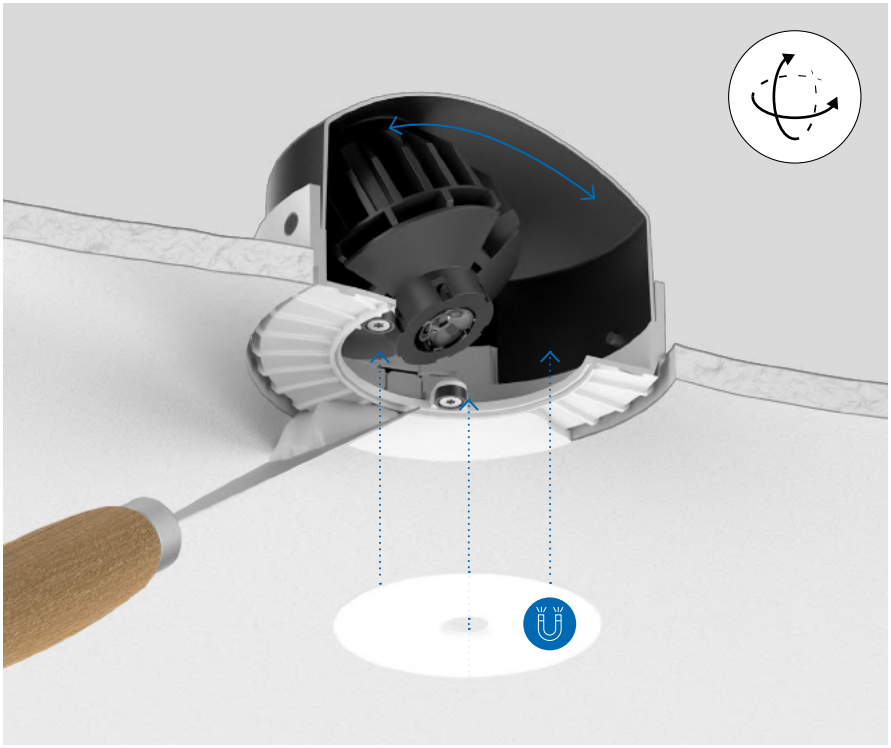

Precise light adjustment

EN The adjustable version of SPIO, patent pending, can be moved in all directions thanks to a magnetic plate. The spotlight can thus both be rotated 360° and pivoted up to 30° in all directions. As a result, it offers the greatest flexibility in directing and guiding light exactly where it is desired.

FR La version réglable de SPIO, en passe d'être brevetée, peut être déplacée dans toutes les directions grâce à une tête de spot magnétique. Ainsi, le spot peut non seulement pivoter à 360°, mais également être incliné jusqu'à 30° dans toutes les directions. Il offre donc une remarquable liberté d'orientation et de guidage de la lumière vers l'endroit précis où elle est attendue.

Smooth and invisible

EN The trimless SPIO version can easily be maintained and adjusted thanks to its magnetic cover. The spotlight is completely fitted into a plasterboard ceiling. The recessed housing and ceiling can subsequently be painted over. The spots thus appear "invisible", creating a homogeneous, effective overall impression.

FR La variante sans bord de SPIO est facile à entretenir et à ajuster grâce à la plaque de recouvrement magnétique. Le spot est entièrement encastré dans un plafond en placoplâtre. Le boîtier d'encastrement peut ensuite être peint en même temps que le plafond de la pièce. Les spots paraissent ainsi « invisibles » – l'impression d'homogénéité obtenue est saisissante.

back



reddot winner 2022

DESIGN AWARD 2022

SPIO 60

recessed

EN Round recessed spotlight in die-cast aluminium; installation without tools in mounting set with ball catch system or with magnetic attachment; for trimless installation in plasterboard ceilings; paintable cover; shadow joint between cover and mounting set optionally fillable; choice of adjustable or fixed symmetric radiation characteristic; high quality lens system; uncluttered ceiling look through recessed lighting level; reduced light-emitting surface (only ø10 mm); no multiple shadows; efficient LEDs with very good colour rendering

FR Spot rond encastrable en fonte d'aluminium injectée ; montage sans outil en kit de montage par système à déclic à bille ou avec fixation magnétique ; pour encastr. sans bord en plafond placoplâtre ; plaque de couverture peinturable ; joint creux entre la plaque de couv. et le kit de montage plâtrable en opt. ; caractéristiques de rayonnement au choix réglables ou fixes symétriques ; optique lentille de grande qualité ; plafond harmonieux par luminaire en retrait ; surface de diffusion réduite (ø10 mm seulement) ; pas d'ombres multiples ; LED économes en énergie à restitution de couleur élevée

Quickinfo

2700 K, 3000 K
CRI ≥ 90, 2 SDCM
up to 60 lm/W
L80 @ 50 000 h
non DIM, DALI-2

Types

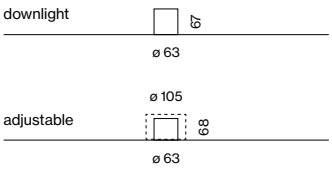

Colour

Light distributions

10 mm light ouput area

trimless installation

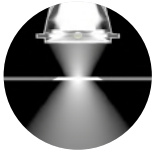

LFO lens technology



paintable cover

Order options

COLOUR TEMPERATURE

2700 K	4
3000 K	5

MATERIAL COLOUR

○ traffic white RAL9016	

paintable cover

BEAM ANGLE

flood 35°	F
wide flood 44°	W

Options on request

COLOUR TEMPERATURE

4000 K	

CONCRETE HOUSING

primed concrete ceiling	
exposed concrete ceiling	

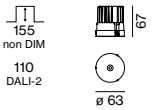

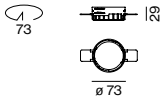

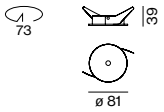

SPIO 60 downlight

UGR ≤ 16 | CRI ≥ 90 | DALI 1 ADDR. | 2 SDCM | 1050 mA | pending | CB pending

DOWNLIGHT

INSET POWER	LUMINOUS FLUX	ORDER CODE
12.2 W 12 Vf 1050 mA	693 lm	048-1510 :: 17 ▲

Mounting accessories

TRIMLESS MOUNTING SET for plasterboard ceilings 12.5/15/25 mm

COLOUR	ORDER CODE
○ traffic white RAL9016	048-2696117

MOUNTING SET WITH TRIM for intermediate ceilings 2–25 mm

COLOUR	ORDER CODE
○ traffic white RAL9016	048-1597207
● jet black RAL 9005	048-1597208

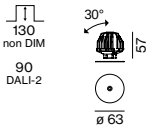

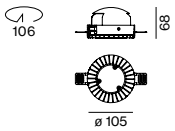

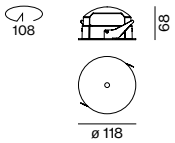

SPIO 60 adjustable

UGR ≤ 16 | 360° 30° | CRI ≥ 90 | DALI 1 ADDR. | 2 SDCM | 850 mA | pending | CB pending

ADJUSTABLE

INSET POWER	LUMINOUS FLUX	ORDER CODE
9.7 W 12 Vf 850 mA	582 lm	048-1520 :: 17 ▲

Mounting accessories

TRIMLESS MOUNTING SET for plasterboard ceilings 12.5/15/25 mm

COLOUR	ORDER CODE
○ traffic white RAL9016	048-1598107

MOUNTING SET WITH TRIM for intermediate ceilings 2–25 mm

COLOUR	ORDER CODE
○ traffic white RAL9016	048-1597107
● jet black RAL 9005	048-1597108

Electrical accessories

POWER SUPPLY 220-240 V AC, 50-60 Hz, ⧈ PC II

TYPE	EFFICIENCY	L·W·H (mm)	ORDER CODE
850 mA | non DIM	η 85 %	147·44·22	002-90785
850 mA | DALI-2	η 85 %	147·44·22	002-90786
1050 mA | non DIM	η 85 %	147·44·22	002-90787
1050 mA | DALI-2	η 85 %	147·44·22	002-90788

DIN RAIL COMPONENTS

TYPE	W·H·D (mm)	ORDER CODE
POWER SUPPLY 220-240 V AC 96 W | 48V DC constant voltage	90·90·60	005-6520210
LED DRIVER DALI-2 DT6 1–2 addr. 200–1050 mA settable const. current 2×42W | 48V DC | U_{OUT} 10–40 V	36·88·59	005-6121030

for more details and components see page 981

INSET POWER is the current consumption excluding any ballast
LUMINOUS FLUX value calculated for 3000 K, CRI ≥ 90, colour white, lens flood 2700 K -5 %

Private Residence
Visualisation

Private Residence
Visualisation

Spotlights behind the scene

CAVO

EN CAVO embodies a new type of lighting system. The round, square, rectangular, or flexible installation system can be integrated flush in suspended ceilings. The spotlights can be positioned and connected almost anywhere using a patented magnet system while remaining discreetly in the background. The spots can be rotated and swivelled individually. The glowing variant offers decorative indirect lighting of the recessed housing, which backlights the spots and effectively de-locates the light points.

FR CAVO est l'incarnation d'un tout nouveau type de système d'éclairage. Le boîtier d'encastrement flexible de forme ronde, carrée ou rectangulaire s'encastre à fleur dans les plafonds suspendus. Grâce à un système magnétique breveté, les spots peuvent être positionnés et connectés quasiment partout – tout en restant discrètement en arrière-plan. Les spots peuvent pivoter et être inclinés individuellement ; la variante Glowing produit en outre un éclairage indirect décoratif du boîtier d'encastrement, qui assure le rétroéclairage des spots et permet de mettre les points lumineux en retrait – l'effet ainsi obtenu est des plus réussis.

Types

round 110 | square 110 | linear 300 / 600

Mountings

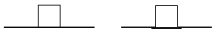

trimless recessed | trim recessed

Light distributions

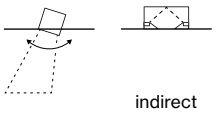

spotlight | indirect glowing light

Works invisibly

EN CAVO spotlights are mounted without tools and magnetically fixed, discreetly concealing the light source in the housing. The recessed light point plane also provides ample glare control.

FR Les spots CAVO se montent sans outil et se fixent magnétiquement, de sorte que la source de lumière est discrètement cachée dans le boîtier. Le niveau du point lumineux en retrait apporte également un bon effet anti-éblouissement.



Glowing effect

EN CAVO Glowing is a variant with powerful indirect lighting. Light insets, which are placed inside the box and the housing channel, illuminate from within. This creates subtle, decorative indirect light in the channel, complementing the directional light.

FR CAVO Glowing est une variante avec un éclairage indirect plein d'effets. De propres inserts d'éclairage dans le boîtier ou dans le canal du boîtier l'éclairent de l'intérieur. On obtient ainsi une lumière indirecte discrète et décorative dans le canal, ce qui complète la lumière orientée.

Magnetic attachment

EN CAVO spotlights are easy to rotate and swivel and can be repositioned and rearranged according to requirements, providing maximum mobility and light exactly where it is needed. The magnet system repositions each spotlight within the housing with just one touch.

FR La plus grande mobilité et l'éclairage exactement là où on en a besoin : les spots CAVO sont facilement orientables et inclinables, de sorte qu'ils peuvent être repositionnés et disposés selon les besoins. Grâce à un système magnétique, chaque spot peut être repositionné dans le boîtier en un seul geste.

Variety

EN The individual housing is directly attached to the bare ceiling. As a single luminaire, CAVO has four different recessed housings (round, square, or rectangular in two lengths), which can be arranged with up to six spotlights.

FR Le boîtier individuel est fixé à même le plafond brut. En version luminaire seul, CAVO est proposé avec quatre boîtiers d'encastrement distincts (rond, carré ou rectangulaire dans deux longueurs) qui peuvent être agencés avec un maximum de six spots.





Quickinfo

2700 K, 3000 K
CRI ≥ 90, 2 SDCM
DALI-2

L80 @ 50 000 h
mounting housing with glowing

L90 @ 50 000 h
JUST 45 up to 69 lm/W

L95 @ 50 000 h
JUST 32 focus up to 3×54 lm/W

Types

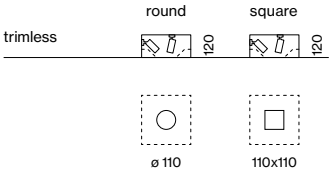

Housing colours

Inset colours

Light distributions

CAVO round / square

recessed

EN Recessed housing made of pressed steel sheet for flush installation in plasterboard ceilings, underside of aluminium-reinforced plaster; alternatively with round or square cut-out; no break-out of edges; 3 cylindrical spotlight heads can be installed without tools by means of magnetic holders; simple electrical connection of the spotlights due to non-reversible plug and play connection; housing and spotlights powder coated; optionally: indirect light component in housing; COB (Chip on Board) technology for maximum efficiency; no multiple shadows; efficient LEDs with very good colour rendering; good glare reduction due to recessed light point plane; high quality lens system; precise radiation characteristic; optical attachments as accessories; hot plug protection

FR Boîtier en tôle d'acier pour encastrement sans bord dans plafonds en plaques de plâtre, dessous en plâtre renforcé à l'alu ; au choix avec section ronde ou carrée ; arêtes non chanfreinées ; poss. d'intégrer sans outil 3 têtes de spot cyl. au moyen de fixations magnétiques ; branchement électr. simple des spots par Plug & Play sans risque d'inversion de polarité ; boîtier et spot thermolaqués ; en option : part de lumière indirecte dans le boîtier ; Technologie COB pour efficacité max. ; pas d'ombres multiples ; LED éco à rendu de couleur élevé ; bon anti-éblouissement grâce aux points lum. en retrait ; optique lentille de qualité ; caract. de rayonnement précise ; élém. optiques comme accessoires ; protection Hot Plug

magnetic holders for tool-free mounting

optical accessories

Order options

COLOUR TEMPERATURE

2700 K	4
3000 K	5

CONTROL

DALI-2

INSET COLOUR

○ traffic white RAL 9016	7
● jet black RAL 9005	8
● gold dust RAL 260-M	9

HOUSING COLOUR

○ traffic white RAL 9016	7
● jet black RAL 9005	8

BEAM ANGLE

medium 23°	M
flood 44°	F

Options on request

OPTICAL ACCESSORIES

elliptical sculpture foil
snoot
colour filter (red, blue, green, etc.)

only for JUST 32 focus

JUST 32 focus 17–43°

360° 90° | CRI ≥90 | 2-SDCM | 400mA

SPOTLIGHT

INSET POWER	LUMINOUS FLUX	ORDER CODE
4.6 W	250 lm	049-8211 :: 3 ◪

not for single use

JUST 45

360° 90° | CRI ≥90 | 2-SDCM | 400mA

SPOTLIGHT

INSET POWER	LUMINOUS FLUX	ORDER CODE
8.8 W	640 lm	049-8302 :: 3 ◪ ▲

Mounting accessories

MOUNTING HOUSING 1 DALI-2 address
for trimless installation in plasterboard ceilings 8-25 mm

TYPE	L·W·H (mm)	ORDER CODE
round | 3 spots (4.5 kg)	260·260·120	049-880303 ■
square | 3 spots (4.5 kg)	260·260·120	049-881303 ■

incl. power supply 220–240 V AC, 50–60 Hz, ⏚ PC I, ENEC approved

MOUNTING HOUSING WITH GLOWING (3000 K) 2 DALI-2 addresses
for trimless installation in plasterboard ceilings 8-25 mm

TYPE	L·W·H (mm)	ORDER CODE
round | 3 spots (4.5 kg)	260·260·120	049-882353 7
square | 3 spots (4.5 kg)	260·260·120	049-883353 7

incl. power supply 220–240 V AC, 50–60 Hz, ⏚ PC I, ENEC approved

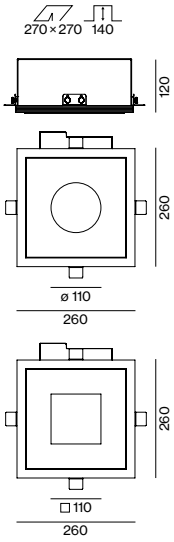

Optical accessories

HONEYCOMB LOUVER

TYPE	Ø·H (mm)	ORDER CODE
JUST 32 focus	30·4	007-196516 8
JUST 45	42·3	007-196518 8

INSET POWER is the current consumption excluding any ballast
LUMINOUS FLUX value calculated for 3000 K, CRI ≥ 90, colour white, lens medium 2700 K -5 %

Freigeist Brauquartier
Graz, AT – by FIPE ARCHITECTURE
with lighting design by Eugen Schöberl

back

CAVO linear

recessed

EN Installation housing in pressed steel sheet with rectangular cut-out; for trimless installation in plasterboard ceilings; special edge design with perforations for better adhesion of filler; or with trim; 3 or 6 cylindrical spotlight heads can be installed without tools by means of magnetic holders; simple electrical connection of the spotlights due to non-reversible plug and play connection; housing and spotlights powder coated; COB (Chip on Board) technology for maximum efficiency; no multiple shadows; efficient LEDs with very good colour rendering; good glare reduction due to recessed light point plane; high quality lens system; precise radiation characteristic; optical attachments as accessories; hot plug protection

FR Boîtier d'encastrement en tôle d'acier avec découpe rectangulaire ; pour encastr. sans bord en plafond placoplâtre ; formation de bords spéciaux avec des trous pour meilleure adhérence du l'enduit ; ou avec bord continu ; possibilité d'intégrer sans outil 3 ou 6 têtes de spot cylindriques au moyen de fixations magnétiques ; branchement électrique simple des spots par connexion Plug & Play sans risque d'inversion de polarité ; boîtier et spot thermolaqués ; Technologie COB (Chip on Board) pour efficacité maximale ; pas d'ombres multiples ; LED économes en énergie à restitution de couleur élevée ; bon anti-éblouissement grâce aux points lumineux en retrait ; optique lentille de grande qualité ; caractéristique de rayonnement précise ; eléments optiques comme accessoires ; protection Hot Plug

Quickinfo

2700 K, 3000 K
CRI ≥ 90, 2 SDCM
DALI-2

L90 @ 50 000 h
JUST 45 up to 6×69 lm/W

L95 @ 50 000 h
JUST 32 focus up to 6×54 lm/W

Types

trim

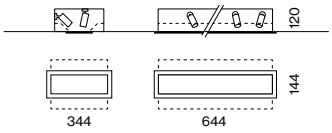

trimless

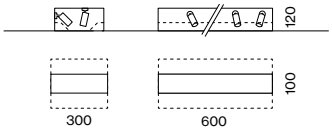

Housing colours

Inset colours

Light distributions

magnetic holders for tool-free mounting

optical accessories

Order options

COLOUR TEMPERATURE

2700 K	4
3000 K	5

CONTROL

DALI-2

INSET COLOUR

○ traffic white RAL 9016	7
● jet black RAL 9005	8
● gold dust RAL 260-M	9

HOUSING COLOUR

○ traffic white RAL 9016	7
● jet black RAL 9005	8

BEAM ANGLE

medium 23°	M
flood 44°	F

Options on request

OPTICAL ACCESSORIES

elliptical sculpture foil
snoot
colour filter (red, blue, green, etc.)

only for JUST 32 focus

JUST 32 focus 17–43°

360° 90° | CRI ≥90 | 2-SDCM | 400mA

SPOTLIGHT

INSET POWER	LUMINOUS FLUX	ORDER CODE
4.6 W	250 lm	049-8211 :: 3 ◪

not for single use

JUST 45

360° 90° | CRI ≥90 | 2-SDCM | 400mA

SPOTLIGHT

INSET POWER	LUMINOUS FLUX	ORDER CODE
8.8 W	640 lm	049-8302 :: 3 ◪ ▲

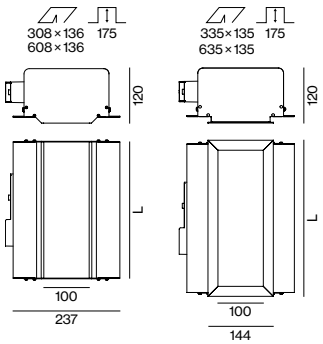

Mounting accessories

TRIMLESS MOUNTING HOUSING

for trimless installation in plasterboard ceilings 12.5 mm

TYPE	L·W·H (mm)	ORDER CODE
for 3 spots (2.4 kg), 1 DALI	308·252·120	049-884303 ■
for 6 spots (3.6 kg), 2 DALI	608·269·120	049-884603 ■

incl. power supply 220–240 V AC, 50–60 Hz, ⏚ PC I, ENEC approved

MOUNTING HOUSING WITH TRIM

for intermediate ceilings 12.5 mm

TYPE	L·W·H (mm)	ORDER CODE
for 3 spots (2.7 kg), 1 DALI	344·254·120	049-885303 ■
for 6 spots (4.7 kg), 2 DALI	644·271·120	049-885603 ■

incl. power supply 220–240 V AC, 50–60 Hz, ⏚ PC I, ENEC approved

Optical accessories

HONEYCOMB LOUVER

TYPE	Ø·H (mm)	ORDER CODE
JUST 32 focus	30·4	007-1965168
JUST 45	42·3	007-1965188

INSET POWER is the current consumption excluding any ballast
LUMINOUS FLUX value calculated for 3000 K, CRI ≥ 90, colour white, lens medium 2700 K -5 %

Boutique Frame Moscow, RU –
by Architectural Group Method with
lighting design by KA2 Light Architecture

ACQUA DI PARMA

Combine with your design

SASSO

EN SASSO is a glamorous lighting solution for extravagant interior concepts regardless of how it is used. The versatile spotlight series is available as a recessed, semi-recessed, ceiling- or wall-mounted, or suspended version. Choose between round or square versions, as well as single or double-lamp spotlights in some versions. To ensure the spot fits harmoniously into the overall design, it is available in many colours. The housing colours white, black, and silver can be optimally combined with a selection of differently coloured insets. SASSO is available with different light distribution characteristics – either as spotlight, downlight, wallwasher, or wallwasher floor. In addition, sensors or emergency insets are optionally available. The series is characterised by an excellent colour rendering up to CRI ≥ 95 (2-SDCM) in all light colours: 2700 K, 3000 K, 4000 K, or Colour Warm Dimming.

FR Quelle que soit la manière dont elle est utilisée, SASSO est une solution d'éclairage pleine de glamour pour des concepts intérieurs extravagants. Cette série diversifiée de spots est disponible en de nombreuses variantes : encastrée, semi-encastrée, montée au plafond ou au mur ainsi qu'en version suspendue. Vous avez également le choix entre des versions rondes ou carrées. Afin de permettre une insertion harmonieuse de ce spot dans une conception d'ensemble, il est disponible en plusieurs teintes – et les couleurs blanche, noire, argent et or du boîtier peuvent être parfaitement combinées avec un large éventail de réflecteurs de diverses couleurs. Grâce à son optique à lentille de haute qualité, SASSO émet une lumière orientée avec précision, au choix comme Spotlight, Downlight, Wallwasher ou Wallwasher Floor. Dans toutes les température de couleurs - 2700 K, 3000 K et 4000 K ou Colour Warm Dimming– cette série se caractérise de plus par un excellent rendu des couleurs avec un CRI ≥ 90.

Types

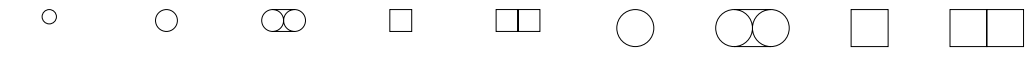

Mountings

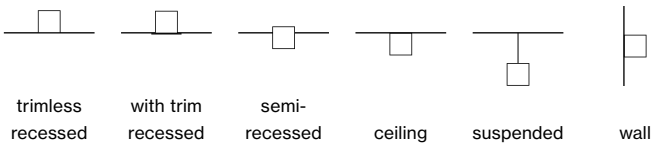

Light distributions

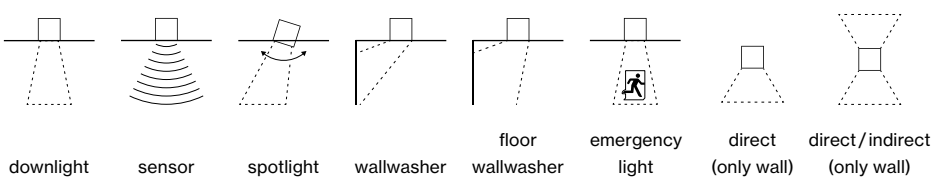

SASSO recessed

Light engines	**SASSO 40** round adjustable / downlight	**SASSO 40** round wallwasher / wallwasher floor	**SASSO 60** round adjustable / downlight	**SASSO 60** round wallwasher / wallwasher floor
INSET POWER	7.4 W	6.8 W	10.7 W	8.2 W
LUMINOUS EFFICACY	up to 84 lm/W	up to 97 lm/W	up to 107 lm/W	up to 89 lm/W
LUMINOUS FLUX	up to 624 lm	up to 659 lm	up to 1150 lm	up to 726 lm
COLOUR TEMPERATURE	2700, 3000, 4000 K	2700, 3000, 4000 K	2700,3000,4000K,CWD	2700, 3000, 4000 K
BEAM ANGLE	14°, 27°, 45°	asymmetric	15°, 21°, 42°	asymmetric
IP RATING	↧ IP40 / ↥ IP20 (adj.) ↧ IP44 / ↥ IP20 (dl.)	IP20	↧ IP40 / ↥ IP20 (adj.) ↧ IP44 / ↥ IP20 (dl.)	IP20
MATERIAL COLOUR	matt silver, white, black, gold	matt silver, white, black, gold	matt silver, white, black, gold	matt silver, white, black, gold

Mounting accessories



round trimless
for plasterboard ceilings 12.5/15/25 mm



round with trim | 1 lamp
for intermediate ceilings 2–25 mm





round with trim | 2 lamps
for intermediate ceilings 2–25 mm



square trimless
for plasterboard ceilings 12.5/15/25 mm

square with trim | 1 lamp
for intermediate ceilings 2–25 mm

square with trim | 2 lamps
for intermediate ceilings 2–25 mm

SASSO 60
square
downlight

10.7 W
up to 110 lm/W
up to 1180 lm
2700,3000,4000K,CWD
15°, 21°, 42°
↧ IP 44 / ↥ IP 20

matt silver, white, black, gold

SASSO 60
square
wallwasher /
wallwasher floor

8.2 W
up to 89 lm/W
up to 726 lm
2700, 3000, 4000 K
asymmetric
IP 20

matt silver, white, black, gold

SASSO 100
round
adjustable /
downlight

17.2 W, 25 W
up to 116 lm/W
up to 2630 lm
2700, 3000, 4000 K
19°, 34°, 45°, 65°
↧ IP 40 / ↥ IP 20 (adj.)
↧ IP 44 / ↥ IP 20 (dl.)

matt silver, white, black, gold

SASSO 100
round
wallwasher /
wallwasher floor

25 W, 23.4 W
up to 120 lm/W
up to 2810 lm
2700, 3000, 4000 K
asymmetric
IP 20

matt silver, white, black, gold

SASSO 100
square
adjustable /
downlight

17.2 W, 25 W
up to 116 lm/W
up to 2640 lm
2700, 3000, 4000 K
19°, 34°, 45°, 65°
↧ IP 40 / ↥ IP 20 (adj.)
↧ IP 44 / ↥ IP 20 (dl.)

matt silver, white, black, gold

SASSO 100
square
wallwasher /
wallwasher floor

25 W, 23.4 W
up to 120 lm/W
up to 2810 lm
2700, 3000, 4000 K
asymmetric
IP 20

matt silver, white, black, gold









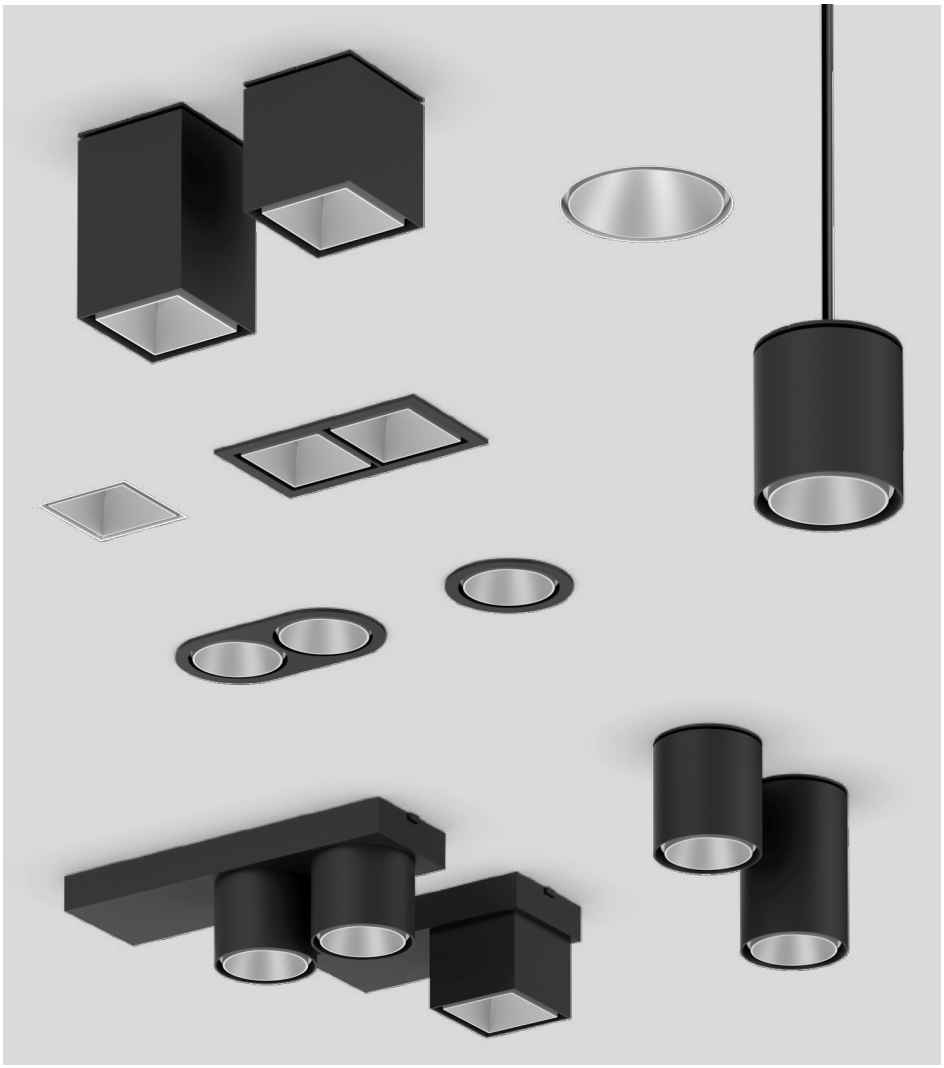

Variety

EN SASSO can be integrated into any lighting design concept. The spotlights are available as recessed, semi-recessed, wall and ceiling mounted variants, as single or dual-lamp spotlights in an elegant base, or as suspended versions. Depending on the interior design, choose between round or square luminaires and the recessed set with or without trim.

FR SASSO s'intègrent dans tout concept de planification d'éclairage. Les spots sont disponibles sous forme encastrable ou semi-encastrable, peuvent être montés au mur comme au plafond en tant que projecteurs à une ou deux lampes dans un boîtier élégant, ou peuvent être suspendus. Selon l'aménagement intérieur, vous avez le choix entre un set de montage rond ou carré, avec ou sans bord.

Precise light adjustment

EN A patented swivel mechanism offers the highest possible flexibility. The spotlight can be rotated through 360° and swivelled up to 30° around the horizontal axis. This enables light to be directed precisely where it is needed.

FR Un mécanisme pivotant breveté offre une flexibilité maximale. Le spot peut non seulement tourner à 360°, mais il peut aussi pivoter de 30° autour de l'axe horizontal. Cela permet une orientation précise de la lumière afin qu'elle arrive exactement là où on le souhaite.

Low recess depth

EN SASSO 40 complements XAL's SASSO product family with a small, flexible spotlight that is particularly impressive due to its low height. This makes it an ideal lighting solution for ceiling constructions with an unusually low installation depth.

FR SASSO 40 élargit la gamme de produits SASSO de XAL avec un petit spot souple qui séduit surtout par sa faible hauteur. Cela en fait une solution d'éclairage idéale pour les constructions au plafond avec une profondeur d'installation particulièrement faible.

Colour variety

EN SASSO is available in many different colour variations to complement custom designs and colour concepts. The select housing colours (white, black, and silver) combine beautifully with silver, white, black, or gold insets, delivering a harmonious, high-quality overall design.

FR Pour s'adapter aux différentes conceptions et aux divers souhaits de couleurs, SASSO est disponible en plusieurs couleurs. Les couleurs spéciales du boîtier (blanc, noir, argent et or) se combinent parfaitement avec des inserts de couleur argent, blanc, noir, or ou cuivre : le résultat est une esthétique globale harmonieuse et de grande qualité.



Housing colours



SASSO 60/100 recessed

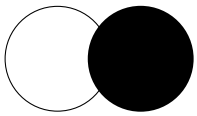

SASSO 40 recessed
SASSO 60/100 semi-recessed/ ceiling/suspended/wall

Inset colours



Light distributions

EN SASSO has four optics and thus fulfils all the fundamental functions of your lighting concept. Vertical lighting is provided by downlights with different beam angles; wallwasher and wall-floor optics provide extensive wall and floor illumination; the adjustable spotlight sets accents. If the functional area changes, the optics in the luminaire housing can be simply replaced without tools.

FR SASSO dispose de quatre optiques et assume ainsi toutes les fonctions de base de votre concept d'éclairage. L'éclairage vertical est obtenu par des downlights avec différents angles de rayonnement, les optiques wallwasher et wall-floor permettent un éclairage de murs et de sols sur de grandes surfaces, le spot directionnel accentue des points particuliers. Lorsque la zone fonctionnelle change, l'optique dans le boîtier du luminaire peut facilement être changée, et ce sans outil.

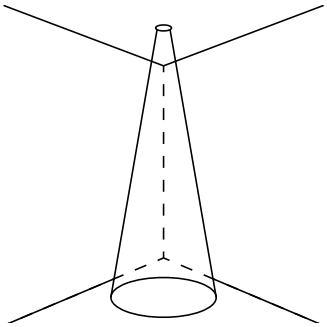

SASSO 60 downlight

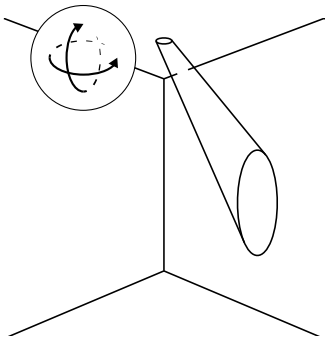

SASSO 60 adjustable

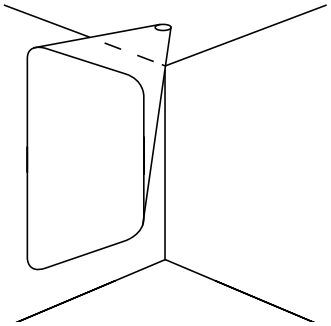

SASSO 60 wallwasher

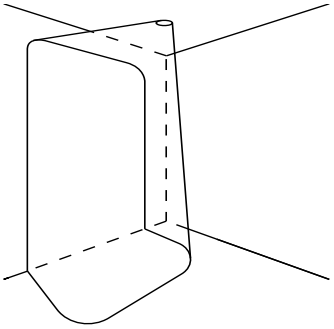

SASSO 60 wallwasher floor

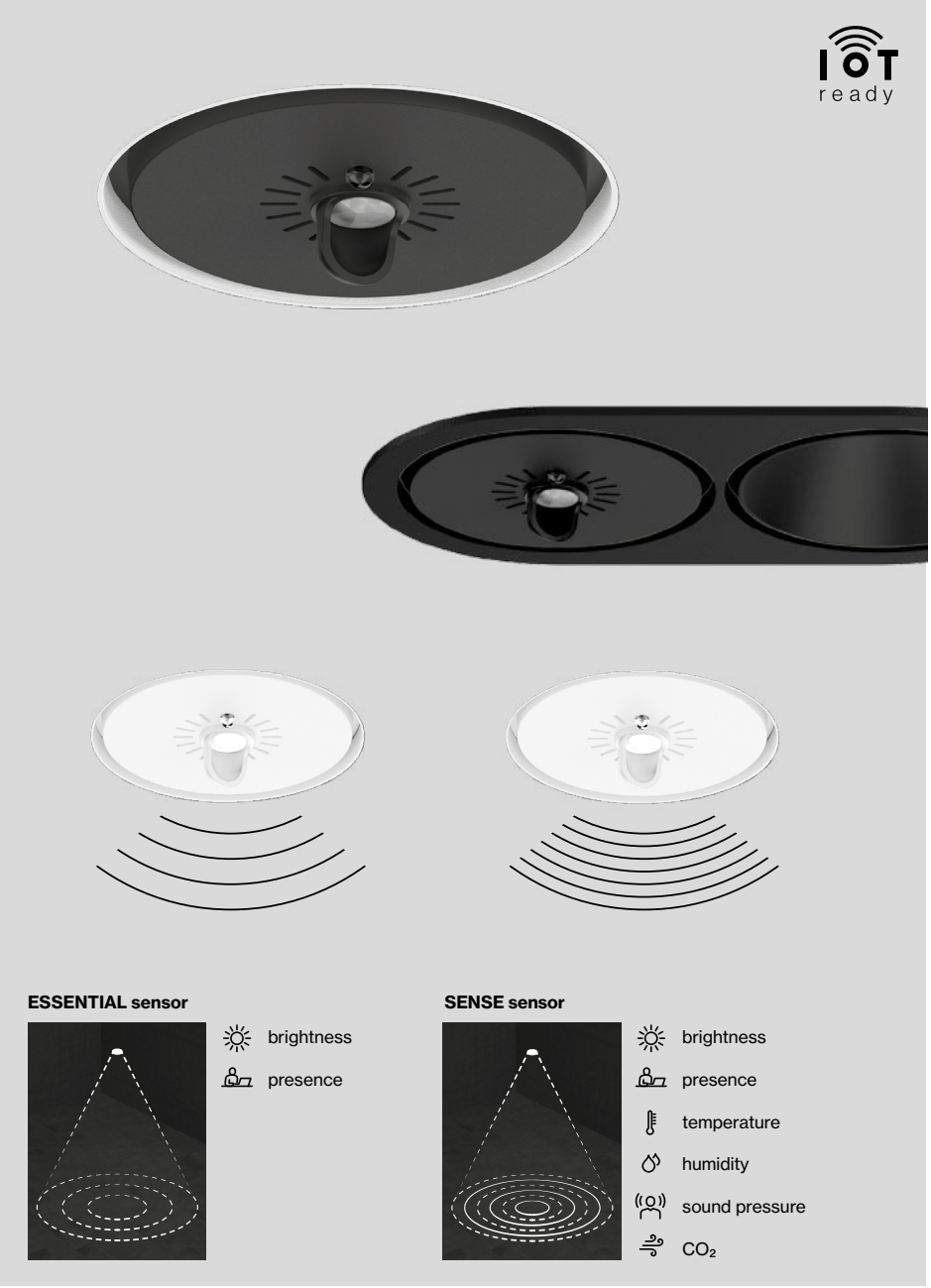

Smart lighting

EN Special sensors expand the SASSO round recessed product family with smart lighting control and collection of insightful data. The ESSENTIAL sensor enables dynamic adjustment of the lighting to ambient brightness and room activity. The SENSE version also measures values such as temperature, air quality, humidity and noise level. These data not only provide important insights into the ambient conditions and use of rooms, but also support energy savings in the long term.

FR Les capteurs spéciaux étoffent la gamme de produits SASSO round recessed d'une commande d'éclairage intelligente et de la collecte de données précieuse. Le capteur ESSENTIAL permet une adaptation dynamique de l'éclairage à la luminosité ambiante et à l'activité dans la pièce. La variante SENSE effectue également des mesures telles que la température, la qualité de l'air, l'humidité ambiante et le niveau sonore. Autant de renseignements importants sur les conditions ambiantes et l'utilisation des locaux, qui favorisent en outre les économies d'énergie à long terme.

Ball catch system

EN SASSO spots are easy to replace. Assembly is quick and entirely without tools, thanks to a ball catch system. The lighting thus always adapts flexibly to new requirements and circumstances.

FR Les spots SASSO sont faciles à changer : leur installation est rapide et totalement sans outil grâce à un système d'encliquetage à billes. Ainsi, l'éclairage s'adapte toujours avec souplesse aux nouvelles contraintes et circonstances.



DIN Rail (DALI)

EN The DIN Rail driver centralises the power supply of several spotlights. This simplifies both the installation and maintenance of a lighting system: drivers no longer have to be installed in false ceilings, but are located collectively in a control cabinet.

More information on page 981.

FR Le convertisseur DIN Rail centralise l'alimentation électrique de plusieurs spots. Tant l'installation que l'entretien du système d'éclairage s'en trouvent simplifiés : il n'est plus nécessaire d'installer les convertisseurs dans les faux plafonds, puisqu'ils sont désormais regroupés dans une armoire de commande.

Plus de renseignements à la page 981

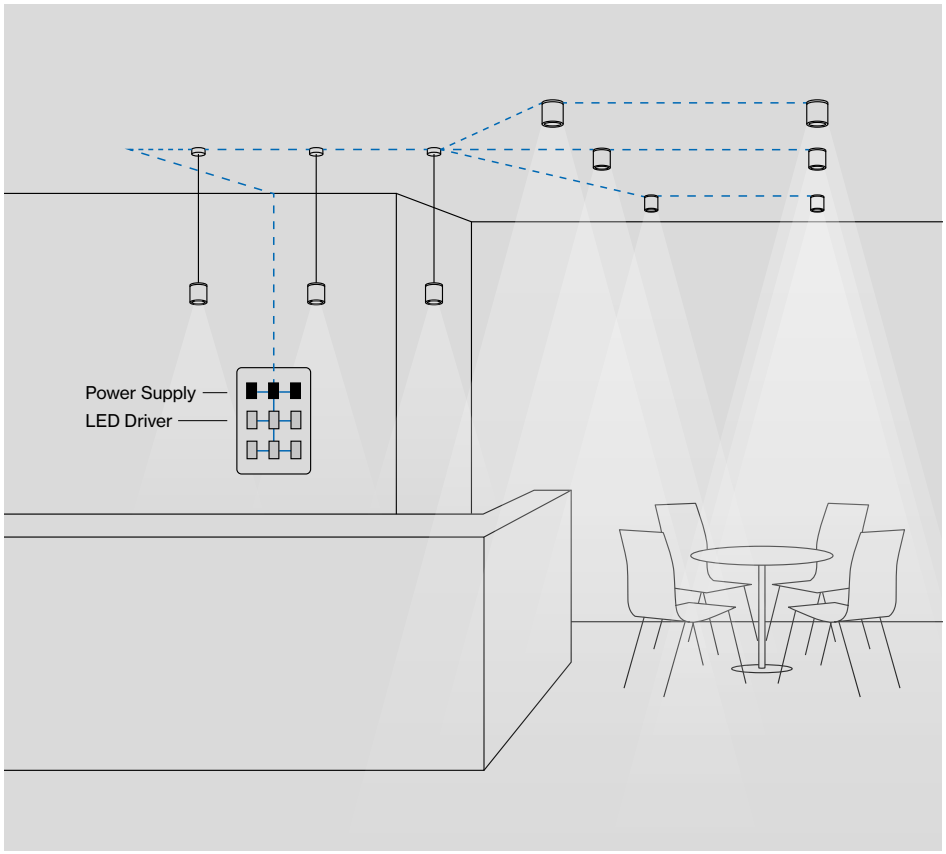

CWD – Colour Warm Dimming

EN Warm light quality with reduced illuminance. Colour Warm Dimming reduces the light intensity while continuously changing the colour temperature between 3000 K and 1800 K. The function supports, for example, the change between cosy restaurant lighting during the day and a relaxing lighting mood in the evening.

FR Une qualité de lumière chaude avec une intensité d'éclairage réduite : Colour Warm Dimming réduit l'intensité lumineuse tout en modifiant la température de couleur en continu entre 3000 K et 1800 K. Cette fonction permet par exemple le passage entre un confortable éclairage de restaurant au cours de la journée et un éclairage d'ambiance détendu dans la soirée.



Emergency light

EN The round emergency light inset can be easily added to a lighting system without tools. The battery life is three hours – that's how long the inset can be disconnected from the power supply. It is available in three versions: BASIC provides for functional checking at the push of a button, SELF-TEST indicates functionality by means of a status LED, and in the PRO variant the status can be called up via DALI.

FR L'ajout à une installation d'éclairage d'un module d'éclairage de secours rond peut être effectué sans outil, en toute simplicité. La batterie a une autonomie de 3 heures, période durant laquelle l'insert peut rester déconnecté de l'alimentation électrique. Il est disponible en trois variantes : BASIC permet la vérification du statut via un bouton, SELF-TEST indique la fonctionnalité au moyen d'un témoin à LED et dans la variante PRO, le statut peut être consulté via DALI.



Quickinfo

2700 K, 3000 K, 4000 K
CRI ≥ 90, 2 SDCM
up to 97 lm/W
L80 @ 50 000 h
non DIM, DALI-2
↧ IP44/↥ IP20

Types

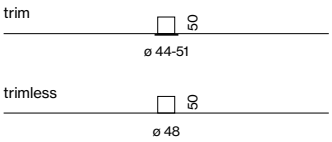

Housing colours

Inset colours

Light distributions

SASSO 40 round

recessed

EN Round recessed spotlight; installation without tools in mounting set (trimless or with trim) with ball catch system; surface lacquered; installation possible in different housings; choice of adjustable / fixed symmetric or asymmetric radiation characteristic; variants with symmetric radiation characteristic: precise radiation characteristic due to high quality lens system; variants with asymmetric radiation characteristic: high-quality reflector with micro-faceted, aluminum-vaporised surface; COB (Chip on Board) technology for maximum efficiency (ADJUSTABLE and DOWNLIGHT); no multiple shadows; efficient LEDs with very good colour rendering

FR Spot rond encastrable ; montage sans outil en kit de montage (sans bord ou avec bord continu) par système à déclic à bille ; surface laquée ; encastrement possible dans différents boîtiers ; au choix de l'orientation / symétrique Fixe ou asymétrique caractéristique du flux ; variantes à rayonnement sym. : caractéristiques de rayonn. précises grâce à l'optique à lentille ; variantes à rayonnement asymétrique : réflecteur de grande qualité avec surface à microfacettes, métallisée à l'aluminium ; Technologie COB (Chip on Board) pour efficacité maximale (ADJUSTABLE et DOWNLIGHT) ; pas d'ombres multiples ; LED économes en énergie à restitution de couleur élevée

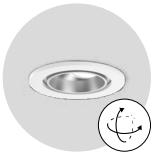
rotatable 360°, tiltable 30°

wallwasher and ww floor inset

glare control (UGR ≤ 16)

60 mm recess depth (DIN rail)

Order options

COLOUR TEMPERATURE

2700 K	4
3000 K	5
4000 K	6

INSET COLOUR

○ traffic white RAL 9016 (UGR ≤ 22)	7
● matt silver (UGR ≤ 19)	4
● jet black RAL 9005 (UGR ≤ 16)	1
● gold dust RAL 260-M (UGR ≤ 19)	9

BEAM ANGLE

spot 14°	S
medium 27°	M
flood 45°	F

Options on request

POWER SUPPLY

DIM 1–10 V

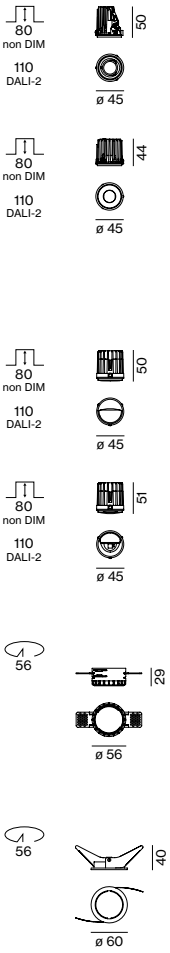

SASSO 40 round

360° 30° | UGR ≤ 16 | CRI ≥ 90 | 2-SDCM | IP20 IP44 | 200mA | X-PERT | X-PERT

ADJUSTABLE (↧ IP 40 / ↥ IP 20)

INSET POWER	LUMINOUS FLUX	ORDER CODE
7.4 W 36 Vf 200 mA	624 lm	048-2820 :: 1 ◪ ▲

DOWNLIGHT (↧ IP 44 / ↥ IP 20)

INSET POWER	LUMINOUS FLUX	ORDER CODE
7.4 W 36 Vf 200 mA	624 lm	048-2800 :: 1 ◪ ▲

CRI ≥ 90 | 2-SDCM | 1 ADDR. | 250mA | X-PERT | X-PERT

WALLWASHER (IP 20)

INSET POWER	LUMINOUS FLUX	ORDER CODE
6.8 W 27 Vf 250 mA	605 lm	048-2840 :: 1 ◪ A

WALLWASHER / FLOOR (IP 20)

INSET POWER	LUMINOUS FLUX	ORDER CODE
6.8 W 27 Vf 250 mA	659 lm	048-2840 :: 1 ◪ W

Mounting accessories

TRIMLESS MOUNTING SET for plasterboard ceilings 12.5/15/25 mm

COLOUR	ORDER CODE
○ traffic white RAL9016	048-2896117

MOUNTING SET WITH TRIM for intermediate ceilings 2–25 mm

COLOUR	ORDER CODE
○ traffic white RAL9016	048-2896317
● jet black RAL 9005	048-2896318

Electrical accessories

POWER SUPPLY 220-240 V AC, 50-60 Hz, ⧈ PC II

TYPE	EFFICIENCY	L·W·H (mm)	ORDER CODE
200 mA | non DIM	η 80 %	65·39·20	002-90744
200 mA | DALI-2	η 82 %	147·33·23	002-90745
250 mA | non DIM	η 80 %	65·39·20	002-90742
250 mA | DALI-2	η 82 %	147·33·23	002-90743

DIN RAIL COMPONENTS

TYPE	W·H·D (mm)	ORDER CODE
POWER SUPPLY 220-240 V AC 96 W | 48V DC constant voltage	90·90·60	005-6520210
LED DRIVER DALI-2 DT6 1–2 addr. 200–1050 mA settable const. current 2×42W | 48V DC | U_{OUT} 10–40 V	36·88·59	005-6121030

for more details and components see page 981

Light distributions

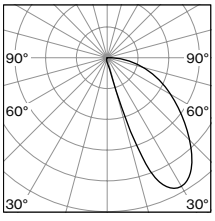

wallwasher

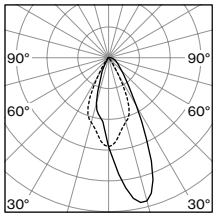

wallwasher floor

INSET POWER is the current consumption excluding any ballast
LUMINOUS FLUX value calculated for 3000 K, CRI ≥ 90, colour white, flood 2700 K -5 %, 4000 K +5 %

Private Residence
Kreta, GR – by ROOMS GmbH

back

Quickinfo

2700 K, 3000 K, 4000 K, CWD
CRI ≥ 90, 2 SDCM
up to 107 lm/W
L80 @ 50 000 h
non DIM, DALI-2
↧ IP44/↥ IP20

Types

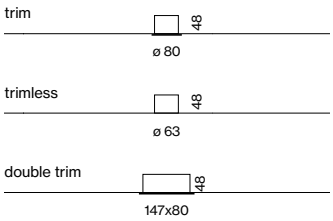

Housing colours

Inset colours

Light distributions

SASSO 60 round

recessed

EN Round recessed spotlight; installation without tools in mounting set (trimless or with trim) with ball catch system; surface lacquered; installation possible in different housings; choice of adjustable / fixed symmetric or asymmetric radiation characteristic; variants with symmetric radiation characteristic: precise radiation characteristic due to high quality lens system; variants with asymmetric radiation characteristic: high-quality reflector with micro-faceted, aluminum-vaporised surface; COB (Chip on Board) technology for maximum efficiency (ADJUSTABLE and DOWNLIGHT); no multiple shadows; efficient LEDs with very good colour rendering

FR Spot rond encastrable ; montage sans outil en kit de montage (sans bord ou avec bord continu) par système à déclic à bille ; surface laquée ; encastrement possible dans différents boîtiers ; au choix de l'orientation / symétrique Fixe ou asymétrique caractéristique du flux ; variantes à rayonnement sym. : caractéristiques de rayonn. précises grâce à l'optique à lentille ; variantes à rayonnement asymétrique : réflecteur de grande qualité avec surface à microfacettes, métallisée à l'aluminium ; Technologie COB (Chip on Board) pour efficacité maximale (ADJUSTABLE et DOWNLIGHT) ; pas d'ombres multiples ; LED économes en énergie à restitution de couleur élevée

rotatable 360°,
tiltable 30°

wallwasher and
ww floor inset

glare control
(UGR ≤ 16)



60 mm
recess depth

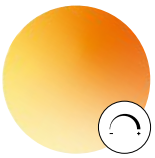

CWD
1800 – 3000 K

Order options

COLOUR TEMPERATURE

2700 K	4
3000 K	5
4000 K	6
CWD 1800–3000 K*	

*only for DALI-2

INSET COLOUR

○ traffic white RAL 9016 (UGR ≤ 22)	7
● matt silver (UGR ≤ 19)	4
● jet black RAL 9005 (UGR ≤ 16)	1
● gold dust RAL 260-M (UGR ≤ 19)	9

BEAM ANGLE

spot 15°	S
medium 21°	M
flood 42°	F

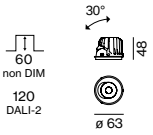

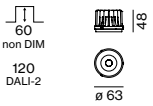

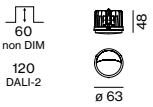

Options on request

COLOR RENDERING INDEX

CRI ≥ 95, 2 SDCM

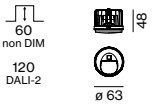

CONTROL

Casambi

MOUNTING SET

acoustic soft ceilings

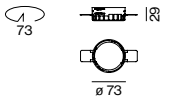

POWER SUPPLY

DIM 1–10 V

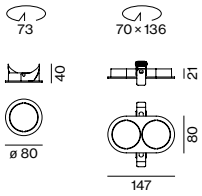

Light distributions

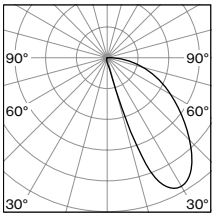

wallwasher

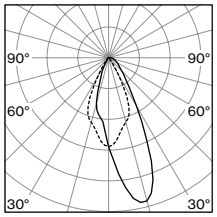

wallwasher floor

INSET POWER is the current consumption excluding any ballast
LUMINOUS FLUX value calculated for 3000 K, CRI ≥ 90, colour white, flood 2700 K -5 %, 4000 K +5 %

SASSO 60 round

ADJUSTABLE (↧ IP 40 / ↥ IP 20)

INSET POWER	LUMINOUS FLUX	ORDER CODE
10.7 W 36 Vf 300 mA	1040 lm	048-2622 :: 1 ◪ ▲
10.4 W 35 Vf 300 mA	CWD 949 lm	048-2622E1 ◪ ▲

DOWNLIGHT (↧ IP 44 / ↥ IP 20)

INSET POWER	LUMINOUS FLUX	ORDER CODE
10.7 W 36 Vf 300 mA	1070 lm	048-2602 :: 1 ◪ ▲
10.4 W 35 Vf 300 mA	CWD 949 lm	048-2602E1 ◪ ▲

WALLWASHER (IP 20)

INSET POWER	LUMINOUS FLUX	ORDER CODE
8.2 W 27 Vf 300 mA	635 lm	048-2641 :: 1 ◪ A

WALLWASHER / FLOOR (IP 20)

INSET POWER	LUMINOUS FLUX	ORDER CODE
8.2 W 27 Vf 300 mA	633 lm	048-2641 :: 1 ◪ W

Mounting accessories

TRIMLESS MOUNTING SET for plasterboard ceilings 12.5/15/25 mm

COLOUR	ORDER CODE
○ traffic white RAL9016	048-2696117

MOUNTING SET WITH TRIM for intermediate ceilings 2–25 mm

TYPE	COLOUR	ORDER CODE
1 lamp	● white aluminium RAL 9006	048-269631G
	○ traffic white RAL9016	048-2696317
	● jet black RAL 9005	048-2696318
2 lamps	● white aluminium RAL 9006	048-269831G
	○ traffic white RAL9016	048-2698317
	● jet black RAL 9005	048-2698318

CONCRETE MOUNTING HOUSING

COLOUR	L·W·H (mm)	ORDER CODE
exposed concrete ceilings	230·230·162	048-2695210
primed concrete ceilings*	614·307·120	048-2695110

*order mounting set separately, not applicable for 2 lamps mounting set with trim

Electrical accessories

POWER SUPPLY 220-240 V AC, 50-60 Hz, ⧈ PC II

TYPE	EFFICIENCY	L·W·H (mm)	ORDER CODE
300 mA | non DIM	η 85 %	85·40·22	002-90771
300 mA | DALI-2	η 88 %	143·43·30	002-90762

DIN RAIL COMPONENTS

TYPE	W·H·D (mm)	ORDER CODE
POWER SUPPLY 220-240 V AC 96 W | 48 V DC constant voltage	90·90·60	005-6520210
LED DRIVER DALI-2 DT6 1–2 addr. 200–1050 mA settable const. current 2 × 42 W | 48 V DC | U_{OUT} 10–40 V	36·88·59	005-6121030

for more details and components see page 981

back



Quickinfo

2700 K, 3000 K, 4000 K
CRI ≥ 90, 2 SDCM
up to 120 lm/W
L80 @ 50 000 h
non DIM, DALI-2
↧ IP44/↥ IP20

Types

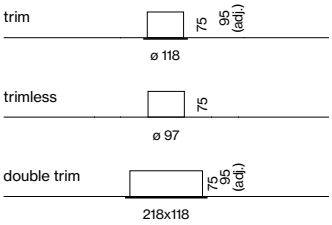

Housing colours

Inset colours

Light distributions

SASSO 100 round

recessed

EN Round recessed spotlight; installation without tools in mounting set (trimless or with trim) with ball catch system; surface lacquered; installation possible in different housings; choice of adjustable / fixed symmetric or asymmetric radiation characteristic; variants with symmetric radiation characteristic: precise radiation characteristic due to high quality lens system; variants with asymmetric radiation characteristic: high-quality reflector with micro-faceted, aluminum-vaporised surface; COB (Chip on Board) technology for maximum efficiency (ADJUSTABLE and DOWNLIGHT); no multiple shadows; efficient LEDs with very good colour rendering

FR Spot rond encastrable ; montage sans outil en kit de montage (sans bord ou avec bord continu) par système à déclic à bille ; surface laquée ; encastrement possible dans différents boîtiers ; au choix de l'orientation / symétrique Fixe ou asymétrique caractéristique du flux ; variantes à rayonnement sym. : caractéristiques de rayonn. précises grâce à l'optique à lentille ; variantes à rayonnement asymétrique : réflecteur de grande qualité avec surface à microfacettes, métallisée à l'aluminium ; Technologie COB (Chip on Board) pour efficacité maximale (ADJUSTABLE et DOWNLIGHT) ; pas d'ombres multiples ; LED économes en énergie à restitution de couleur élevée

rotatable 360°, tiltable 30°

wallwasher and ww floor inset

glare control (UGR ≤ 16)


80 mm recess depth


CWD 1800 – 3000 K

CRI ≥ 95 2 SDCM

Order options

COLOUR TEMPERATURE

2700 K	4
3000 K	5
4000 K	6

INSET COLOUR

○ traffic white RAL 9016 (UGR ≤ 22)	7
● matt silver (UGR ≤ 19)	4
● jet black RAL 9005 (UGR ≤ 16)	1
● gold dust RAL 260-M (UGR ≤ 19)	9

BEAM ANGLE

spot 19°	S
medium 34°	M
flood 45°	F
wide flood 65°	W

Options on request

COLOR RENDERING INDEX

CRI ≥ 95, 2 SDCM

COLOUR TEMPERATURE

CWD 1800 – 3000 K

not for WW & WWF version

CONTROL

Casambi

MOUNTING SET

acoustic soft ceilings

POWER SUPPLY

DIM 1 – 10 V

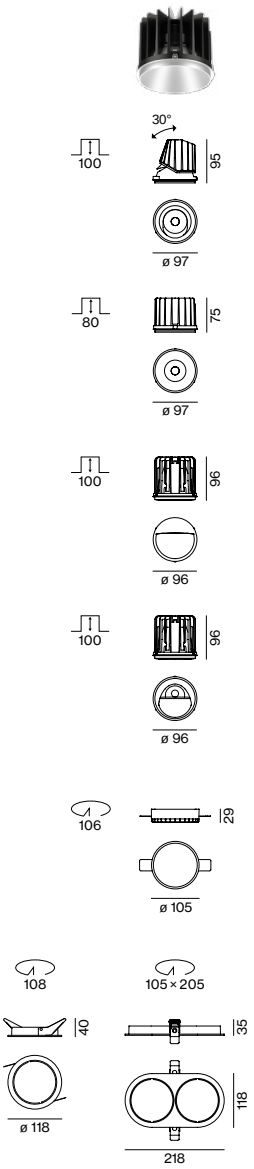

INSET POWER is the current consumption excluding any ballast
LUMINOUS FLUX value calculated for 3000 K, CRI ≥ 90, colour white, wide flood
2700 K -5 %, 4000 K +5 %

SASSO 100 round

ADJUSTABLE (↧ IP 40 / ↥ IP 20)

INSET POWER	LUMINOUS FLUX	ORDER CODE
17.2 W 36 Vf 500 mA	1850 lm	048-272 0 ⁘ 1 ◪ ▲
25 W 36 Vf 700 mA	2450 lm	048-272 0 ⁘ 1 ◪ ▲

DOWNLIGHT (↧ IP 44 / ↥ IP 20)

INSET POWER	LUMINOUS FLUX	ORDER CODE
17.2 W 36 Vf 500 mA	1830 lm	048-270 0 ⁘ 1 ◪ ▲
25 W 36 Vf 700 mA	2410 lm	048-270 0 ⁘ 1 ◪ ▲

WALLWASHER (IP 20)

INSET POWER	LUMINOUS FLUX	ORDER CODE
25 W 36 Vf 700 mA	2290 lm	048-274 0 ⁘ 1 ◪ A

WALLWASHER / FLOOR (IP 20)

INSET POWER	LUMINOUS FLUX	ORDER CODE
23.4 W 36 Vf 700 mA	2670 lm	048-274 0 ⁘ 1 ◪ W

Mounting accessories

TRIMLESS MOUNTING SET for plasterboard ceilings 12.5/15/25 mm

COLOUR	ORDER CODE
○ traffic white RAL9016	048-279611 7

MOUNTING SET WITH TRIM for intermediate ceilings 2–25 mm

TYPE	COLOUR	ORDER CODE
1 lamp	● white aluminium RAL 9006	048-279631 G
	○ traffic white RAL9016	048-279631 7
	● jet black RAL 9005	048-279631 8
2 lamps	● white aluminium RAL 9006	048-279831 G
	○ traffic white RAL9016	048-279831 7
	● jet black RAL 9005	048-279831 8

CONCRETE MOUNTING HOUSING

COLOUR	L·W·H (mm)	ORDER CODE
exposed concrete ceilings	230·230·162	048-279521 0
primed concrete ceilings*	614·307·120	048-269511 0

*order mounting set separately, not applicable for 2 lamps mounting set with trim

Electrical accessories

POWER SUPPLY 220-240 V AC, 50-60 Hz, ⧈ PC II

TYPE	EFFICIENCY	L·W·H (mm)	ORDER CODE
500 mA | non DIM	η 88 %	143·43·30	002-907 7 7
500 mA | DALI-2	η 88 %	143·43·30	002-907 7 9
700 mA | non DIM	η 80 %	143·43·30	002-907 7 4
700 mA | DALI-2	η 88 %	143·43·30	002-907 7 6

THROUGH WIRING CONNECTION BOX

TYPE	L·W·H (mm)	ORDER CODE
non DIM cable ø 4 – 12 mm	105·58·30	005-253 1 1 1 0
DALI cable ø 4 – 12 mm	105·58·30	005-255 1 1 1 0

DIN RAIL COMPONENTS

TYPE	W·H·D (mm)	ORDER CODE
POWER SUPPLY 220-240 V AC 96 W | 48V DC constant voltage	90·90·60	005-652 0 2 1 0
LED DRIVER DALI-2 DT6 1–2 addr. 200 – 1050 mA settable const. current 2 × 42W | 48V DC | U_{OUT} 10 – 40 V	36·88·59	005-612 1 0 3 0

for more details and components see page 981

back



Quickinfo

sensor
ESSENTIAL, SENSE
DALI-2

emergency light
6500 K
CRI ≥ 80
200 lm
L80 @ 50 000 h
non maintained

Types

Housing colours

Inset colours

Sensors

SASSO 60 round sensor / emergency

recessed

EN Round inset (Emergency Light or Sensor); installation without tools in mounting set (trimless or with trim) with ball catch system; surface lacquered; installation possible in different housings; LED emergency light inset: 3 variants with different test possibilities - BASIC with test button, SELF-TEST with status LED or PRO DALI-2 with monitoring via DALI; sensor with DALI-2 control: 2 variants – ESSENTIAL with brightness and presence sensor or SENSE with additional temperature, humidity, air quality and noise level measurement

FR Insert rond (écl. de secours ou capteur) ; montage sans outil en kit de montage (sans bord ou avec bord continu) par système à déclic à bille ; surface laquée ; encastrement possible dans différents boîtiers ; insert pour éclairage de secours LED : 3 var. avec diff. possib. d'essai – BASIC avec touche d'essai, SELF-TEST avec LED d'état ou PRO DALI-2 avec surveill. par DALI ; capteur avec commande DALI-2 : 2 variantes – ESSENTIAL avec capteur de luminosité et de présence ou SENSE avec mesure suppl. de la température, de l'humidité de l'air et du bruit

Order options

INSET COLOUR

○ traffic white RAL 9016	7
● jet black RAL 9005	1

BEAM ANGLE EMERGENCY LIGHT

spot lens
escape route lens
anti panic lens

Options on request

MOUNTING SET

acoustic soft ceilings

INSET COLOUR

grey, gold

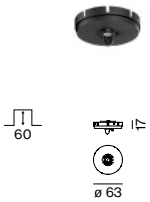

SASSO 60 sensor round

ESSENTIAL SENSOR

TYPE	ORDER CODE
brightness & presence	048-269311

SENSE SENSOR

TYPE	ORDER CODE
brightness, presence, temperature, sound pressure, humidity, CO_2	048-269312

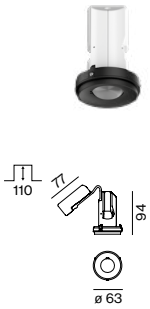

SASSO 60 emergency light round

EMERGENCY 3h

TYPE	ORDER CODE
BASIC | 2W	048-269321
SELF-TEST | 2W	048-269322
PRO DALI-2 | 2W	048-269323

incl. 3 interchangeable lenses

Electrical accessories

ACCUPACK

TYPE	ORDER CODE
replacement accupack 3h	048-2693910

Light distributions

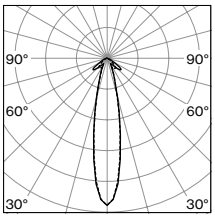

emergency light
spot lens

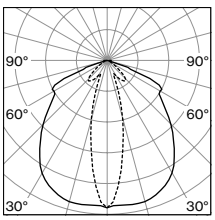

emergency light
escape route lens

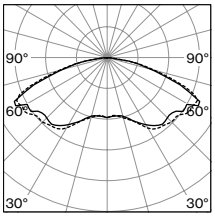

emergency light
anti panic lens

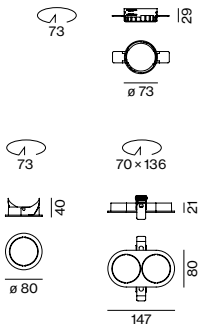

Mounting accessories

TRIMLESS MOUNTING SET for plasterboard ceilings 12.5/15/25 mm

COLOUR	ORDER CODE
○ traffic white RAL9016	048-2696117

MOUNTING SET WITH TRIM for intermediate ceilings 2–25 mm

TYPE	COLOUR	ORDER CODE
1 lamp	○ traffic white RAL9016	048-2696317
	● jet black RAL 9005	048-2696318
2 lamps	○ traffic white RAL9016	048-2698317
	● jet black RAL 9005	048-2698318

CONCRETE MOUNTING HOUSING

COLOUR	L·W·H (mm)	ORDER CODE
exposed concrete ceilings	230·230·162	048-2695210
primed concrete ceilings*	614·307·120	048-2695110

*order mounting set separately, not applicable for 2 lamps mounting set with trim

Deansgate Square Manchester, UK –
by Lister & Lister with lighting design
by Troup, Bywaters & Anders Lighting

Deansgate Square Manchester, UK –
by Lister & Lister with lighting design
by Troup, Bywaters & Anders Lighting

HeidelbergCement AG
Heidelberg, DE – by Albert Speer + Partner Architekten with lighting design by Hailight Lichtplanung, Andreas Haidegger

Oppenländer Rechtsanwälte
Stuttgart, DE – by Ippolito Fleitz Group GmbH



back





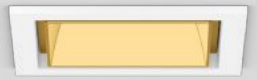

Quickinfo

2700 K, 3000 K, 4000 K, CWD
CRI ≥ 90, 2 SDCM
up to 110 lm/W
L80 @ 50 000 h
non DIM, DALI-2
↧ IP44/↥ IP20

Types

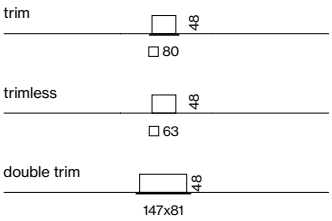

Housing colours

Inset colours

Light distributions

SASSO 60 square

recessed

EN Square recessed spotlight; installation without tools in mounting set (trimless or with trim) with ball catch system; surface lacquered; installation possible in different housings; choice of fixed symmetric or asymmetric radiation characteristic; variants with symmetric radiation characteristic: precise radiation characteristic due to high quality lens system; variants with asymmetric radiation characteristic: high-quality reflector with micro-faceted, aluminum-vaporised surface; COB (Chip on Board) technology for maximum efficiency (DOWNLIGHT); no multiple shadows; efficient LEDs with very good colour rendering

FR Spot carré encastrable ; montage sans outil en kit de montage (sans bord ou avec bord continu) par système à déclic à bille ; surface laquée ; encastrement possible dans différents boîtiers ; au choix de symétrique fixes ou asymétrique caractéristique du flux ; variantes à rayonnement sym. : caractéristiques de rayonn. précises grâce à l'optique à lentille ; variantes à rayonnement asymétrique : réflecteur de grande qualité avec surface à microfacettes, métallisée à l'aluminium ; Technologie COB (Chip on Board) pour efficacité maximale (DOWNLIGHT) ; pas d'ombres multiples ; LED économes en énergie à restitution de couleur élevée

wallwasher and
ww floor inset

glare control
(UGR ≤ 16)



60 mm
recess depth

CWD
1800 – 3000 K

CRI ≥ 95
2 SDCM

Order options

COLOUR TEMPERATURE

2700 K	4
3000 K	5
4000 K	6
CWD 1800–3000 K*	

*only for DALI-2

INSET COLOUR

○ traffic white RAL 9016 (UGR ≤ 22)	7
● matt silver (UGR ≤ 19)	4
● jet black RAL 9005 (UGR ≤ 16)	1
● gold dust RAL 260-M (UGR ≤ 19)	9

BEAM ANGLE

spot 15°	S
medium 21°	M
flood 42°	F

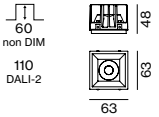

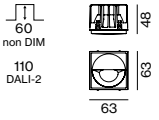

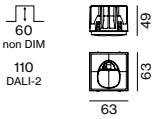

Options on request

COLOR RENDERING INDEX

CRI ≥ 95, 2 SDCM

CONTROL

Casambi

MOUNTING SET

acoustic soft ceilings

POWER SUPPLY

DIM 1–10 V

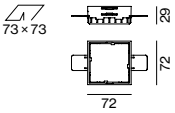

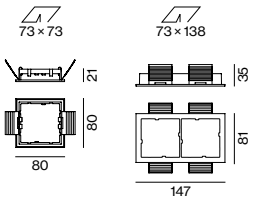

Light distributions

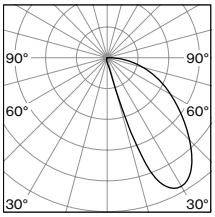

wallwasher

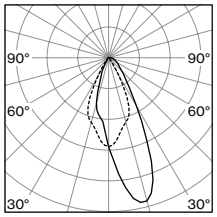

wallwasher floor

INSET POWER is the current consumption excluding any ballast
LUMINOUS FLUX value calculated for 3000 K, CRI ≥ 90, colour white, flood 2700 K -5 %, 4000 K +5 %

SASSO 60 square

UGR ≤ 16 | CRI ≥ 90 | 300mA | 2-SDCM | IP20 ↕ IP44 | CB | X-PERT

DOWNLIGHT (↧ IP 44 / ↥ IP 20)

INSET POWER	LUMINOUS FLUX	ORDER CODE
10.7 W 36 Vf 300 mA	1180 lm	048-26122 :: 1 ◪ ▲
10.4 W 35 Vf 300 mA	CWD 949 lm	048-26122E1 ◪ ▲

CRI ≥ 90 | 1 ADDR. | 300mA | CB | X-PERT | X-PERT

WALLWASHER (IP 20)

INSET POWER	LUMINOUS FLUX	ORDER CODE
8.2 W 27 Vf 300 mA	635 lm	048-26511 :: 1 ◪ A

WALLWASHER / FLOOR (IP 20)

INSET POWER	LUMINOUS FLUX	ORDER CODE
8.2 W 27 Vf 300 mA	633 lm	048-26511 :: 1 ◪ W

Mounting accessories

TRIMLESS MOUNTING SET for plasterboard ceilings 12.5/15/25 mm

COLOUR	ORDER CODE
○ traffic white RAL9016	048-2697117

MOUNTING SET WITH TRIM for intermediate ceilings 2–25 mm

TYPE	COLOUR	ORDER CODE
1 lamp	● white aluminium RAL 9006	048-2697316
	○ traffic white RAL9016	048-2697317
	● jet black RAL 9005	048-2697318
2 lamps	● white aluminium RAL 9006	048-2699316
	○ traffic white RAL9016	048-2699317
	● jet black RAL 9005	048-2699318

CONCRETE MOUNTING HOUSING

COLOUR	L·W·H (mm)	ORDER CODE
primed concrete ceilings*	614·307·120	048-2695110

*order mounting set separately, not applicable for 2 lamps mounting set with trim

Electrical accessories

POWER SUPPLY 220-240 V AC, 50-60 Hz, ⧈ PC II

TYPE	EFFICIENCY	L·W·H (mm)	ORDER CODE
300 mA | non DIM	η 85 %	85·40·22	002-90771
300 mA | DALI-2	η 88 %	143·43·30	002-90762

THROUGH WIRING CONNECTION BOX

TYPE	L·W·H (mm)	ORDER CODE
non DIM cable ø 4–12 mm	105·58·30	005-2531110
DALI cable ø 4–12 mm	105·58·30	005-2551110

DIN RAIL COMPONENTS

TYPE	W·H·D (mm)	ORDER CODE
POWER SUPPLY 220-240 V AC 96 W | 48 V DC constant voltage	90·90·60	005-6520210
LED DRIVER DALI-2 DT6 1–2 addr. 200–1050 mA settable const. current 2 × 42 W | 48 V DC | U_{OUT} 10–40 V	36·88·59	005-6121030

for more details and components see page 981

back



Quickinfo

2700 K, 3000 K, 4000 K
CRI ≥ 90, 2 SDCM
up to 120 lm/W
L80 @ 50 000 h
non DIM, DALI-2
↧ IP44/↥ IP20

Types

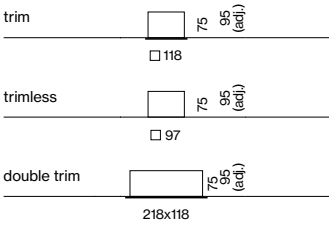

Housing colours

Inset colours

Light distributions

SASSO 100 square

recessed

EN Square recessed spotlight; installation without tools in mounting set (trimless or with trim) with ball catch system; surface lacquered; installation possible in different housings; choice of adjustable / fixed symmetric or asymmetric radiation characteristic; variants with symmetric radiation characteristic: precise radiation characteristic due to high quality lens system; variants with asymmetric radiation characteristic: high-quality reflector with micro-faceted, aluminum-vaporised surface; COB (Chip on Board) technology for maximum efficiency (ADJUSTABLE and DOWNLIGHT); no multiple shadows; efficient LEDs with very good colour rendering

FR Spot carré encastrable ; montage sans outil en kit de montage (sans bord ou avec bord continu) par système à déclic à bille ; surface laquée ; encastrement possible dans différents boîtiers ; au choix de l'orientation / symétrique Fixe ou asymétrique caractéristique du flux ; variantes à rayonnement sym. : caractéristiques de rayonn. précises grâce à l'optique à lentille ; variantes à rayonnement asymétrique : réflecteur de grande qualité avec surface à microfacettes, métallisée à l'aluminium ; Technologie COB (Chip on Board) pour efficacité maximale (ADJUSTABLE et DOWNLIGHT) ; pas d'ombres multiples ; LED économes en énergie à restitution de couleur élevée

wallwasher and
ww floor inset

glare control
(UGR ≤ 16)



60 mm
recess depth

CWD
1800 – 3000 K

CRI ≥ 95
2 SDCM

Order options

COLOUR TEMPERATURE

2700 K	4
3000 K	5
4000 K	6

INSET COLOUR

○ traffic white RAL 9016 (UGR ≤ 22)	7
● matt silver (UGR ≤ 19)	4
● jet black RAL 9005 (UGR ≤ 16)	1
● gold dust RAL 260-M (UGR ≤ 19)	9

BEAM ANGLE

spot 19°	S
medium 34°	M
flood 45°	F
wide flood 65°	W

Options on request

COLOR RENDERING INDEX

CRI ≥ 95, 2 SDCM

COLOUR TEMPERATURE

CWD 1800 – 3000 K

not for WW & WWF version

CONTROL

Casambi

MOUNTING SET

acoustic soft ceilings

POWER SUPPLY

DIM 1 – 10 V

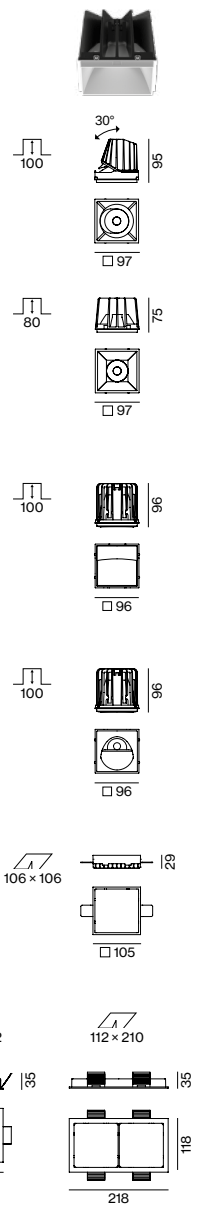

Light distributions

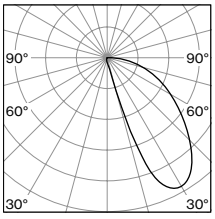

wallwasher

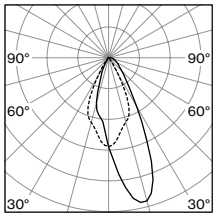

wallwasher floor

INSET POWER is the current consumption excluding any ballast
LUMINOUS FLUX value calculated for 3000 K, CRI ≥ 90, colour white, wide flood 2700 K -5 %, 4000 K +5 %

SASSO 100 square

ADJUSTABLE (↧ IP 40 / ↥ IP 20)

INSET POWER	LUMINOUS FLUX	ORDER CODE
17.2 W 36 Vf 500 mA	1860 lm	048-27301 :: 1 ◪ ▲
25 W 36 Vf 700 mA	2450 lm	048-27301 :: 1 ◪ ▲

DOWNLIGHT (↧ IP 44 / ↥ IP 20)

INSET POWER	LUMINOUS FLUX	ORDER CODE
17.2 W 36 Vf 500 mA	1890 lm	048-27101 :: 1 ◪ ▲
25 W 36 Vf 700 mA	2500 lm	048-27101 :: 1 ◪ ▲

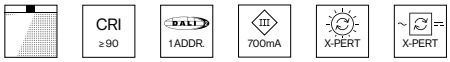

WALLWASHER (IP 20)

INSET POWER	LUMINOUS FLUX	ORDER CODE
25 W 36 Vf 700 mA	2290 lm	048-27501 :: 1 ◪ A

WALLWASHER / FLOOR (IP 20)

INSET POWER	LUMINOUS FLUX	ORDER CODE
23.4 W 36 Vf 700 mA	2670 lm	048-27501 :: 1 ◪ W

Mounting accessories

TRIMLESS MOUNTING SET for plasterboard ceilings 12.5/15/25 mm

COLOUR	ORDER CODE
○ traffic white RAL9016	048-2797117

MOUNTING SET WITH TRIM for intermediate ceilings 2–25 mm

TYPE	COLOUR	ORDER CODE
1 lamp	● white aluminium RAL 9006	048-279731G
	○ traffic white RAL9016	048-2797317
	● jet black RAL 9005	048-2797318
2 lamps	● white aluminium RAL 9006	048-279931G
	○ traffic white RAL9016	048-2799317
	● jet black RAL 9005	048-2799318

CONCRETE MOUNTING HOUSING

COLOUR	L·W·H (mm)	ORDER CODE
primed concrete ceilings*	614·307·120	048-2695110

*order mounting set separately, not applicable for 2 lamps mounting set with trim

Electrical accessories

POWER SUPPLY 220-240 V AC, 50-60 Hz, ⧈ PC II

TYPE	EFFICIENCY	L·W·H (mm)	ORDER CODE
500 mA | non DIM	η 88 %	143·43·30	002-90777
500 mA | DALI-2	η 88 %	143·43·30	002-90779
700 mA | non DIM	η 80 %	143·43·30	002-90774
700 mA | DALI-2	η 88 %	143·43·30	002-90776

THROUGH WIRING CONNECTION BOX

TYPE	L·W·H (mm)	ORDER CODE
non DIM cable ø 4 – 12 mm	105·58·30	005-2531110
DALI cable ø 4 – 12 mm	105·58·30	005-2551110

DIN RAIL COMPONENTS

TYPE	W·H·D (mm)	ORDER CODE
POWER SUPPLY 220-240 V AC 96 W | 48V DC constant voltage	90·90·60	005-6520210
LED DRIVER DALI-2 DT6 1–2 addr. 200 – 1050 mA settable const. current 2 × 42W | 48V DC | U_{OUT} 10 – 40 V	36·88·59	005-6121030

for more details and components see page 981

Zeitgeist Graz, AT –
by FIPE ARCHITECTURE

back

Quickinfo

2700 K, 3000 K, 4000 K
CRI ≥ 90, 2 SDCM
SASSO 60 up to 104 lm/W
SASSO 100 up to 117 lm/W
L80 @ 50 000 h
non DIM, DALI-2

Types

semi-recessed

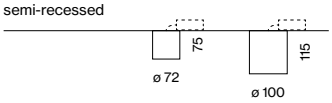

Housing colours

Inset colours

Light distributions

SASSO 60

SASSO 100

SASSO 60/100 round

semi-recessed

EN Cylindrical semi-recessed spotlight made of aluminium, available in 2 sizes; light inset lacquered; housing powder coated; luminaire housing can be attached to mounting plate without tools by interlock; choice of adj. sym. or asym. radiation characteristic; variants with sym. radiation characteristic: precise due to high quality lens system; variants with asym. radiation characteristic: high-quality reflector with micro-faceted, aluminum-vaporised surface; COB (Chip on Board) technology for maximum efficiency (ADJUSTABLE); no multiple shadows; efficient LEDs with very good colour rendering; external converter for ceiling insertion, for through-wiring suitable

FR Spot cylindrique en alu semi-encastré, disp. dans 2 tailles ; insert d'éclairage peint ; boîtier thermolaqué ; corps pouvant être monté sans outils sur la plaque de montage grâce à un système de verrouillage ; caractéristiques de rayonnement sym. ou asym. réglables au choix ; variantes à rayonnement sym. : précises grâce à l'optique à lentille ; variantes à rayonnement asym. : réflecteur avec surface à microfacettes et revêtement alum. atténuant ; Technologie COB pour efficacité maximale (ADJUSTABLE) ; pas d'ombres multiples ; LED efficaces à restitution de couleur élevée ; convertisseur externe pour fente plafond, câblage continu adapté

wallwasher and
ww floor inset

glare control
(UGR ≤ 16)

easy mounting;
no visible screws

CWD
1800 – 3000 K

CRI ≥ 95
2 SDCM

Order options

COLOUR TEMPERATURE

2700 K	4
3000 K	5
4000 K	6

HOUSING COLOUR

○ traffic white RAL 9016	7
● jet black RAL 9005	1

INSET COLOUR

○ traffic white RAL 9016 (UGR ≤ 22)	7
● matt silver (UGR ≤ 19)	4
● jet black RAL 9005 (UGR ≤ 16)	1
● gold dust RAL 260-M (UGR ≤ 19)	9

BEAM ANGLE SASSO 60

spot 15°	S
medium 21°	M
flood 42°	F

BEAM ANGLE SASSO 100

spot 19°	S
medium 34°	M
flood 45°	F
wide flood 65°	W

Options on request

COLOUR RENDERING INDEX

CRI ≥ 95, 2 SDCM

COLOUR TEMPERATURE

CWD 1800–3000 K

not for WW & WWF version

CONTROL

Casambi

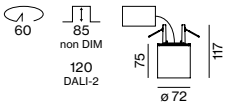

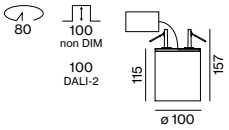

SASSO 60 round semi-recessed

ADJUSTABLE

INSET POWER	LUMINOUS FLUX	ORDER CODE
10.7 W 36 Vf 300 mA	1040 lm	048-3101 :: 1 ◪ ■ ▲

WALLWASHER

INSET POWER	LUMINOUS FLUX	ORDER CODE
8.2 W 27 Vf 300 mA	635 lm	048-3701 :: 1 ◪ ■ A

WALLWASHER / FLOOR

INSET POWER	LUMINOUS FLUX	ORDER CODE
8.2 W 27 Vf 300 mA	633 lm	048-3701 :: 1 ◪ ■ W

SASSO 100 round semi-recessed

ADJUSTABLE

INSET POWER	LUMINOUS FLUX	ORDER CODE
17.2 W 36 Vf 500 mA	1850 lm*	048-3401 :: 1 ◪ ■ ▲

*reflector white flood

Electrical accessories

POWER SUPPLY 220-240 V AC, 50-60 Hz, ⧈ PC II

TYPE	EFFICIENCY	L·W·H (mm)	ORDER CODE
300 mA | non DIM	η 85 %	85·40·22	002-90771
300 mA | DALI-2	η 88 %	143·43·30	002-90762
500 mA | non DIM	η 88 %	143·43·30	002-90777
500 mA | DALI-2	η 88 %	143·43·30	002-90779

THROUGH WIRING CONNECTION BOX for SASSO 100

TYPE	L·W·H (mm)	ORDER CODE
non DIM cable ø 4–12 mm	105·58·30	005-25311110
DALI cable ø 4–12 mm	105·58·30	005-25511110

DIN RAIL COMPONENTS

TYPE	W·H·D (mm)	ORDER CODE
POWER SUPPLY 220-240 V AC 96 W | 48 V DC constant voltage	90·90·60	005-65202100
LED DRIVER DALI-2 DT6 1–2 addr. 200–1050 mA settable const. current 2 × 42 W | 48 V DC | U_{OUT} 10–40 V	36·88·59	005-61210300

for more details and components see page 981

INSET POWER is the current consumption excluding any ballast
LUMINOUS FLUX value calculated for 3000 K, CRI ≥ 90, colour white, flood 2700 K -5 %, 4000 K +5 %

back

Quickinfo

2700 K, 3000 K, 4000 K
CRI ≥ 90, 2 SDCM
SASSO 60 up to 81 lm/W
SASSO 100 up to 100 lm/W
L80 @ 50 000 h
non DIM, DALI-2

Types

ceiling

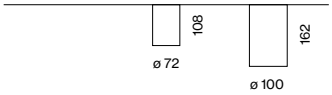

Housing colours

Inset colours

Light distributions

SASSO 60

SASSO 100

wallwasher and
ww floor inset

glare control
(UGR ≤ 16)

easy mounting;
no visible screws



CWD
1800 – 3000 K

CRI ≥ 95
2 SDCM

SASSO 60 / 100 round

ceiling

EN Cylindrical ceiling mounted spotlight made of aluminium, available in 2 sizes; light inset lacquered; housing powder coated; luminaire housing can be attached to mounting plate without tools by interlock; adj. sym. or asym. radiation characteristic; variants with sym. radiation characteristic: precise due to high quality lens system; variants with asym. radiation characteristic: high-quality reflector with micro-faceted, aluminum-vaporised surface; COB (Chip on Board) technology for maximum efficiency (ADJUSTABLE); no multiple shadows; efficient LEDs with very good colour rendering; converter integrated into spotlight head

FR Spot de plafond cylindrique en aluminium, disponible dans 2 tailles ; insert d'éclairage peint ; boîtier thermolaqué ; corps de luminaire pouvant être monté sans outils sur la plaque de montage grâce à un système de verrouillage ; caractéristiques de rayonnement sym. ou asym. réglables ; variantes à rayonnement sym. : précises grâce à l'optique à lentille ; variantes à rayonnement asym. : réflecteur avec surface à microfacettes et revêtement alum. atténuant ; Technologie COB (Chip on Board) pour efficacité maximale (ADJUSTABLE) ; pas d'ombres multiples ; LED économes en énergie à restitution de couleur élevée ; convertisseur intégré à la tête de spot

Order options

COLOUR TEMPERATURE

2700 K	4
3000 K	5
4000 K	6

CONTROL

non DIM	1
DALI-2	3

HOUSING COLOUR

○ traffic white RAL 9016	7
● jet black RAL 9005	1

INSET COLOUR

○ traffic white RAL 9016 (UGR ≤ 22)	7
● matt silver (UGR ≤ 19)	4
● jet black RAL 9005 (UGR ≤ 16)	1
● gold dust RAL 260-M (UGR ≤ 19)	9

BEAM ANGLE SASSO 60

spot 15°	S
medium 21°	M
flood 42°	F

BEAM ANGLE SASSO 100

spot 19°	S
medium 34°	M
flood 45°	F
wide flood 65°	W

Options on request

COLOUR RENDERING INDEX

CRI ≥ 95, 2 SDCM

COLOUR TEMPERATURE

CWD 1800 – 3000 K

not for WW & WWF version

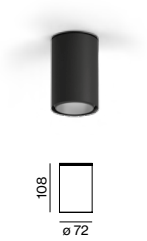

SASSO 60 round ceiling

360° 30° | UGR ≤ 16 | CRI ≥ 90 | 2-SDCM | 1 ADDR. | 220-240 V | X-PERT | X-PERT

ADJUSTABLE

SYSTEM POWER	COLOUR TEMP.	LUMINOUS FLUX	ORDER CODE
11.6 W	2700 K	808 lm	048-3110
	3000 K	874 lm	
	4000 K	939 lm	

CRI ≥ 90 | 1 ADDR. | 220-240 V | X-PERT | X-PERT

WALLWASHER

SYSTEM POWER	COLOUR TEMP.	LUMINOUS FLUX	ORDER CODE
11.4 W	2700 K	635 lm	048-3710 A
	3000 K	635 lm	
	4000 K	744 lm	

WALLWASHER / FLOOR

SYSTEM POWER	COLOUR TEMP.	LUMINOUS FLUX	ORDER CODE
11.4 W	2700 K	633 lm	048-3710 W
	3000 K	633 lm	
	4000 K	746 lm	

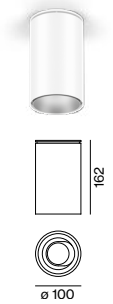

SASSO 100 round ceiling

360° 20° | UGR ≤ 16 | CRI ≥ 90 | 2-SDCM | 1 ADDR. | 220-240 V | X-PERT | X-PERT

ADJUSTABLE

SYSTEM POWER	COLOUR TEMP.	LUMINOUS FLUX	ORDER CODE
20.2 W	2700 K	1650 lm	048-3410
	3000 K	1790 lm	
	4000 K	1930 lm	

LUMINOUS FLUX value calculated for CRI ≥ 90, colour white, reflector flood

Oppenländer Rechtsanwälte
Stuttgart, DE – by Ippolito Fleitz Group GmbH

WIKUS Sägenfabrik Spangenberg, DE – by Bieling Architekten AG with lighting design by Peter Andres Unabhängige Lichtplanung und -beratung GbR

Private Residence
Copenhagen, DK –
by COBE Architects with
lighting design by anker & co

back





Quickinfo

2700 K, 3000 K, 4000 K
CRI ≥ 90, 2 SDCM
SASSO 60 up to 86 lm/W
SASSO 100 up to 119 lm/W
L80 @ 50 000 h
non DIM, DALI-2

Types

semi-recessed

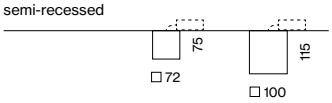

Housing colours

Inset colours

Light distributions

SASSO 60

SASSO 100

SASSO 60/100 square

semi-recessed

EN Square semi-recessed spotlight made of aluminium, available in 2 sizes; light inset lacquered; housing powder coated; luminaire housing can be attached to mounting plate without tools by interlock; choice of adjustable / fixed symmetric or asymmetric radiation characteristic; variants with sym. radiation characteristic: precise due to high quality lens system; variants with asym. radiation characteristic: high-quality reflector with micro-faceted, aluminum-vaporised surface; COB (Chip on Board) technology for maximum efficiency (ADJUSTABLE and DOWNLIGHT); no multiple shadows; efficient LEDs with very good colour rendering; external converter for ceiling insertion, for through-wiring suitable

FR Spot carré en aluminium monté en semi-encastré, disponible dans 2 tailles ; insert d'éclairage peint ; boîtier thermolaqué ; corps de luminaire pouvant être monté sans outils sur la plaque de montage grâce à un système de verrouillage ; au choix de l'orientation / symétrique Fixe ou asymétrique caractéristique du flux ; variantes à rayonnement sym. : précises grâce à l'optique à lentille ; variantes à rayonnement asym. : réflecteur avec surface à microfacettes et revêtement alum. atténuant ; Technologie COB (Chip on Board) pour efficacité maximale (ADJUSTABLE et DOWNLIGHT) ; pas d'ombres multiples ; LED économes en énergie à restitution de couleur élevée ; convertisseur externe pour fente plafond, câblage continu adapté



wallwasher and
ww floor inset

glare control
(UGR ≤ 16)

easy mounting;
no visible screws

CWD
1800 – 3000 K

CRI ≥ 95
2 SDCM

Order options

COLOUR TEMPERATURE

2700 K	4
3000 K	5
4000 K	6

HOUSING COLOUR

○ traffic white RAL 9016	7
● jet black RAL 9005	1

INSET COLOUR

○ traffic white RAL 9016 (UGR ≤ 22)	7
● matt silver (UGR ≤ 19)	4
● jet black RAL 9005 (UGR ≤ 16)	1
● gold dust RAL 260-M (UGR ≤ 19)	9

BEAM ANGLE SASSO 60

spot 15°	S
medium 21°	M
flood 42°	F

BEAM ANGLE SASSO 100

spot 19°	S
medium 34°	M
flood 45°	F
wide flood 65°	W

Options on request

COLOUR RENDERING INDEX

CRI ≥ 95, 2 SDCM

COLOUR TEMPERATURE

CWD 1800 – 3000 K

not for WW & WWF version

CONTROL

Casambi

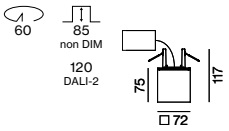

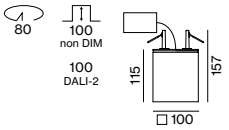

SASSO 60 square semi-recessed

DOWNLIGHT

INSET POWER	LUMINOUS FLUX	ORDER CODE
10.7 W 36 Vf 300 mA	1100 lm	048-3001 :: 1 ◪ ■ ▲

WALLWASHER

INSET POWER	LUMINOUS FLUX	ORDER CODE
8.2 W 27 Vf 300 mA	635 lm	048-3601 :: 1 ◪ ■ A

WALLWASHER / FLOOR

INSET POWER	LUMINOUS FLUX	ORDER CODE
8.2 W 27 Vf 300 mA	633 lm	048-3601 :: 1 ◪ ■ W

SASSO 100 square semi-recessed

ADJUSTABLE

INSET POWER	LUMINOUS FLUX	ORDER CODE
17.2 W 36 Vf 500 mA	1890 lm*	048-3301 :: 1 ◪ ■ ▲

*reflector wide flood

Electrical accessories

POWER SUPPLY 220-240 V AC 50-60 Hz, ⧈ PC II

TYPE	EFFICIENCY	L·W·H (mm)	ORDER CODE
300 mA | non DIM	η 85 %	85·40·22	002-90771
300 mA | DALI-2	η 88 %	143·43·30	002-90762
500 mA | non DIM	η 88 %	143·43·30	002-90777
500 mA | DALI-2	η 88 %	143·43·30	002-90779

THROUGH WIRING CONNECTION BOX for SASSO 100

TYPE	L·W·H (mm)	ORDER CODE
non DIM cable ø 4 – 12 mm	105·58·30	005-25311110
DALI cable ø 4 – 12 mm	105·58·30	005-25511110

DIN RAIL COMPONENTS

TYPE	W·H·D (mm)	ORDER CODE
POWER SUPPLY 220-240 V AC 96 W | 48V DC constant voltage	90·90·60	005-65202 10
LED DRIVER DALI-2 DT6 1–2 addr. 200–1050 mA settable const. current 2 × 42W | 48V DC | U_{OUT} 10–40 V	36·88·59	005-61210 30

for more details and components see page 981

INSET POWER is the current consumption excluding any ballast
LUMINOUS FLUX value calculated for 3000 K, CRI ≥ 90, colour white, flood 2700 K -5 %, 4000 K +5 %

back

Quickinfo

2700 K, 3000 K, 4000 K
CRI ≥ 90, 2 SDCM
SASSO 60 up to 94 lm/W
SASSO 100 up to 101 lm/W
L80 @ 50 000 h
non DIM, DALI-2

Types

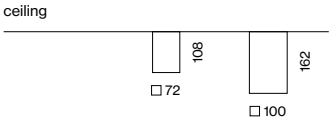

Housing colours

Inset colours

Light distributions

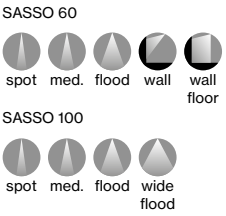

SASSO 60/100 square

ceiling

EN Square ceiling mounted spotlight made of aluminium, available in 2 sizes; light inset lacquered; housing powder coated; luminaire housing can be attached to mounting plate without tools by interlock; choice of adjustable / fixed symmetric or asymmetric radiation characteristic; variants with sym. radiation characteristic: precise due to high quality lens system; variants with asym. radiation characteristic: high-quality reflector with micro-faceted, aluminum-vaporised surface; COB (Chip on Board) technology for maximum efficiency (ADJUSTABLE and DOWNLIGHT); no multiple shadows; efficient LEDs with very good colour rendering; luminaire for through wiring; converter integrated into spotlight head

FR Spot de plafond carré en aluminium, disponible dans 2 tailles ; insert d'éclairage peint ; boîtier thermolaqué ; corps de luminaire pouvant être monté sans outils sur la plaque de montage grâce à un système de verrouillage ; au choix de l'orientation / symétrique Fixe ou asymétrique caractéristique du flux ; variantes à rayonnement sym. : précises grâce à l'optique à lentille ; variantes à rayonnement asym. : réflecteur avec surface à microfacettes et revêtement alum. atténuant ; Technologie COB (Chip on Board) pour efficacité maximale (ADJUSTABLE et DOWNLIGHT) ; pas d'ombres multiples ; LED économes en énergie à restitution de couleur élevée ; luminaire pour câblage continu ; convertisseur intégré à la tête de spot

wallwasher and
ww floor inset

glare control
(UGR ≤ 16)

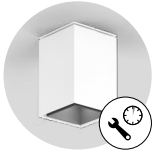

easy mounting;
no visible screws

CWD
1800 – 3000 K

CRI ≥ 95
2 SDCM

Order options

COLOUR TEMPERATURE

2700 K	4
3000 K	5
4000 K	6

CONTROL

non DIM	1
DALI-2	3

HOUSING COLOUR

○ traffic white RAL 9016	7
● jet black RAL 9005	1

INSET COLOUR

○ traffic white RAL 9016 (UGR ≤ 22)	7
● matt silver (UGR ≤ 19)	4
● jet black RAL 9005 (UGR ≤ 16)	1
● gold dust RAL 260-M (UGR ≤ 19)	9

BEAM ANGLE SASSO 60

spot 15°	S
medium 21°	M
flood 42°	F

BEAM ANGLE SASSO 100

spot 19°	S
medium 34°	M
flood 45°	F
wide flood 65°	W

Options on request

COLOUR RENDERING INDEX

CRI ≥ 95, 2 SDCM

COLOUR TEMPERATURE

CWD 1800 – 3000 K

not for WW & WWF version

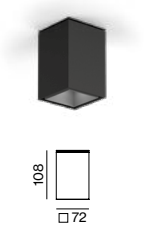

SASSO 60 square ceiling

UGR ≤ 16 · CRI ≥ 90 · 2-SDCM · 1 ADDR. · 220-240 V · X-PERT · X-PERT

DOWNLIGHT

SYSTEM POWER	COLOUR TEMP.	LUMINOUS FLUX	ORDER CODE
11.6 W	2700 K	857 lm	048-3010
	3000 K	927 lm	
	4000 K	996 lm	

CRI ≥ 90 · 1 ADDR. · 220-240 V · X-PERT · X-PERT

WALLWASHER

SYSTEM POWER	COLOUR TEMP.	LUMINOUS FLUX	ORDER CODE
11.4 W	2700 K	617 lm	048-3610 A
	3000 K	617 lm	
	4000 K	726 lm	

WALLWASHER / FLOOR

SYSTEM POWER	COLOUR TEMP.	LUMINOUS FLUX	ORDER CODE
11.4 W	2700 K	633 lm	048-3610 W
	3000 K	633 lm	
	4000 K	746 lm	

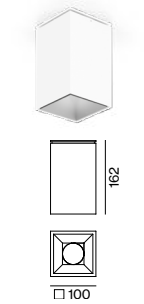

SASSO 100 square ceiling

20° · UGR ≤ 19 · CRI ≥ 90 · 2-SDCM · 1 ADDR. · 220-240 V · X-PERT · X-PERT

ADJUSTABLE

SYSTEM POWER	COLOUR TEMP.	LUMINOUS FLUX	ORDER CODE
20.2 W	2700 K	1700 lm	048-3310
	3000 K	1840 lm	
	4000 K	1980 lm	

LUMINOUS FLUX value calculated for CRI ≥ 90, colour white, reflector flood

Relesys Office Copenhagen, DK –
by Lobo-Lab Architects
with lighting design by anker & co

Quickinfo

2700 K, 3000 K, 4000 K
CRI ≥ 90, 2 SDCM
SASSO 60 up to 83 lm/W
SASSO 100 up to 98 lm/W
L80 @ 50 000 h
non DIM, DALI-2

Types

suspended

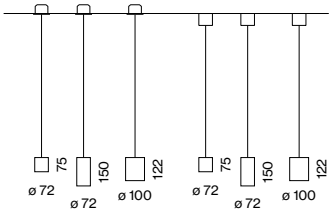

Housing colours

Inset colours

Light distributions

SASSO 60

spot med. flood

SASSO 100

spot med. flood wide flood

SASSO 60 / 100 round

suspended

EN Cylindrical spotlight made of aluminium, available in 2 sizes; light inset lacquered; housing powder coated; pendant fitting with cable suspension; incl. feed (black or white); can be individually shortened; precise radiation characteristic due to high quality lens system; COB (Chip on Board) technology for maximum efficiency; no multiple shadows; efficient LEDs with very good colour rendering; canopy for through wiring; converter included in canopy

FR Spot cylindrique en aluminium, disponible dans 2 tailles ; insert d'éclairage peint ; boîtier thermolaqué ; suspension par câble ; câble d'alimentation inclus (noir ou blanche) ; recoupable à volonté ; caractéristiques de rayonn. précises grâce à l'optique à lentille ; Technologie COB (Chip on Board) pour efficacité maximale ; pas d'ombres multiples ; LED économes en énergie à restitution de couleur élevée ; cache-piton pour câblage continu ; convertisseur inclus dans le cache-piton

glare control
(UGR ≤ 16)

easy mounting;
no visible screws

CRI ≥ 95
2 SDCM

Order options

HOUSING HEIGHT L

75 mm	2
150 mm	7

COLOUR TEMPERATURE

2700 K	4
3000 K	5
4000 K	6

CONTROL

non DIM	1
DALI-2	3

HOUSING COLOUR

○ traffic white RAL 9016	7
● jet black RAL 9005	1

INSET COLOUR

○ traffic white RAL 9016 (UGR≤22)	7
● matt silver (UGR≤19)	4
● jet black RAL 9005 (UGR≤16)	1
● gold dust RAL 260-M (UGR≤19)	9

BEAM ANGLE SASSO 60

spot 15°	S
medium 21°	M
flood 42°	F

BEAM ANGLE SASSO 100

spot 19°	S
medium 34°	M
flood 45°	F
wide flood 65°	W

Options on request

COLOUR RENDERING INDEX

CRI ≥ 95, 2 SDCM

MOUNTING

recessed canopy

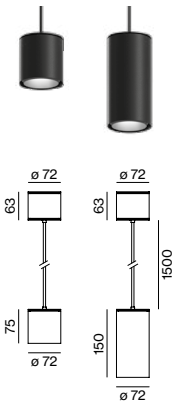

SASSO 60 round suspended

UGR ≤ 16 | CRI ≥ 90 | 2-SDCM | 1 ADDR. | 220-240 V | X-PERT | X-PERT

DOWNLIGHT

SYSTEM POWER	COLOUR TEMP.	LUMINOUS FLUX	ORDER CODE
11.6 W	2700 K	833 lm	0 4 8 - 3 1 L 0
	3000 K	901 lm	
	4000 K	968 lm	

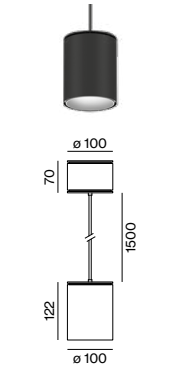

SASSO 100 round suspended

UGR ≤ 19 | CRI ≥ 90 | 2-SDCM | 1 ADDR. | 220-240 V | X-PERT | X-PERT

DOWNLIGHT

SYSTEM POWER	COLOUR TEMP.	LUMINOUS FLUX	ORDER CODE
20.2 W	2700 K	1650 lm	0 4 8 - 3 4 2 0
	3000 K	1790 lm	
	4000 K	1920 lm	

LUMINOUS FLUX value calculated for CRI ≥ 90, colour white, reflector wide flood

James Good Coiffeur Lounge
Flums, CH – by Daniel Huber Architektur GmbH

back

Quickinfo

2700 K, 3000 K, 4000 K
CRI ≥ 90, 2 SDCM
SASSO round up to 90 lm/W
SASSO square up to 86 lm/W
L80 @ 50 000 h
non DIM, DALI-2

Types

round

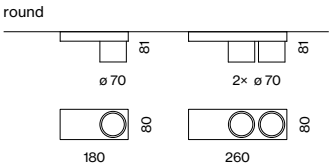

square

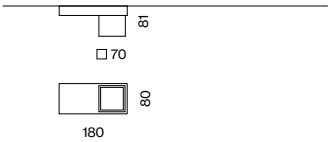

Housing colours

Inset colours

Light distributions

SASSO 60 base

ceiling

EN Cylindrical or square spotlight made of aluminium; light inset lacquered; housing powder coated; light inset rotatable and tiltable (cylindrical versions); choice of single lamp or double lamps (cylindrical versions); surface mounted housing in aluminium incl. converter; mounting plate with pre-assembled converter unit can be pre-mounted; luminaire housing can be attached without tools by interlock; precise radiation characteristic due to high quality lens system; COB (Chip on Board) technology for maximum efficiency; no multiple shadows; efficient LEDs with very good colour rendering; luminaire for through wiring

FR Spot cylindrique ou carré en aluminium ; insert d'éclairage peint ; boîtier thermolaqué ; module d'éclairage rotatif et orientable (variantes cylindriques) ; au choix monoflamme ou biflamme (variantes cylindriques) ; boîtier de montage en aluminium, avec convertisseur ; plaque de montage avec unité de conversion prémontée, pouvant être montée à l'avance ; corps de luminaire pouvant être monté sans outils grâce à un système de verrouillage ; caractéristiques de rayonn. précises grâce à l'optique à lentille ; Technologie COB (Chip on Board) pour efficacité maximale ; pas d'ombres multiples ; LED économes en énergie à restitution de couleur élevée ; luminaire pour câblage continu

glare control
(UGR ≤ 16)

easy mounting;
no visible screws

CRI ≥ 95
2 SDCM

Order options

COLOUR TEMPERATURE

2700 K	4
3000 K	5
4000 K	6

CONTROL

non DIM	1
DALI-2	3

HOUSING COLOUR

○ traffic white RAL 9016	7
● jet black RAL 9005	1

INSET COLOUR

○ traffic white RAL 9016 (UGR ≤ 22)	7
● matt silver (UGR ≤ 19)	4
● jet black RAL 9005 (UGR ≤ 16)	1
● gold dust RAL 260-M (UGR ≤ 19)	9

BEAM ANGLE

spot 15°	S
medium 21°	M
flood 42°	F

Options on request

COLOUR RENDERING INDEX

CRI ≥ 95, 2 SDCM

LIGHT DISTRIBUTION

wallwasher

wallwasher / floor

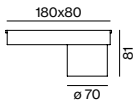

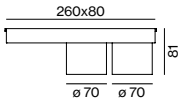

SASSO 60 base round

360° 30° | UGR ≤ 16 | CRI ≥ 90 | 2-SDCM | 220-240V | X-PERT | X-PERT

ADJUSTABLE 1 LAMP

SYSTEM POWER	COLOUR TEMP.	LUMINOUS FLUX	ORDER CODE
11.7 W	2700 K	816 lm	048-3130
	3000 K	882 lm	
	4000 K	948 lm	

ADJUSTABLE 2 LAMPS

SYSTEM POWER	COLOUR TEMP.	LUMINOUS FLUX	ORDER CODE
21.6 W	2700 K	2 × 873 lm	048-3140
	3000 K	2 × 921 lm	
	4000 K	2 × 977 lm	

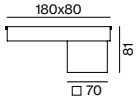

SASSO 60 base square

UGR ≤ 16 | CRI ≥ 90 | 2-SDCM | 220-240V | X-PERT | X-PERT

DOWNLIGHT 1 LAMP

SYSTEM POWER	COLOUR TEMP.	LUMINOUS FLUX	ORDER CODE
11.7 W	2700 K	865 lm	048-3030
	3000 K	936 lm	
	4000 K	1010 lm	

LUMINOUS FLUX value calculated for CRI ≥ 90, colour white, reflector flood

The Raum Bolzano, IT –
by bergundtal gmbh.

Quickinfo

2700 K, 3000 K, 4000 K
CRI ≥ 90, 2 SDCM
SASSO 60 up to 69 lm/W
SASSO 100 up to 61 lm/W
L80 @ 50 000 h
non DIM, DALI-2

Types

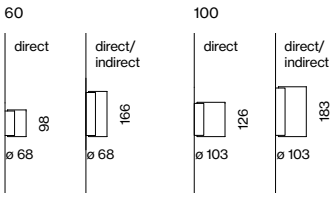

Housing colours

Inset colours

Light distributions

SASSO 60 / 100 round

wall

EN Cylindrical wall surface mounted luminaire made of aluminium, available in 2 sizes; light inset lacquered; housing powder coated; optionally symmetric direct or direct / indirect light distribution; homogeneous wall or ceiling illumination through uniform light distribution; precise radiation characteristic due to high quality lens system; installation of variant DIRECT optionally for floor or ceiling illumination; COB (Chip on Board) technology for maximum efficiency; no multiple shadows; efficient LEDs with very good colour rendering

FR Applique cylindrique en aluminium pour montage en surface, disponible dans 2 tailles ; insert d'éclairage peint ; boîtier thermolaqué ; disponible au choix, en rayonnement symétrique direct ou direct/indirect ; éclairage homogène du mur ou du plafond par une distribution de lumière uniforme ; caractéristiques de rayonn. précises grâce à l'optique à lentille ; variante de montage DIRECT disponible au choix pour l'éclairage du sol ou du plafond ; Technologie COB (Chip on Board) pour efficacité maximale ; pas d'ombres multiples ; LED économes en énergie à restitution de couleur élevée

direct and direct / indirect illumination

high quality lens

easy mounting

CRI ≥ 95
2 SDCM

Order options

COLOUR TEMPERATURE

2700 K	4
3000 K	5
4000 K	6

CONTROL

non DIM	1
DALI-2	3

HOUSING COLOUR

○ traffic white RAL 9016	7
● jet black RAL 9005	1

INSET COLOUR

○ traffic white RAL 9016 (UGR ≤ 22)	7
● matt silver (UGR ≤ 19)	4
● jet black RAL 9005 (UGR ≤ 16)	1
● gold dust RAL 260-M (UGR ≤ 19)	9

BEAM ANGLE

opal lens

Options on request

COLOUR RENDERING INDEX

CRI ≥ 95, 2 SDCM

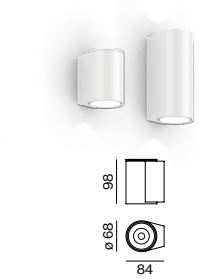

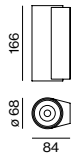

SASSO 60 round wall

CRI ≥ 90 · 2-SDCM · 1 ADDR. · 220-240 V · X-PERT · X-PERT

DIRECT

SYSTEM POWER	COLOUR TEMP.	LUMINOUS FLUX	ORDER CODE
11.7 W	2700 K	647 lm	048-3150
	3000 K	683 lm	
	4000 K	724 lm	

DIRECT / INDIRECT

SYSTEM POWER	COLOUR TEMP.	LUMINOUS FLUX	ORDER CODE
20.4 W	2700 K	2 × 643 lm	048-3160
	3000 K	2 × 678 lm	
	4000 K	2 × 720 lm	



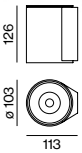

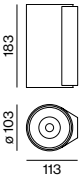

SASSO 100 round wall

CRI ≥ 90 · 2-SDCM · 1 ADDR. · 220-240 V · X-PERT · X-PERT

DIRECT

SYSTEM POWER	COLOUR TEMP.	LUMINOUS FLUX	ORDER CODE
20.4 W	2700 K	1130 lm	048-3450
	3000 K	1180 lm	
	4000 K	1240 lm	

DIRECT / INDIRECT

SYSTEM POWER	COLOUR TEMP.	LUMINOUS FLUX	ORDER CODE
41 W	2700 K	2 × 1130 lm	048-3460
	3000 K	2 × 1180 lm	
	4000 K	2 × 1240 lm	

LUMINOUS FLUX value calculated for
CRI ≥ 90, colour white, lens opal

MAM Competence Center
Großhöflein, AT –
by INNOCAD Architektur ZT

The exquisite choice



SASSO PRO

EN The high-quality reflector ensures a particularly even light pattern and professional glare control. Its exclusive design and high-quality appearance make SASSO the ideal spotlight on the shop floor. The spotlights can be rotated through 360° and can also be swivelled by up to 35° around the horizontal central axis. This means light can be flexibly redirected even after installation, depending on the shop concept. Thanks to its replaceable light insets, the spotlight can be installed quickly and without any tools using a ball-catch system. SASSO is available in various sizes, colours, and with optical accessories. For the light colours, you can choose between 2700 K, 3000 K, 4000 K, or the dynamic gradient Colour Warm Dimming and Tunable White versions.

FR Ce réflecteur de haute qualité assure un éclairage particulièrement uniforme avec anti-éblouissement professionnel. Son design exclusif et sa présentation de grande qualité font de SASSO le spot idéal pour les boutiques. Les spots peuvent pivoter à 360° et sont en outre orientables jusqu'à 35° autour de l'axe central horizontal. Cela permet – en fonction du concept de la boutique – de guider librement la lumière, même après l'installation. Grâce à ses modules d'éclairage interchangeables, le spot peut être intégré rapidement et sans outil au moyen d'un mécanisme d'encliquetage à billes. SASSO est disponible dans différentes tailles et couleurs et avec des accessoires optiques. Pour les températures de couleurs, vous avez le choix entre 2700 K, 3000 K, 4000 K ou les variantes dynamiques Colour Warm Dimming et Tunable White.

Types

80 100

Mountings

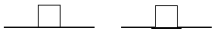

trimless recessed | with trim recessed

Light distribution

spotlight

Precise light adjustment

EN In addition to the 360° rotatability of all SASSO Round 80/100 variants, the adjustable version can be swivelled up to 35° around the horizontal central axis. This enables light to be directed precisely where it is needed.

FR Outre la capacité de rotation à 360° de toutes les versions SASSO Round 80/100, la version Adjustable peut pivoter de jusqu'à 35° autour de l'axe central horizontal. Cela permet un guidage encore plus précis de la lumière pour qu'elle arrive précisément là où elle est nécessaire.

Reflector inset

EN The high-quality reflector with spherical faceted optics ensures a uniform light pattern with significant glare control. SASSO is an attractive lighting solution in the premium shop area, thanks to its high-quality appearance.

FR Le réflecteur de haute qualité avec des optiques sphériques à facettes crée une image lumineuse uniforme avec de surcroît un bon contrôle de l'éblouissement. Grâce à sa noble présentation, SASSO représente également une solution d'éclairage attrayante dans le domaine des boutiques premium.





Ball catch system

EN SASSO spots are easy to replace. The assembly is quick and entirely without tools, thanks to a ball catch system. The lighting thus always adapts flexibly to new requirements and circumstances.

FR Les spots SASSO sont faciles à changer : leur installation est rapide et totalement sans outil grâce à un système d'encliquetage à billes. Ainsi, l'éclairage s'adapte toujours avec souplesse aux nouvelles contraintes et circonstances.

Optical accessories

EN Use a wide range of optical accessories to adapt spotlights for special applications. The optical light accessories can be attached or removed in one easy step and provide glare-free light at any point.

FR Utilisez divers accessoires optiques pour adapter les spots pour des applications spéciales. Les accessoires optiques d'éclairage se posent ou se retirent en un tournemain et assurent à tout endroit un éclairage non éblouissant.

CWD – Colour Warm Dimming

EN Warm light quality with reduced illuminance. Colour Warm Dimming reduces the light intensity while continuously changing the colour temperature between 3000 K and 1800 K. The function supports, for example, the change between cosy restaurant lighting during the day and a relaxing lighting mood in the evening.

FR Une qualité de lumière chaude avec une intensité d'éclairage réduite : Colour Warm Dimming réduit l'intensité lumineuse tout en modifiant la température de couleur en continu entre 3000 K et 1800 K. Cette fonction permet par exemple le passage entre un confortable éclairage de restaurant au cours de la journée et un éclairage d'ambiance détendu dans la soirée.

TW – Tunable White

EN Changes in the colour of light have a substantial effect on our mood. Tunable White allows the colour temperature to be continuously adjusted from 2700 K (warm light) to 6500 K (cool light) to dynamically adapt the lighting to the time of day or ambient brightness.

FR Les variations de la couleur de la lumière ont un puissant effet sur notre humeur. Tunable White permet le passage en continu d'une température de couleur de 2700 K (lumière chaude) à 6500 K (lumière froide), pour adapter l'éclairage de manière dynamique à l'heure ou à la lumière ambiante.



back



Quickinfo

2700 K, 3000 K, 4000 K, CWD
CRI ≥ 90, 3 SDCM
up to 93 lm/W
L90 @ 50 000 h
non DIM, DALI-2

Types

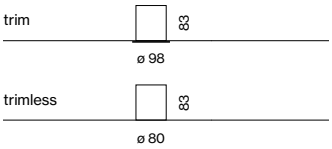

Colours

Light distributions

SASSO PRO 80 flush / offset

recessed

EN Round recessed spotlight in die-cast aluminium; installation without tools in mounting set with ball catch system; surface powder coated; installation possible in different housings; light inset rotatable and tiltable; optionally with recessed lighting level; optical attachments as accessories; with optional high-quality lens system with precise radiation characteristic; and high-quality reflector with spherical facet effect design, precise radiation characteristics with different beam angles; installed and exchanged without tools; COB (Chip on Board) technology or high power LEDs for maximum efficiency; no multiple shadows; efficient LEDs with very good colour rendering

FR Spot rond encastrable en fonte d'alu injectée ; montage sans outil avec kit par syst. à déclic à bille ; surface thermolaquée ; encastrement poss. dans différents boîtiers ; module d'écl. rotatif et orientable ; en option avec niveau d'écl. décalé vers l'arrière ; éléments opt. comme accessoires ; également poss. avec opt. de lentilles de qualité présentant des carac. de rayonn. précises ; ou un réflecteur de qualité avec une opt. sphérique à facettes, carac. de rayonnement précises avec divers angles de diffusion ; Installation resp. remplacement sans outil ; avec technologie COB ou High-Power-LED pour efficacité max. ; pas d'ombres multiples ; LED efficaces à restitution de couleur élevée



DiiA® standards
251, 252, 253

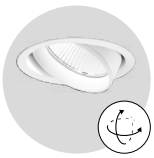

rotatable 360°
tiltable 35°

CWD
1800 – 2700 K

Order options

COLOUR TEMPERATURE

2700 K	4
3000 K	5
4000 K	6
CWD 1800–2700 K	

CONTROL

non DIM	1
DALI-2	3

MATERIAL COLOUR

○ traffic white RAL 9016	7
● jet black RAL 9005	8

LENS

super spot 6°

BEAM ANGLE

medium 27°	M
flood 37°	F

Options on request

MOUNTING SET

acoustic soft ceilings

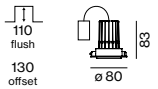

SASSO PRO 80

360° 35° | CRI ≥90 | DALI 1 ADDR. | 220-240V | CB | X-PERT | X-PERT

SPOTLIGHT ADJUSTABLE

SYSTEM POWER	COLOUR TEMP.	LUMINOUS FLUX	ORDER CODE
7.7 W	2700 K	353 lm	048-2310 :: 1 ◪ V
super spot 6°	3000 K	379 lm	
	4000 K	408 lm	
8.3 W	2700 K	728 lm	048-2310 :: 1 ◪ ▲
	3000 K	765 lm	
	4000 K	773 lm	
12.2 W	2700 K	1020 lm	048-2312 :: ⇕ ◪ ▲
	3000 K	1060 lm	
	4000 K	1130 lm	

SYSTEM POWER	LUMINOUS FLUX	ORDER CODE
6.5 W CWD 1800–2700 K	378 lm	048-2310E3 ◪ M

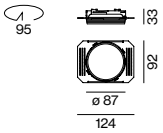

Mounting accessories

TRIMLESS MOUNTING SET

for installation in plasterboard ceilings 12.5/15/25 mm

TYPE	ORDER CODE
flush	052-1921327
offset 17 mm	052-1931327

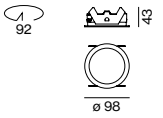

ROUND MOUNTING SET WITH TRIM

for intermediate ceilings 5–25 mm

TYPE	ORDER CODE
flush	052-1922327
offset 17 mm	052-1932327

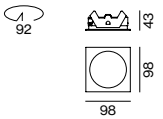

SQUARE MOUNTING SET WITH TRIM

for intermediate ceilings 5–25 mm

TYPE	ORDER CODE
flush	052-1942311
offset 17 mm	052-1952311

CONCRETE MOUNTING HOUSING

TYPE	L·W·H (mm)	ORDER CODE
exposed concrete ceilings*	229·227·160	060-00080
primed concrete ceilings**	ø240·400·130	052-1914320

*only for flush mounting **order mounting set separately

Optical accessories

TYPE	ORDER CODE
honeycomb louver	048-2091311
linear prismatic lens	048-2092311
snoot	048-2091111
snoot with honeycomb louver	048-2091211

use only 1 optical accessory

Electrical accessories

THROUGH WIRING CONNECTION BOX

TYPE	L·W·H (mm)	ORDER CODE
non DIM cable ø 4–12 mm	105·58·30	005-2531110
DALI cable ø 4–12 mm	105·58·30	005-2551110

LUMINOUS FLUX value calculated for CRI ≥ 90, colour white, reflector flood, flush mounting

back



Quickinfo

2700 K, 3000 K, 4000 K, CWD, TW
CRI ≥ 90, 3 SDCM
up to 104 lm/W
L80 @ 50 000 h
non DIM, DALI-2

Types

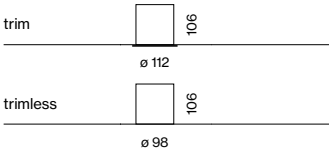

Colours

Light distributions

SASSO PRO 100 flush / offset

recessed

EN Round recessed spotlight in die-cast aluminium; installation without tools in mounting set with ball catch system; surface powder coated; installation possible in different housings; light inset rotatable and tiltable; optionally with recessed lighting level; optical attachments as accessories; high-quality reflector with spherical facet effect design, precise radiation characteristics with different beam angles; installed and exchanged without tools; COB (Chip on Board) technology for maximum efficiency; no multiple shadows; efficient LEDs with very good colour rendering

FR Spot rond encastrable en fonte d'aluminium injectée ; montage sans outil en kit de montage par système à déclic à bille ; surface thermolaquée ; encastrement possible dans différents boîtiers ; module d'éclairage rotatif et orientable ; en option avec niveau d'éclairage décalé vers l'arrière ; eléments optiques comme accessoires ; réflecteur de haute qualité avec une optique sphérique à facettes, caractéristiques de rayonnement précises avec divers angles de diffusion ; Installation resp. remplacement sans outil ; Technologie COB (Chip on Board) pour efficacité maximale ; pas de formation d'ombres multiples ; LED économes en énergie à restitution de couleur élevée

DiiA® standards
251, 252, 253

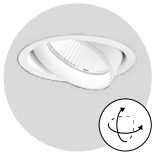

rotatable 360°
tiltable 35°

CWD
2000 – 3000 K

TW 1800 – 3000 K &
2700 – 6500 K

Order options

COLOUR TEMPERATURE

2700 K	4
3000 K	5
4000 K	6
CWD 2000–3000 K	
TW 1800–3000 K	
TW 2700–6500 K	

CONTROL

non DIM	1
DALI-2	3

MATERIAL COLOUR

○ traffic white RAL 9016	7
● jet black RAL 9005	8

REFLECTOR

spot 18° (not for HO version)	S
medium 24°	M
flood 36°	F
wide flood 55° (not for HO vers.)	W

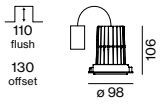

SASSO PRO 100

360° 35° | CRI ≥90 | DALI 1 ADDR. | 220-240V | CB | X-PERT | X-PERT

SPOTLIGHT ADJUSTABLE

SYSTEM POWER	COLOUR TEMP.	LUMINOUS FLUX	ORDER CODE
14.5 W	2700 K	1350 lm	048-2410
	3000 K	1420 lm	
	4000 K	1490 lm	
26.5 W	2700 K	2160 lm	048-2412
	3000 K	2260 lm	
	4000 K	2380 lm	
27 W HO	2700 K	2580 lm	048-2413
	3000 K	2810 lm	
	4000 K	2840 lm	

SYSTEM POWER	LUMINOUS FLUX	ORDER CODE
14.7 W CWD 2000–3000 K	1030 lm	048-2411E3F
28.2 W TW 1800–3000 K	2020 lm	048-2412L3F
28.2 W TW 2700–6500 K	2170 lm	048-2412D3F

Mounting accessories

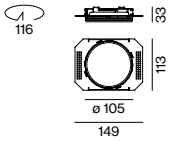

TRIMLESS MOUNTING SET

for installation in plasterboard ceilings 12.5/15/25 mm

TYPE	ORDER CODE
flush	052-1921447
offset 17 mm	052-1931447

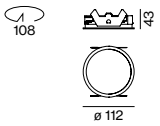

ROUND MOUNTING SET WITH TRIM

for intermediate ceilings 5–25 mm

TYPE	ORDER CODE
flush	052-1922447
offset 17 mm	052-1932447

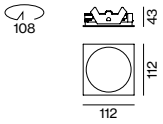

SQUARE MOUNTING SET WITH TRIM

for intermediate ceilings 5–25 mm

TYPE	ORDER CODE
flush	052-1942417
offset 17 mm	052-1952417

CONCRETE MOUNTING HOUSING

for <15 W version

TYPE	L·W·H (mm)	ORDER CODE
exposed concrete ceilings*	229·227·160	052-1913410
primed concrete ceilings**	ø240·400·130	052-1914420

*only for flush mounting **order mounting set separately

Optical accessories

TYPE	ORDER CODE
honeycomb louver	048-2191317
linear prismatic lens	048-2192317
snoot	048-2191117
snoot with honeycomb louver	048-2191217

use only 1 optical accessory

Electrical accessories

THROUGH WIRING CONNECTION BOX

TYPE	L·W·H (mm)	ORDER CODE
non DIM cable ø4–12 mm	105·58·30	005-2531110
DALI cable ø4–12 mm	105·58·30	005-2551110

LUMINOUS FLUX value calculated for CRI ≥ 90, colour white, reflector flood, flush mounting

Oberpollinger | The KaDeWe Group
Munich, DE – by Licht Kunst Licht AG
including lighting design

JIMMY CHOO

Oberpollinger | The KaDeWe Group
Munich, DE – by Licht Kunst Licht AG
including lighting design

o rossi

Presence as desired

MOVE IN

EN This luminaire's trump card is mobility. MOVE IN's appearance can be easily adapted without tools at any time because the spots are height-adjustable. New and exciting ceiling pictures are created by combining round or square with flush or protruding spots. The spots are optimally glare-free thanks to the recessed light point plane. MOVE IN flex's spotlight head can be rotated 360° and swivelled 90°. All spots are characterised by an excellent colour rendering value (CRI ≥ 90) and high-quality reflector. The light colours 2700 K and 3000 K create an atmospheric lighting effect.

FR La mobilité est l'atout majeur de ce luminaire. Avec MOVE IN, l'aspect visuel peut être adapté à tout moment, car les spots sont réglables en hauteur en continu - facilement et sans outil. La combinaison de spots ronds et rectangulaires, au ras du plafond ou saillants, permet d'obtenir des présentations de plafond toujours nouvelles et intéressantes. Le niveau de point lumineux étant en retrait, les spots ont un effet antiéblouissant optimal. La tête du spot MOVE IN flex est pivotante à 355° et inclinable à 90°, de plus, tous les spots se distinguent par une excellente valeur de rendu des couleurs (CRI ≥ 90) et et réflecteur de haute qualité. La température de couleur de 3000 K peut être complétée en option par un Colour Warm Dimming pour un effet d'éclairage d'ambiance.

Types

round 32 | round 45 | square 45

Mounting



trimless recessed | with trim recessed

Light distributions

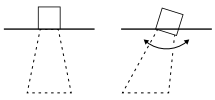

downlight | spotlight

Variety

EN MOVE IN not only provides light, but also designs the ceiling. Round, angular, flush-mounted, and surface-mounted spots can be combined individually and always form new, exciting ceiling arrangements.

FR MOVE IN ne se contente pas de donner de la lumière, il aménage le plafond. Les spots ronds, carrés, à ras du plafond et en saillie peuvent être combinés individuellement et forment toujours de nouvelles images captivantes au plafond.



Glare control & colour rendering

EN Thanks to the recessed light spot level, MOVE IN spots provide optimum glare control. As the high-quality reflector optics have very good colour rendering values (CRI ≥ 90), objects are rendered almost true to colour.

FR Grâce au plan de points lumineux décalé vers l'arrière, les spots MOVE IN sont parfaitement protégés contre l'éblouissement. Comme l'optique à à réflecteur de haute qualité dispose de très bonnes valeurs de rendu des couleurs (CRI ≥ 90), les objets sont reproduits dans des couleurs presque fidèles.

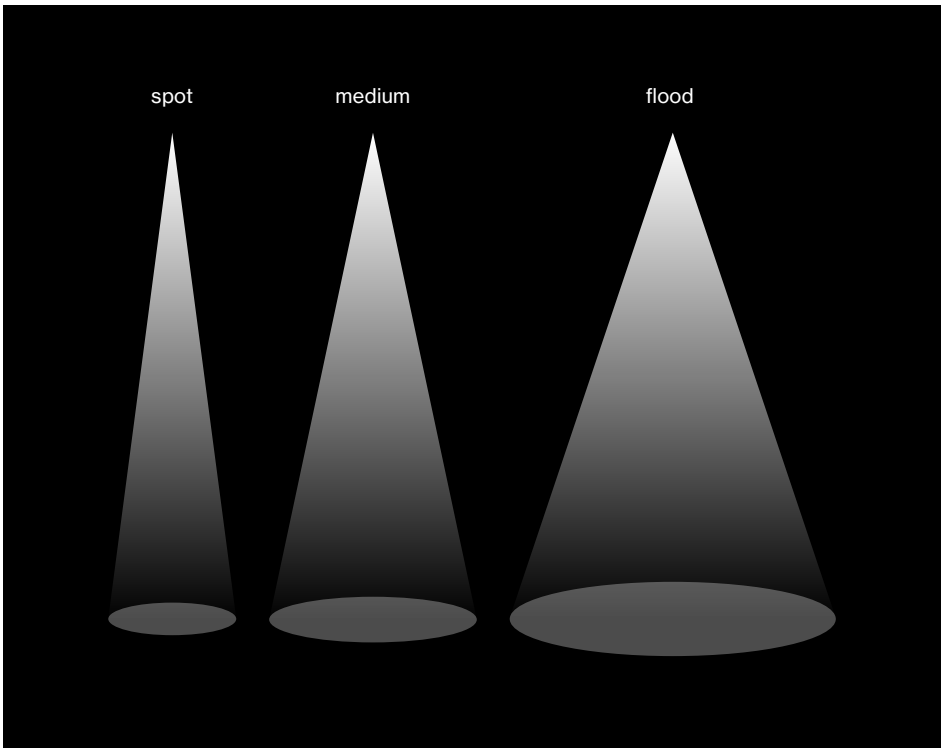

Light distribution

EN Thanks to different beam angles, MOVE IN is suitable for different areas of application: from narrow-beam spot for precise and targeted lighting, to medium and flood for accentuated basic brightness.

FR Grâce à ses différents angles de diffusion, MOVE IN convient à différents domaines d'application : du spot à diffusion étroite pour un éclairage précis et ciblé, au moyen et au flood pour une luminosité de base accentuée.



Ball catch system

EN Mounting and replacing MOVE IN spots is very easy. The spots are fixed in the system by a ball catch system. This in turn can be installed in three different positions – for flexible adaptation of the lighting to changing requirements and conditions.

FR Le montage et le remplacement des spots MOVE IN sont très simples. Les spots sont fixés dans le système par un système d'encliquetage à billes. Celui-ci peut être installé dans trois positions différentes. Pour une adaptation flexible de l'éclairage aux exigences et conditions changeantes.

Precise light adjustment

EN MOVE IN flex offers the greatest possible flexibility. The spotlight can not only be rotated 360°, but also swivelled 90°. This allows the light to be directed exactly where it is needed.

FR MOVE IN flex offre la plus grande flexibilité possible. Le projecteur peut non seulement être tourné à 360°, mais aussi incliné à 90°. Cela permet de diriger la lumière exactement là où elle est nécessaire.



back

Quickinfo

2700 K, 3000 K
CRI ≥ 90, 3 SDCM
MOVE IN 32 up to 86 lm / W
MOVE IN 45 up to 95 lm / W
L80 @ 50 000 h
non DIM, DALI-2

Types

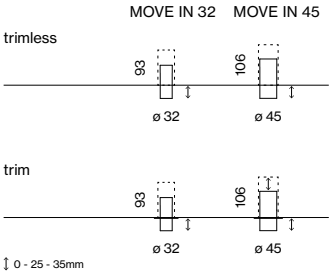

Inset colours

Housing colours

Light distributions

spot med. flood

MOVE IN round

recessed

EN Round spotlight element in aluminium, available in 2 sizes; powder coated; installation without tools in mounting set (trimless or with trim) with ball catch system; special mounting tool for easy installation of the trimless housing available as an accessory; spotlight element height adjustable without tools: flush with the ceiling, or extended 25 mm or 35 mm; COB (Chip on Board) technology for maximum efficiency; no multiple shadows; energy-efficient LEDs with very good colour rendering; high-quality, aluminium, vapour deposition coated reflector with faceted design; precise radiation characteristic; good glare reduction due to recessed light point plane; optical attachments as accessories

FR Elément de spot rond en aluminium, disponible dans 2 tailles ; thermolaquée ; montage sans outil en kit de montage (sans bord ou avec bord continu) par système à déclic à bille ; outil de montage spécial pour faciliter la mise en place du boîtier sans rebord proposé comme accessoire ; elément de spot réglable en hauteur sans outil : affleurant avec le plafond, dépassant de 25 mm ou 35 mm ; Technologie COB (Chip on Board) pour efficacité maximale ; pas de formation d'ombres multiples ; LED économes en énergie à restitution de couleur élevée ; réflecteur de grande qualité, métallisée à l'aluminium avec optique facette ; caractéristique de rayonnement précise ; bon anti-éblouissement grâce aux points lumineux en retrait ; eléments optiques comme accessoires



tool-free height adjustment

trimless installation in plasterboard

Order options

COLOUR TEMPERATURE

2700 K	4
3000 K	5

INSET COLOUR

○ traffic white RAL 9016	7
● jet black RAL 9005	8

HOUSING COLOUR

○ traffic white RAL 9016	7
● silver-grey	G
● jet black RAL 9005	8

BEAM ANGLE MOVE IN 32 / 45

spot 18° / 14°	S
medium 23° / 24°	M
flood 37° / 39°	F

Options on request

MOUNTING HOUSING

special colours

POWER SUPPLY

DIM 1–10V

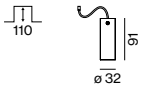

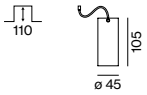

MOVE IN 32 round

CRI ≥90 · DALI 1 ADDR. · 250 mA · X-PERT

SPOTLIGHT incl. connection cable 600 mm

INSET POWER	LUMINOUS FLUX	ORDER CODE
8.8 W 36 Vf 250 mA	755 lm	063-8111 :: 1 ◪ ▲

MOVE IN 45 round

CRI ≥90 · DALI 1 ADDR. · 400 mA · X-PERT

SPOTLIGHT incl. connection cable 600 mm

INSET POWER	LUMINOUS FLUX	ORDER CODE
12.8 W 37 Vf 350 mA	spot 1010 lm	063-8121 :: 1 ◪ S
13.5 W 36 Vf 400 mA	1280 lm	063-8121 :: 1 ◪ ▲

Mounting accessories

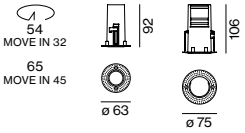

MOUNTING HOUSING TRIMLESS
for installation in plasterboard ceilings 9–25 mm

TYPE	Ø·H (mm)	ORDER CODE
MOVE IN 32	63·93	063-8811117
MOVE IN 45	75·106	063-8812117

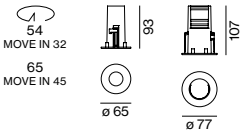

MOUNTING HOUSING WITH TRIM
for installation in ceilings from 2–25 mm

TYPE	Ø·H (mm)	ORDER CODE
MOVE IN 32	65·93	063-8821111 ■
MOVE IN 45	77·107	063-8822111 ■

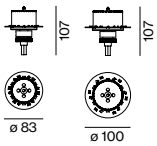

SPECIAL MOUNTING TOOL

TYPE	Ø·H (mm)	ORDER CODE
MOVE IN 32	83·9	063-8911110
MOVE IN 45	100·9	063-8912110

necessary to install mounting housing trimless

Electrical accessories

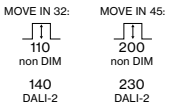

POWER SUPPLY 220–240 V AC, 50-60 Hz, ⧈ PC II

TYPE	EFFICIENCY	L·W·H (mm)	ORDER CODE
250 mA | non DIM	η 80 %	65·39·20	002-90742
250 mA | DALI-2	η 82 %	147·33·23	002-90743
350 mA | non DIM	η 85 %	180·30·21	002-90722
350 mA | DALI-2	η 83 %	210·30·21	002-90723
400 mA | non DIM	η 88 %	180·30·21	002-90724
400 mA | DALI-2	η 84 %	210·30·21	002-90725

MOVE IN 32 trimless revision opening required

DIN RAIL COMPONENTS

TYPE	W·H·D (mm)	ORDER CODE
POWER SUPPLY 220-240 V AC 96 W | 48V DC constant voltage	90·90·60	005-6520210
LED DRIVER DALI-2 DT6 1–2 addr. 200–1050 mA settable const. current 2×42W | 48V DC | U_{OUT} 10–40 V	36·88·59	005-6121030

for more details and components see page Seite 981

Optical accessories

HONEYCOMB LOUVER

TYPE	Ø·H (mm)	ORDER CODE
MOVE IN 32	30·3	007-1965168
MOVE IN 45	42·3	007-1965188

INSET POWER is the current consumption excluding any ballast
LUMINOUS FLUX value calculated for 3000 K, CRI ≥ 90, colour white, reflector flood 2700 K -6%

back



Quickinfo

2700 K, 3000 K
CRI ≥ 90, 3 SDCM
MOVE IN 32 up to 86 lm / W
MOVE IN 45 up to 95 lm / W
L80 @ 50 000 h
non DIM, DALI-2

Types

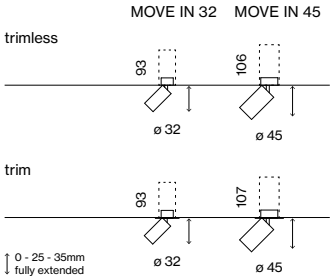

Inset colours

Housing colours

Light distributions

spot med. flood

MOVE IN flex

recessed

EN Round spotlight element in aluminium, available in 2 sizes; powder coated; installation without tools in mounting set (trimless or with trim) with ball catch system; special mounting tool for easy installation of the trimless housing available as an accessory; spotlight element height adjustable without tools: flush with the ceiling, or extended 25 mm or 35 mm; spotlight head rotates 360° and tilts 90°; COB (Chip on Board) technology for maximum efficiency; no multiple shadows; energy-efficient LEDs with very good colour rendering; high-quality, aluminium, vapour deposition coated reflector with faceted design; precise radiation characteristic; good glare reduction due to recessed light point plane; optical attachments as accessories

FR Elément de spot rond en aluminium, disponible dans 2 tailles ; thermolaquée ; montage sans outil en kit de montage (sans bord ou avec bord continu) par système à déclic à bille ; outil de montage spécial pour faciliter la mise en place du boîtier sans rebord proposé comme accessoire ; elément de spot réglable en hauteur sans outil : affleurant avec le plafond, dépassant de 25 mm ou 35 mm ; tête de spot pivotant à 360° et orientable à 90° ; Technologie COB (Chip on Board) pour efficacité maximale ; pas de formation d'ombres multiples ; LED économes en énergie à restitution de couleur élevée ; réflecteur de grande qualité, métallisée à l'aluminium avec optique facette ; caractéristique de rayonnement précise ; bon anti-éblouissement grâce aux points lumineux en retrait ; eléments optiques comme accessoires

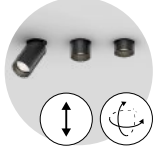

tool-free height adjustment, rotatable & tiltable

trimless installation in plasterboard

Order options

COLOUR TEMPERATURE

2700 K	4
3000 K	5

INSET COLOUR

○ traffic white RAL 9016	7
● jet black RAL 9005	8

HOUSING COLOUR

○ traffic white RAL 9016	7
● silver-grey	G
● jet black RAL 9005	8

BEAM ANGLE MOVE IN 32 / 45

spot 18° / 14°	S
medium 23° / 24°	M
flood 37° / 39°	F

Options on request

MOUNTING HOUSING

special colours

POWER SUPPLY

DIM 1–10V

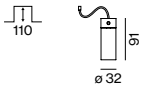

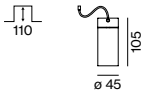

MOVE IN 32 flex

360° 90° | CRI ≥90 | DALI 1 ADDR. | 250 mA | X-PERT

SPOTLIGHT incl. connection cable 600 mm

INSET POWER	LUMINOUS FLUX	ORDER CODE
8.8 W 36 Vf 250 mA	755 lm	063-8211 :: 1 ◪ ▲

MOVE IN 45 flex

360° 90° | CRI ≥90 | DALI 1 ADDR. | 400 mA | X-PERT

SPOTLIGHT incl. connection cable 600 mm

INSET POWER	LUMINOUS FLUX	ORDER CODE
12.8 W 37 Vf 350 mA	spot 1010 lm	063-8221 :: 1 ◪ S
13.5 W 36 Vf 400 mA	1280 lm	063-8221 :: 1 ◪ ▲

Mounting accessories

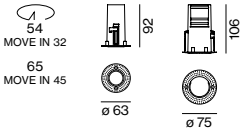

MOUNTING HOUSING TRIMLESS
for installation in plasterboard ceilings 9–25 mm

TYPE	Ø·H (mm)	ORDER CODE
MOVE IN 32	63·93	063-8811117
MOVE IN 45	75·106	063-8812117

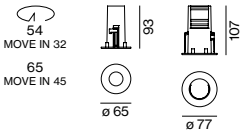

MOUNTING HOUSING WITH TRIM
for installation in ceilings from 2–25 mm

TYPE	Ø·H (mm)	ORDER CODE
MOVE IN 32	65·93	063-8821111 ■
MOVE IN 45	77·107	063-8822111 ■

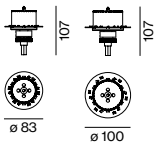

SPECIAL MOUNTING TOOL

TYPE	Ø·H (mm)	ORDER CODE
MOVE IN 32	83·9	063-8911110
MOVE IN 45	100·9	063-8912110

necessary to install mounting housing trimless

Electrical accessories

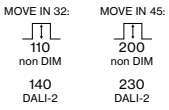

POWER SUPPLY 220–240 V AC, 50-60 Hz, ⧈ PC II

TYPE	EFFICIENCY	L·W·H (mm)	ORDER CODE
250 mA | non DIM	η 80 %	65·39·20	002-90742
250 mA | DALI-2	η 82 %	147·33·23	002-90743
350 mA | non DIM	η 85 %	180·30·21	002-90722
350 mA | DALI-2	η 83 %	210·30·21	002-90723
400 mA | non DIM	η 88 %	180·30·21	002-90724
400 mA | DALI-2	η 84 %	210·30·21	002-90725

MOVE IN 32 trimless revision opening required

DIN RAIL COMPONENTS

TYPE	W·H·D (mm)	ORDER CODE
POWER SUPPLY 220-240 V AC 96 W | 48V DC constant voltage	90·90·60	005-6520210
LED DRIVER DALI-2 DT6 1–2 addr. 200–1050 mA settable const. current 2×42W | 48V DC | U_{OUT} 10–40 V	36·88·59	005-6121030

for more details and components see page Seite 981

Optical accessories

HONEYCOMB LOUVER

TYPE	Ø·H (mm)	ORDER CODE
MOVE IN flex 32	30·3	007-1965168
MOVE IN flex 45	42·3	007-1965188

INSET POWER is the current consumption excluding any ballast
LUMINOUS FLUX value calculated for 3000 K, CRI ≥ 90, colour white, reflector flood 2700 K -6 %

Hargassner Energy World Linz, AT –
by architekten berger.hofmann og & tech3
Projektentwicklung GmbH with lighting design
by AREA C.I.DESIGN GmbH

back

Quickinfo

2700 K, 3000 K
CRI ≥ 90, 3 SDCM
up to 95 lm / W
L80 @ 50 000 h
non DIM, DALI-2

Types

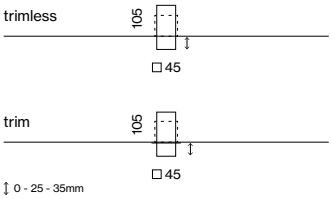

Inset colours

Housing colours

Light distributions

MOVE IN 45 square

recessed

EN Square spotlight element in aluminium; powder coated; installation without tools in mounting set (trimless or with trim) with ball catch system; special mounting tool for easy installation of the trimless housing available as an accessory; spotlight element height adjustable without tools: flush with the ceiling, or extended 25 mm or 35 mm; COB (Chip on Board) technology for maximum efficiency; no multiple shadows; energy-efficient LEDs with very good colour rendering; high-quality, aluminium, vapour deposition coated reflector with faceted design; precise radiation characteristic; good glare reduction due to recessed light point plane; optical attachments as accessories

FR Elément de spot carré en aluminium ; thermolaquée ; montage sans outil en kit de montage (sans bord ou avec bord continu) par système à déclic à bille ; outil de montage spécial pour faciliter la mise en place du boîtier sans rebord proposé comme accessoire ; elément de spot réglable en hauteur sans outil : affleurant avec le plafond, dépassant de 25 mm ou 35 mm ; Technologie COB (Chip on Board) pour efficacité maximale ; pas de formation d'ombres multiples ; LED économes en énergie à restitution de couleur élevée ; réflecteur de grande qualité, métallisée à l'aluminium avec optique facette ; caractéristique de rayonnement précise ; bon anti-éblouissement grâce aux points lumineux en retrait ; eléments optiques comme accessoires



tool-free height adjustment

trimless installation in plasterboard

Order options

COLOUR TEMPERATURE

2700 K	4
3000 K	5

INSET COLOUR

○ traffic white RAL 9016	7
● jet black RAL 9005	8

HOUSING COLOUR

○ traffic white RAL 9016	7
○ silver-grey	G
● jet black RAL 9005	8

BEAM ANGLE

spot 14°	S
medium 24°	M
flood 39°	F

Options on request

MOUNTING HOUSING

special colours

POWER SUPPLY

DIM 1–10V

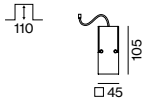

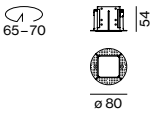

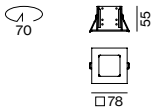

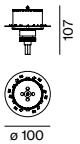

MOVE IN 45 square

SPOTLIGHT incl. connection cable 600 mm

INSET POWER	LUMINOUS FLUX	ORDER CODE
12.8 W 37 Vf 350 mA	spot 1010 lm	063-84211 S
13.5 W 36 Vf 400 mA	1280 lm	063-84211 ▲

Mounting accessories

MOUNTING HOUSING TRIMLESS
for installation in plasterboard ceilings 9–25 mm

TYPE	Ø·H (mm)	ORDER CODE
MOVE IN 45	80·54	063-8832117

MOUNTING HOUSING WITH TRIM
for installation in ceilings from 2–25 mm

TYPE	L·W·H (mm)	ORDER CODE
MOVE IN 45	78·78·55	063-884211 ■

SPECIAL MOUNTING TOOL

TYPE	Ø·H (mm)	ORDER CODE
MOVE IN 45	100·9	063-8912110

necessary to install mounting housing trimless

Electrical accessories

POWER SUPPLY 220–240 V AC, 50-60 Hz, ⧈ PC II

TYPE	EFFICIENCY	L·W·H (mm)	ORDER CODE
350 mA | non DIM	η 85 %	180·30·21	002-90722
350 mA | DALI-2	η 83 %	210·30·21	002-90723
400 mA | non DIM	η 88 %	180·30·21	002-90724
400 mA | DALI-2	η 84 %	210·30·21	002-90725

DIN RAIL COMPONENTS

TYPE	W·H·D (mm)	ORDER CODE
POWER SUPPLY 220-240 V AC 96 W | 48V DC constant voltage	90·90·60	005-6520210
LED DRIVER DALI-2 DT6 1–2 addr. 200–1050 mA settable const. current 2×42W | 48V DC | U_{OUT} 10–40 V	36·88·59	005-6121030

for more details and components see page Seite 981

Optical accessories

HONEYCOMB LOUVER

TYPE	Ø·H (mm)	ORDER CODE
MOVE IN 45	42·3	007-1965188

INSET POWER is the current consumption excluding any ballast
LUMINOUS FLUX value calculated for 3000 K, CRI ≥ 90, colour white, reflector flood 2700 K -6 %

Lampenwelt GmbH Schlitz, DE –
lighting design by Lampenwelt GmbH



Add a little twist



TWIST

EN A round recessed spotlight, ideal for retail. TWIST can be completely recessed into the ceiling or swivelled out and aligned, either bringing it to the fore or making it take a step back. Thanks to its 360° rotation and 45° tilt, it is highly flexible and adapts to evolving conditions in shops. The high-quality reflector produces precise beam characteristics with three different beam angles. TWIST is simply mounted without tools using a ball catch system. Excellent colour rendering value (CRI ≥ 90) at 2700 K, 3000 K, or 4000 K ensures outstanding product presentation.

FR Un projecteur encastré rond, idéal pour la vente au détail. TWIST se rend visible ou s'efface discrètement : ce spot peut être placé comme on le souhaite, soit complètement inséré dans le plafond, soit pivoté vers l'extérieur et basculé. Avec une rotation de 360° et un basculement de 45°, il est extrêmement flexible et s'adapte aux aménagements changeants des boutiques. Une caractéristique de rayonnement précise avec trois angles de rayonnement est possible grâce au réflecteur de grande qualité. Grâce à une fixation par système d'attrape-balles, TWIST est facile à installer sans outil. Un très bon indice de rendu des couleurs (CRI ≥ 90) d'environ 2700 K, 3000 K ou 4000 K permet d'obtenir une excellente présentation des produits.

Types

100
1 lamp

100
2 lamps

Mountings

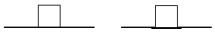

trimless
recessed

with trim
recessed

Light distribution

spotlight

back



TWIST 100

recessed

EN Round recessed spotlight in die-cast aluminium; powder coated; installation without tools in mounting set (trimless or with trim) with ball catch system; 360° rotatable and 45° tiltable outward; COB (Chip on Board) technology for maximum efficiency; no multiple shadows; energy-efficient LEDs with very good colour rendering; high quality reflector with spherical facet finish; precise radiation characteristic; optical attachments as accessories; optical attachments can be combined

FR Spot rond encastrable en fonte d'aluminium injectée ; thermolaquée ; montage sans outil en kit de montage (sans bord ou avec bord continu) par système à déclic à bille ; rotatif à 360° et pivotant à 45° ; Technologie COB (Chip on Board) pour efficacité maximale ; pas de formation d'ombres multiples ; LED économes en énergie à restitution de couleur élevée ; réflecteur de grande qualité avec optique facette sphérique ; caractéristique de rayonnement précise ; eléments optiques comme accessoires ; les accessoires optiques peuvent être combinés entre eux

Quickinfo

3000 K, 4000 K
CRI ≥ 90, 3 SDCM
up to 96 lm/W
L80 @ 50 000 h
non DIM, DALI-2

Types

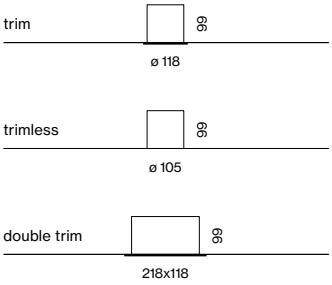

Colours

Light distributions

2 lamps
mounting set

combine 2 optical accessories

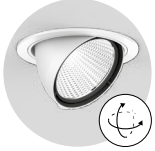

360° rotatable, 45° tiltable

Order options

COLOUR TEMPERATURE

3000 K	5
4000 K	6

CONTROL

non DIM	
DALI-2	

INSET COLOUR

○ traffic white RAL 9016 (UGR ≤ 22)	7
● jet black RAL 9005 (UGR ≤ 16)	8

BEAM ANGLE

spot 17°	S
medium 28°	M
flood 38°	F

Options on request

COLOUR TEMPERATURE

2700 K

INSET COLOUR

● grey aluminium RAL 9007

MOUNTING SET COLOUR

● grey aluminium RAL 9007

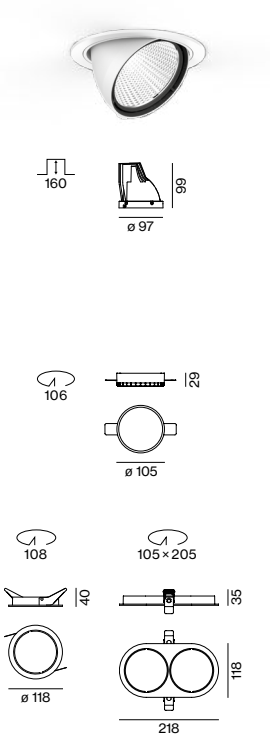

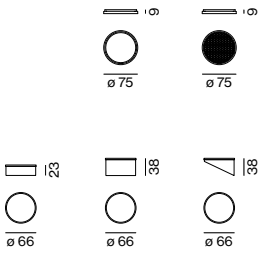

TWIST 100 recessed

360° 45° | CRI ≥ 90 | DALI 1 ADDR. | 950 mA | X-PERT | X-PERT

SPOTLIGHT ADJUSTABLE

INSET POWER	LUMINOUS FLUX	ORDER CODE
34 W	3250 lm	048-1120 :: 1 ◪ ▲

Mounting accessories

TRIMLESS MOUNTING SET
for installation in plasterboard ceilings 12.5/15/25 mm

COLOUR	ORDER CODE
○ traffic white RAL 9016	048-2796117

MOUNTING SET WITH TRIM for intermediate ceilings 2–25 mm

TYPE	COLOUR	ORDER CODE
1 lamp	○ traffic white RAL9016	048-2796317
	● jet black RAL 9005	048-2796318
2 lamps*	○ traffic white RAL9016	048-2798317
	● jet black RAL 9005	048-2798318

*do not use in combination with optical acccessories

Electrical accessories

POWER SUPPLY 220-240 V AC, 50-60 Hz, ⧈ PC II

TYPE	EFFICIENCY	L·W·H (mm)	ORDER CODE
950 mA | non DIM	η 89 %	136·43·30	002-90781
950 mA | DALI-2	η 85 %	143·43·30	002-90782

THROUGH WIRING CONNECTION BOX

TYPE	L·W·H (mm)	ORDER CODE
non DIM cable ø 4–12 mm	105·58·30	005-2531110
DALI cable ø 4–12 mm	105·58·30	005-2551110

Optical accessories

LENS AND HONEYCOMB LOUVER

TYPE	Ø·H (mm)	ORDER CODE
linear prismatic lens	75·9	080-6402110P
honeycomb louver	75·9	080-6401118

SNOOT

TYPE	Ø·H (mm)	ORDER CODE
short	66·23	080-6403118
medium	66·38	080-6403218
angle	66·38	080-6403318



use only one optical accessory

INSET POWER is the current consumption excluding any ballast
LUMINOUS FLUX value calculated for 4000 K, CRI ≥ 90, colour white, reflector medium 3000 K -7 %

CLARINS
SHISEIDO
GUERLAIN
ESTÉE LAUDER

Kastner & Öhler, Kaufhaus Tyrol Innsbruck, AT –
by DIOMA AG / WHIR3 / K&Ö Bauabteilung with
lighting design by VEDDER.LICHTMANAGEMENT

Always and anywhere

SPADO

EN One design, two strengths. SPADO's version with a symmetrical beam is used as a downlight. The version with an asymmetrical beam shines as a wallwasher. The recessed light plane creates a discreet overall impression. It makes the chrome-polished reflector, despite its intense illumination and good colour rendering (CRI ≥ 80), outstandingly glare-free and screen-friendly. SPADO spotlights are simply mounted without tools and are also suitable for wet rooms with its IP 44 protection class. For the light colours, you can choose between 2700 K, 3000 K or 4000 K.

FR Un design, deux intensités. Avec un rayonnement symétrique, SPADO est utilisé comme downlight, alors que la version avec un rayonnement asymétrique brille comme wallwasher. Le niveau d'éclairage en retrait permet d'obtenir une impression générale subtile, de sorte que le spot chromé et poli exerce un excellent effet anti éblouissant malgré un éclairage intense et un bon rendu des couleurs (CRI ≥ 80) ; il est ainsi également adapté au travail sur écran. Les spots SPADO sont faciles à installer sans outil et conformes à l'indice de protection IP 44, de sorte qu'ils sont adaptés pour les pièces humides. Température de couleurs, vous avez le choix entre 2700 K, 3000 K ou 4000 K.

Types

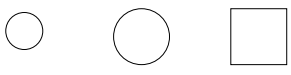

round 100 | round 150 | square 150

Mounting

trim recessed

Light distributions

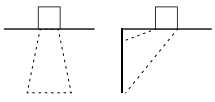

downlight | asymmetric

back

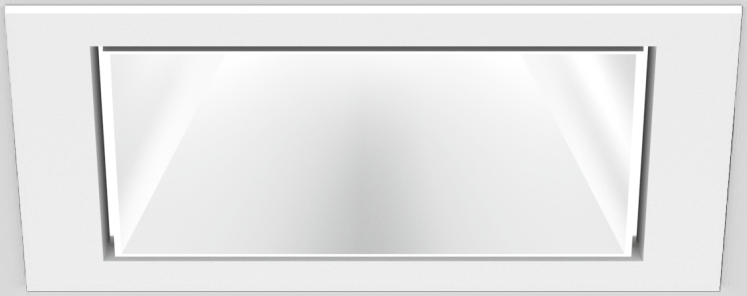

Quickinfo

3000 K, 4000 K
CRI ≥ 80, 3 SDCM
up to 118 lm/W
L90 @ 50 000 h
non DIM, DALI-2
↧ IP 44 / ↥ IP 20

Types

SPADO 100

SPADO 150 asymmetric

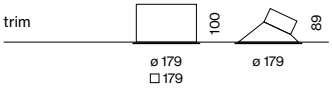

Colours

Light distributions

SPADO 100 / 150

recessed

EN Round or square luminaire housing in die-cast aluminium; with trim; suitable for ceiling thickness of 2-25 mm; surface powder coated; installation without tools using snap spring closure; reflector made of polycarbonate, polished chrome; choice of symmetric or asymmetric (only SPADO 150 round trim) radiation characteristic; lighting level recessed; energy-efficient LEDs with very good colour rendering; external converter for ceiling insertion, for through-wiring suitable; operating device suitable for use with a central battery system

FR Corps de luminaire rond ou carré en aluminium moulé ; avec bord continu ; convient aux épaisseurs de plafond de 2-25 mm ; surface thermolaquée ; montage sans outil avec fermeture par ressort à déclic ; réflecteur en polycarbonate, chromé brillant ; au choix avec caractéristiques de rayonnement symétriques ou asymétriques (uniquement SPADO 150 round trim) ; niveau de luminaire en retrait ; LED économes en énergie à restitution de couleur élevée ; convertisseur externe pour fente plafond, câblage continu adapté ; ballast approprié pour le fonctionnement sur un système de batterie centrale

DiiA® standards
251, 252, 253

glare control
(UGR ≤ 19)

splash water
protection (IP 44)

Order options

COLOUR TEMPERATURE

3000 K	5
4000 K	6

CONTROL

non DIM	1
DALI-2	3

MATERIAL COLOUR

○ traffic white RAL 9016	7
● jet black RAL 9005	8

Options on request

COLOUR TEMPERATURE

2700 K

MOUNTING SET

acoustic soft ceilings

only for SPADO 100 round trim

Light distribution

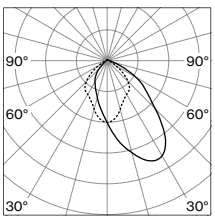

SPADO 150 asymmetric

LUMINOUS FLUX value calculated for 4000 K, colour white, reflector chrome 3000 K -5 %

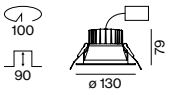

SPADO 100 round trim

UGR ≤ 19 · 1 ADDR. · 220-240 V · IP20 / IP44 · X-PERT · X-PERT

DOWNLIGHT (↧ IP 44 / ↥ IP 20)

SYSTEM POWER	LUMINOUS FLUX	ORDER CODE
9.3 W	990 lm	049-3111 :: ◪ O

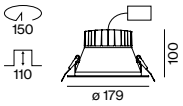

SPADO 150 round trim

UGR ≤ 19 · 1 ADDR. · 220-240 V · IP20 / IP44 · X-PERT · X-PERT

DOWNLIGHT (↧ IP 44 / ↥ IP 20)

SYSTEM POWER	LUMINOUS FLUX	ORDER CODE
16.4 W UGR ≤ 19	2350 lm	049-3121 :: ◪ O
27.5 W	3130 lm	049-3123 :: ◪ O

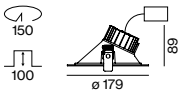

SPADO 150 round trim

1 ADDR. · 220-240 V · IP20 / IP44 · X-PERT · X-PERT

WALLWASHER ASYMMETRIC (↧ IP 44 / ↥ IP 20)

SYSTEM POWER	LUMINOUS FLUX	ORDER CODE
10.7 W	944 lm	049-3122 :: ◪ A

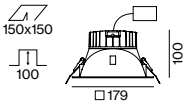

SPADO 150 square trim

UGR ≤ 19 · 1 ADDR. · 220-240 V · IP20 / IP44 · X-PERT · X-PERT

DOWNLIGHT (↧ IP 44 / ↥ IP 20)

SYSTEM POWER	LUMINOUS FLUX	ORDER CODE
16.4 W UGR ≤ 19	2380 lm	049-3151 :: 7 O
27.5 W	3170 lm	049-3152 :: 7 O

Mounting accessories

EXPOSED CONCRETE CEILINGS

TYPE	L·W·H (mm)	ORDER CODE
SPADO 150 round	295·295·160	049-3191210
SPADO 150 square	400·260·160	049-3192210

PRIMED CONCRETE CEILINGS

TYPE	Ø·H (mm)	ORDER CODE
SPADO 150 round / square	307·170	049-3191410

moovel group
Stuttgart, DE –
by FURCH GESTALTUNG +
PRODUKTION GMBH

Sparkasse
Rüsselsheim, DE –
by Zaeske und Partner
Architekten BDA

Auszahlung
Einzahlung
Kontoauszüge
Münzrollen
Auszahlung
Einzahlung

High-precision shelf lighting



SQUADRO

EN SQUADRO is a track-mounted and recessed spotlight for the retail sector that bundles six essential retail requirements in one luminaire. Free-form reflectors with faceted optics make a polished presentation of goods possible. These reflectors direct the light precisely into shelves or aisle zones. Directed light creates a modelling effect on the products and delivers attractive staging. Swivelling light modules illuminate specific shelf levels or billboards while providing plenty of basic lighting. SQUADRO spotlights are completely glare-free, both transversely and longitudinally. They are highly efficient in their energy balance with an efficiency of over 90 %.

FR SQUADRO est un luminaire encastrable ou pour un rail 220 V triphasé, conçu spécialement pour le secteur du détail qui réunit six grandes exigences en un seul appareil. Une optique unique à facettes permet une brillance des produits exposés. Ces réflecteurs dirigeront avec une grande précision le flux lumineux sur les rayonnages ainsi que les zones de passages. Les modules orientables éclairent de manière ciblée certains niveaux d'étagères ou des panneaux d'affichage, tout en assurant un éclairage ambiant suffisant. Les SQUADRO sont non éblouissants sur les 2 axes, transversale et longitudinale. Ils sont de très haute efficacité et présentent dans leur bilan énergétique un rendement supérieur à 90 %.

Types

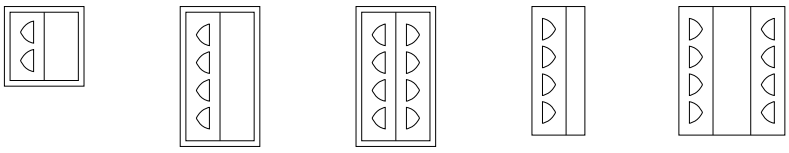

single-sided 1×2 | single-sided 1×4 | double-sided 2×4 | single-sided 1×4 | double-sided 2×4

Mountings

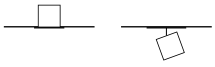

recessed | track

Light distributions

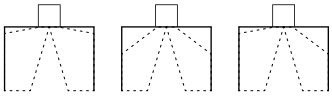

wall floor | shelf floor | wall / shelf floor

6-in-1 Lighting solution

EN SQUADRO combines all the advantages of traditional retail lighting solutions in one luminaire. The spotlights are transversely and longitudinally glare-free and direct the light precisely onto the goods – into the heights and depths of the shelves. This achieves a strong product presentation. Thanks to proper light distribution, no additional light source is required for basic lighting.

FR SQUADRO combine en un seul luminaire tous les avantages des solutions d'éclairage classiques proposées pour le commerce de détail. Ces spots sont non éblouissants transversalement et longitudinalement et dirigent la lumière avec précision sur les produits, jusque très haut et très bas dans les étagères. Cela permet d'obtenir une forte mise en valeur du produit. Grâce à une bonne répartition de la lumière, aucune source de lumière supplémentaire n'est nécessaire pour l'éclairage d'ambiance.

1 EN The highest illuminance is on the upper two presentation levels.

FR L'intensité lumineuse la plus élevée est située sur les deux niveaux supérieurs de présentation.

2 EN Highlights on premium goods create a brilliant staging.

FR Les produits sont mis en scène de manière attrayante et brillante.

3 EN Directed light creates accents on billboards and subjects.

FR La lumière orientée permet d'attirer l'attention sur des panneaux publicitaires et des objets.

4 EN The high depth effect gives food high colour contrasts and attractiveness.

FR Grâce à l'important effet de profondeur, les aliments présentent de forts contrastes de couleurs et des points brillants.

5 EN Due to longitudinal glare control, the lighting system is barely perceptible to the customer in the direction of the aisle.

FR Grâce à l'antiéblouissement longitudinal, le système d'éclairage est à peine perceptible pour le client dans le sens de la marche.

6 EN Transverse glare control additionally prevents glare from any viewing direction.

FR L'antiéblouissement transversal empêche de surcroît l'éblouissement sous tous les angles.

Five versions

EN SQUADRO's five variants with diverse beam characteristics respond to different shop layouts and requirements. Perfect alignment ensures that minimal luminaires radiate as much light as possible onto the merchandise. SQUADRO adapts to the conditions and illuminates selectively and without scatter loss. All goods are thus attractively presented regardless of the size or interior design of the shop.

FR SQUADRO répond aux exigences et aux agencements de boutiques les plus divers avec cinq variantes présentant différentes caractéristiques de rayonnement. Afin que peu de lampes envoient autant de lumière que possible sur les produits, ce qui importe est une orientation parfaite. SQUADRO s'adapte à la conformation du site et éclaire de manière ciblée et sans perte de diffusion. Ainsi, tous les produits, quels que soient la taille ou le design intérieur du magasin, sont mis en scène de manière attrayante.



Wall Floor (single-side)



Shelf Floor (single-side)

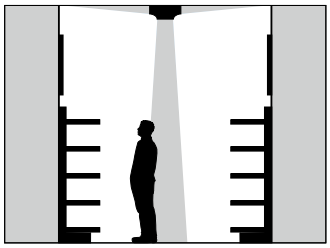

Wall Floor (double-side)

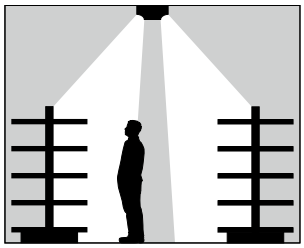

Shelf Floor (double-side)



Shelf / Wall Floor



Unique reflector technology

EN Custom free-form reflectors ensure high-precision light control; each SQUADRO achieves an efficiency of over 90 per cent. The spotlights enjoy optimum glare control through the curved shape and secondary reflector technology.

FR Des réflecteurs spéciaux à facettes assurent un guidage hautement précis de la lumière, et chaque SQUADRO atteint un degré d'efficacité de plus de 90 pour cent. L'anti-éblouissement est obtenu par la forme incurvée et la technologie de réflecteurs secondaires des spots.

Effective lighting

EN Branches of the same chain often differ in their shop architecture. Shelf heights and aisle widths may vary from one location to another. The solution is step-adjustable light modules. The elements can be tilted from -15° to +20°. Each module can be tilted asymmetrically, allowing precise alignment and thus optimum light control.

FR Les filiales d'une même chaîne se différencient souvent par l'architecture du magasin. Les hauteurs des étagères et la largeur des allées peuvent varier selon les sites. La solution : des modules d'éclairage réglables graduellement. Les éléments sont inclinables de -15° à +20°. Chaque module peut être incliné de manière asymétrique et permet une orientation précise et donc un guidage optimal de la lumière.



Quickinfo

3000 K, 4000 K
CRI ≥ 80, 3 SDCM
up to 134 lm/W
L80 @ 50 000 h
non DIM, DALI-2

Types

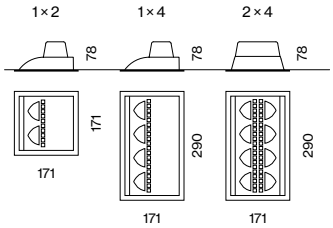

Colours

Light distributions

SQUADRO wallwasher

recessed

EN Recessed ceiling spotlight in die cast aluminium in 2 sizes, in different types (2 lamps, 4 lamps or 2 x 4 lamps) and with 2 types of light modules (for shelf floor washer and wall floor washer); with trim; surface powder coated; installation without tools using snap spring closure; aisle spotlight with special, multi-free-form, facet effect surface reflectors for high precision light control; precise shelf and aisle zone lighting, optimum longitudinal glare control for high viewing comfort in the aisle zone, adjustable light modules; COB (Chip on Board) technology for maximum efficiency; efficient LEDs with very good colour rendering; IP 40 protection glass available as an accessory

FR Spot encastré en alu moulé dans 2 tailles, en variantes différentes (à 2, à 4 ou 2 x 4 lampes) et avec deux modules lumineux différents (pour shelf floor washer et wall floor washer) ; avec bord continu ; surface thermolaquée ; montage sans outil avec fermeture par ressort à déclic ; Spot pour couloirs avec réflecteurs spéciaux multiples dotés d'une technologie à forme libre avec opt. à facettes pour un guidage très précis du flux lum. ; éclairage précis des étagères et des couloirs, anti-éblouissement longitudinal optimal pour un confort visuel élevé dans les couloirs, modules lumineux réglables ; Technologie COB pour efficacité max. ; LED efficaces à restitution de couleur élevée ; verre de prot. IP 40 comme accessoire

DiiA® standards
251, 252, 253

glare-free reflector longitudinally & transversely

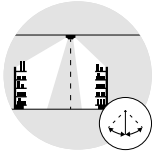

+20° up to -15° tiltable

Order options

COLOUR TEMPERATURE

3000 K	5
4000 K	6

CONTROL

non DIM	1
DALI-2	3

MATERIAL COLOUR

○ traffic white RAL 9016	7
● jet black RAL 9005	8

REFLECTOR

shelf floor washer	S
wall floor washer	A
1×shelf/1×wall floor washer*	B

*only for 2×4 lamps

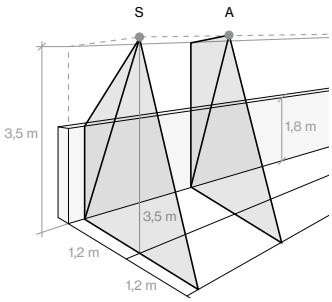

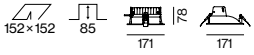

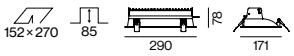

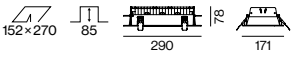

SQUADRO wallwasher trim

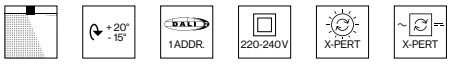

1×2 LAMPS SINGLE-SIDED

SYSTEM POWER	LUMINOUS FLUX	ORDER CODE
25.3 W	3250 lm	049-2011

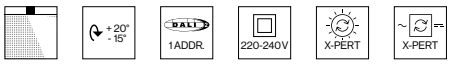

1×4 LAMPS SINGLE-SIDED

SYSTEM POWER	LUMINOUS FLUX	ORDER CODE
51 W	6490 lm	049-2031

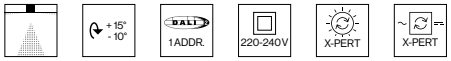

2×4 LAMPS DOUBLE-SIDED

SYSTEM POWER	LUMINOUS FLUX	ORDER CODE
86 W	2×5760 lm	049-2040
101 W	2×6495 lm	049-2041

Optical accessories

IP 40 PROTECTION GLASS

TYPE	ORDER CODE
1×2 lamps/single-sided	049-2910010
1×4 lamps/single-sided	049-2930010
2×4 lamps/double-sided	049-2940010

Light distributions

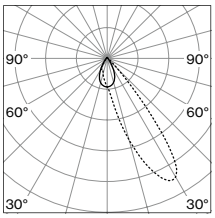

1×4 lamps
shelf floor washer

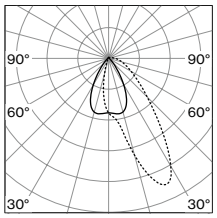

1×4 lamps
wall floor washer

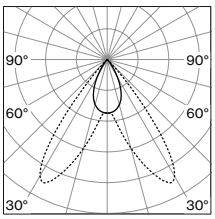

2×4 lamps
shelf floor washer

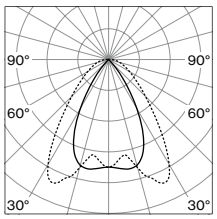

2×4 lamps
wall floor washer

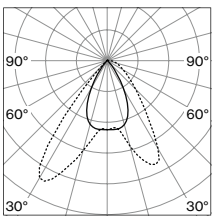

2×4 lamps
1×shelf/1×wall floor washer

LUMINOUS FLUX value calculated for 4000 K (3000 K -5 %), colour white, wall floor washer

Technical data

SQUADRO 1×4 lamps, shelf wall washer, trim, 51 W, 3000 K

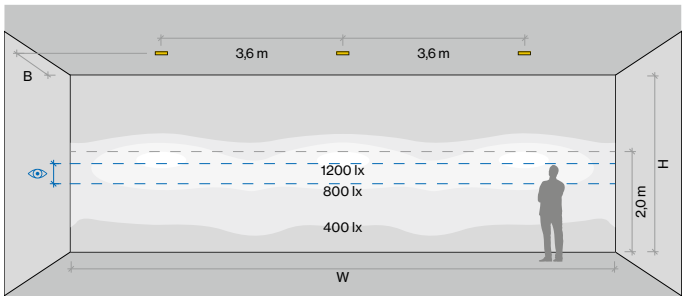

SQUADRO 1×4 lamps, wall floor washer, trim, 51 W, 3000 K

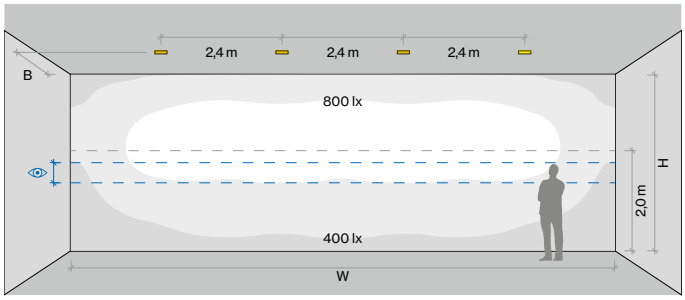

ROOM VALUES		CALCULATION SURFACE	
Wall dimensions	H = 3.5 m | W = 10.8 m	Surface dimensions	10.8×3.5 m
Distance to wall	B = 1.3 m	Surface height	0 – 3.5 m
Aisle width	2.6 m		
Reflection factor	0.7 | 0.7 | 0.2	Eye level	1.35 m – 1.75 m
Maintenance factor	0.9		

sisley
sisley
GUCCI
Cartier

Casagrande Luxury Lifestyle
Lucerne, CH –
by Obrist interior AG

GERMAN DESIGN AWARD WINNER 2019

GOOD DESIGN

SQUADRO wallwasher

track

EN Track light in die cast aluminium in two different types (4 lamps or 2 x 4 lamps) and with 2 types of light modules (for shelf floor washer and wall floor washer); surface powder coated; aisle spotlight with special, multi-free-form, facet effect surface reflectors for high precision light control; precise shelf and aisle zone lighting, optimum longitudinal glare control for high viewing comfort in the aisle zone, adjustable light modules; COB (Chip on Board) technology for maximum efficiency; efficient LEDs with very good colour rendering; IP 40 protection glass available as an accessory; including attachment for linear alignment of the spotlights

FR Spot sur rail en aluminium moulé en 2 variantes différentes (à 4 lampes ou 2 x 4 lampes) avec deux modules lumineux différents (pour shelf floor washer et wall floor washer) ; surface thermolaquée ; Spot pour couloirs avec réflecteurs spéciaux multiples dotés d'une technologie à forme libre avec optique à facettes pour un guidage extrêmement précis du flux lumineux ; éclairage précis des étagères et des couloirs, anti-éblouissement longitudinal optimal pour un confort visuel élevé dans les couloirs, modules lumineux réglables ; Technologie COB (Chip on Board) pour efficacité maximale ; LED économes en énergie à restitution de couleur élevée ; verre de protection IP 40 disponible comme accessoire ; y compris la fixation pour l'alignement linéaire des projecteurs

Quickinfo

3000 K, 4000 K
CRI ≥ 80, 3 SDCM
up to 134 lm/W
L80 @ 50 000 h
non DIM, DALI-2

Types

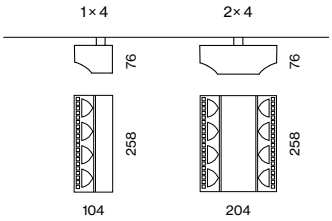

Colours

Light distributions

Data Monitoring

DiiA® standards
251, 252, 253

glare-free reflector longitudinally & transversely

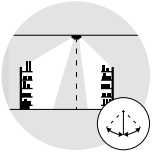

+20° up to -15° tiltable

Order options

COLOUR TEMPERATURE

3000 K	5
4000 K	6

CONTROL

non DIM	1
DALI-2	3

MATERIAL COLOUR

○ traffic white RAL 9016	7
● jet black RAL 9005	8

REFLECTOR

shelf floor washer	S
wall floor washer	A
1×shelf/1×wall floor washer*	B

*only for 2×4 lamps

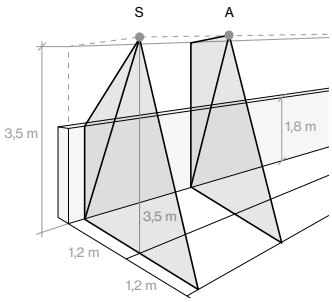

Light distributions

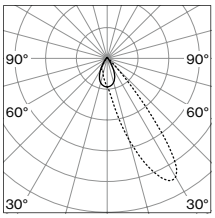

1×4 lamps
shelf floor washer

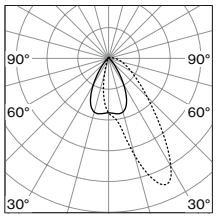

1×4 lamps
wall floor washer

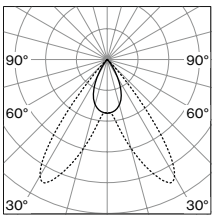

2×4 lamps
shelf floor washer

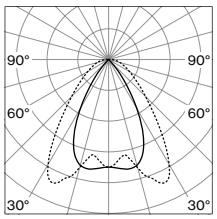

2×4 lamps
wall floor washer

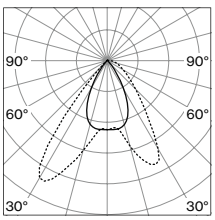

2×4 lamps
1×shelf/1×wall floor washer

LUMINOUS FLUX value calculated for 4000 K (3000 K -5 %), colour white, wall floor washer

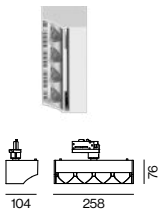

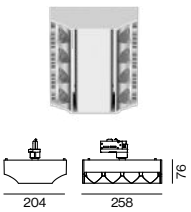

SQUADRO wallwasher track

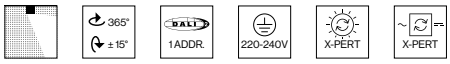

1×4 LAMPS SINGLE-SIDED

SYSTEM POWER	LUMINOUS FLUX	ORDER CODE
51 W	6610 lm	149-2231

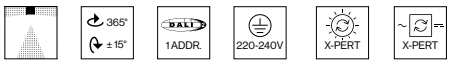

2×4 LAMPS DOUBLE-SIDED

SYSTEM POWER	LUMINOUS FLUX	ORDER CODE
86 W	2×5760 lm	149-2240
101 W	2×6490 lm	149-2241

Optical accessories

IP 40 PROTECTION GLASS

TYPE	ORDER CODE
1×4 lamps/single-sided	049-293001 0
2×4 lamps/double-sided	049-294001 0

Technical data

SQUADRO shelf floor washer, 1×4 lamps, +5° tilt, 51 W, 3000 K

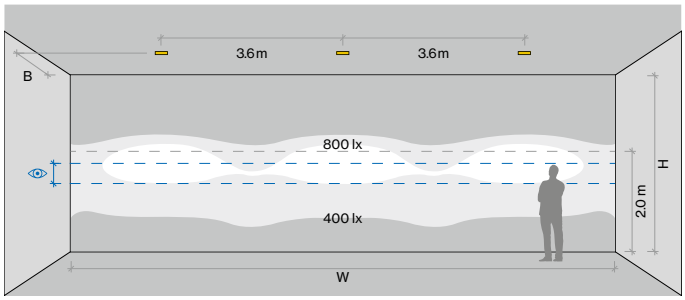

SQUADRO wall floor washer, 1×4 lamps, +5° tilt, 51 W, 3000 K

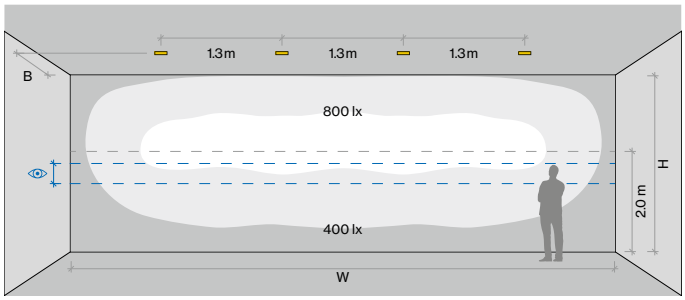

ROOM VALUES		CALCULATION SURFACE	
Wall dimensions	H = 3.5 m | W = 10.8 m	Surface dimensions	10.8×3.5 m
Distance to wall	B = 1.3 m	Surface height	0 – 3.5 m
Aisle width	2.6 m		
Reflection factor	0.7 | 0.7 | 0.2	Eye level	1.35 m – 1.75 m
Maintenance factor	0.9		

Jelmoli Store
Zurich, CH

Oasis Store Melbourne, AU –
by Sync Design

Sutterlütty Rankweil, AT –
by Hermann Kaufmann + Partner ZT GmbH

SPIRITUOSEN
SPIRITUOSEN
SPIRITUOSEN
ITALIEN
ITALIEN
FRANKREICH/SPANIEN
NEUE WELT
ÖSTERREICH
ÖSTERREICH
ÖSTERREICH
BIO
ja!
NEU
NEU
NEU

In the spotlight

BO

EN Beautiful design and flexibility distinguish the BO series of ceiling and track-mounted spotlights. Multiple sizes and different beam angles deliver great freedom in staging. The individual spotlights are available as semi-recessed or surface-mounted variants or as single or dual-lamp spotlights in an elegant base with an integrated driver, as well as track-mounted spotlights. Different housing and light colours (2700 K, 3000 K, or 4000 K) offer flexibility in different architectural concepts, and different versions promise excellent colour rendering with up to CRI ≥ 95 (2-SDCM). The spots can be rotated up to 360° and swivelled 90°, making BO an ideal spotlight for shops and display areas.

FR Esthétique et flexible : c'est ce qui distingue la série de spots pour plafond et rails 220v triphasé BO. Diverses tailles et différentes optiques offrent une grande liberté dans la mise en scène. Les spots individuels sont disponibles en version semi-encastrée ou en saillie ou encore comme spots à une ou deux lampes dans une base élégante avec driver intégré ainsi que comme spots sur rail. Différentes couleurs de boîtiers et températures de couleur (2700 K, 3000 K et 4000 K) offrent une grande flexibilité pour tout type de concepts architecturaux et promettent dans chaque version une excellente restitution des couleurs avec un CRI ≥ 95 (2-SDCM). Les spots sont pivotants jusqu'a 360° et inclinables à 90° ce qui fait de BO le spot idéal pour les boutiques et les surfaces de présentation.

Types

32 45 55 70

Mountings

semi-recessed surface track

Light distribution

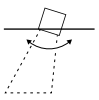

spotlight

Matched proportions

EN Elegance in the right measure: All BO product family spotlights are characterised by their decorative and simple aesthetics. Thanks to their reduced design and precisely coordinated proportions, all BO models can be combined with each other.

FR Une juste dose d'élégance : tous les spots de la gamme BO se démarquent par leur esthétique sobre et décorative. Grâce à leur design épuré et leurs proportions parfaitement harmonieuses, toutes les variantes de BO sont combinables entre elles.

Colour variety

EN BO is available in standard white and black. For even more design freedom, additional colour options are available so that you can tailor BO to your individual project. Learn more about our colour palette at xal.com/colours.

FR BO est proposé dans les couleurs standard blanc et noir. D'autres variantes de couleurs sont également disponibles pour une plus grande liberté de conception – vous pouvez ainsi personnaliser BO en fonction de votre projet. Rendez-vous sur xal.com/colours pour de plus amples renseignements sur notre palette de couleurs.

xal.com/colours

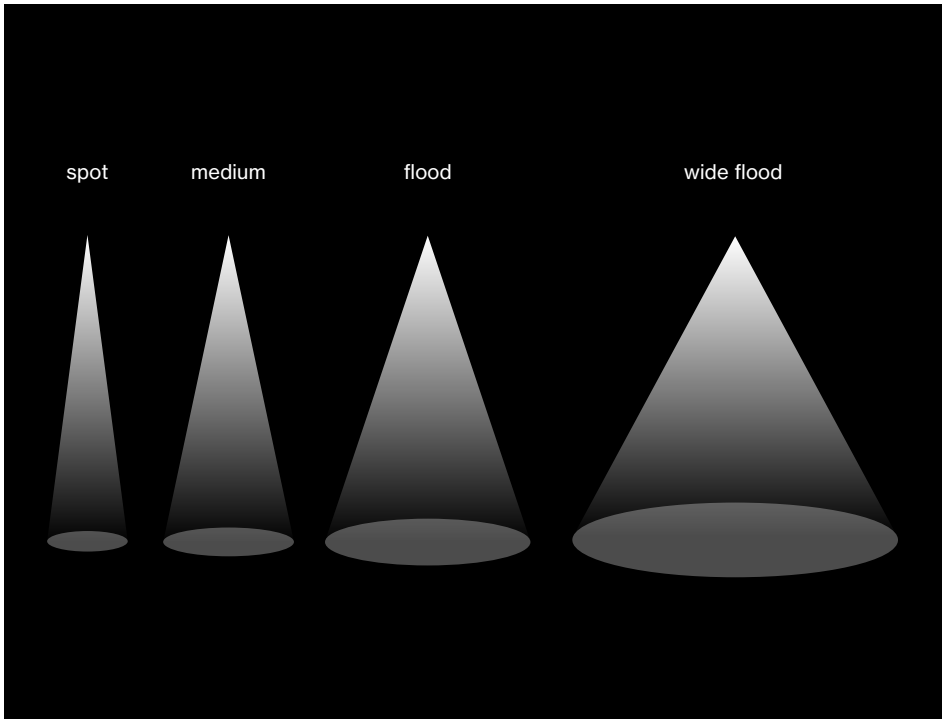

Flexible adjustment

EN BO adapts to the requirements to ensure that objects are presented in the best possible light. The spotlight comes in different beam angles and is rotatable by at least 360°, as well as 90° tiltable.

FR Quand il s'agit de s'adapter aux exigences et de mettre en valeur les objets de la meilleure manière qui soit, BO est un modèle du genre. Ce spot est non seulement disponible dans différents angles de rayonnement, mais il peut également pivoter d'au moins 360° et être orienté à 90°.

Intrack

EN Flexible adjustment – easy installation: In the track version, BO combines different sizes and beam angles. Thus, ever new lighting scenarios can be implemented: from the selective presentation of goods and products to the staging of art objects and home accessories. The converter disappears elegantly into the track.

FR Flexibilité d'ajustement – facile à mettre en place : en version Track, BO associe différentes tailles et angles de rayonnement. De la présentation ponctuelle de marchandises et produits à la mise en scène d'objets d'art et d'accessoires d'intérieur, la réalisation de mises en scène lumineuses sans cesse renouvelées est désormais possible. Le convertisseur peut être escamoté de façon élégante dans le rail.

Variety

EN The individual spotlights are available as semi-recessed or surface-mounted versions or as single or double-flame spotlights in an elegant housing. Different housing and light colours (2700 K, 3000 K, or 4000 K) offer flexibility for unique projects.

FR Les projecteurs individuels sont disponibles en version semi-encastrée ou apparente ou en tant que projecteur à une ou deux flammes dans un boîtier élégant. Différentes couleurs de boîtier et de lumière (2700 K, 3000 K ou 4000 K) offrent une grande flexibilité pour des projets uniques.



back

Quickinfo

2700 K, 3000 K
CRI ≥ 90, 2 SDCM
BO 32 up to 91 lm/W
BO 45 up to 103 lm/W
BO 55 up to 92 lm/W
L80 @ 50 000 h
non DIM, DALI-2

Types

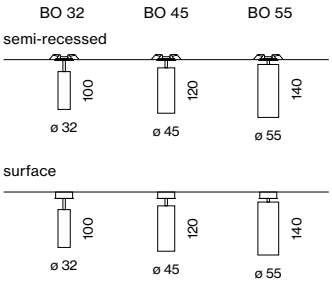

Colours

standard xal.com/colours

Light distributions

super spot spot med. flood

BO 32 / 45 / 55

semi-recessed / surface

EN Cylindrical spotlight made of aluminium; surface powder coated; either with surface mounted housing or as ceiling recessed variant; spotlight head 350° rotatable and 90° tiltable; high-quality, aluminium, vapour deposition coated reflector with faceted design; precise radiation characteristics with different beam angles; good glare reduction due to recessed light point plane; optical attachments as accessories; COB (Chip on Board) technology for maximum efficiency; no multiple shadows; energy-efficient LEDs with very good colour rendering

FR Spot cylindrique en alu ; surface thermo-laquée ; au choix avec boîtier en saillie ou comme variante pour encastrement dans le plafond ; tête de spot rotatif 350° et orientable 90° ; réflecteur de grande qualité, métallisée à l'alu avec optique facette ; précision de caractéristique de rayonnement avec divers angles de diff. ; bon anti-éblouissement grâce aux points lumineux en retrait ; eléments opt. comme accessoires ; avec technologie COB pour efficacité maximale ; pas de formation d'ombres multiples ; LED efficaces à restitution de couleur élevée

glare control via honeycomb louver

350° rotatable, 90° tiltable

CRI ≥ 95, 2 SDCM

Order options

MOUNTING

semi-recessed ceiling clip	1
surface housing	2

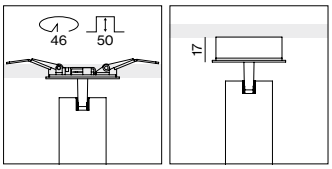

COLOUR TEMPERATURE

2700 K	4
3000 K	5

MATERIAL COLOUR

○ traffic white RAL 9016	7
● jet black RAL 9005	8
special colours* p. 992	X

*canopy always in white

BEAM ANGLE BO 32

spot 18°	S
medium 23°	M
flood 37°	F

BEAM ANGLE BO 45

super spot 8°	V
spot 14°	S
medium 24°	M
flood 39°	F

BEAM ANGLE BO 55

spot 17°	S
medium 23°	M
flood 37°	F

Options on request

COLOUR RENDERING INDEX

CRI ≥ 95, 2 SDCM

COLOUR TEMPERATURE

4000 K

CONTROL

Casambi

LUMINOUS FLUX value calculated for 3000 K, colour white, reflector flood 2700 K -6 %

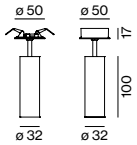

BO 32 semi-recessed / surface

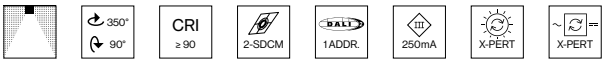

ADJUSTABLE

INSET POWER	LUMINOUS FLUX	ORDER CODE
8.8 W 36 Vf 250 mA	755 lm	049-6 ♁ 20 ⁘ 1 ◪ ▲

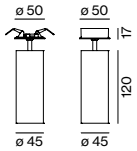

BO 45 semi-recessed / surface

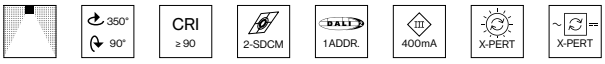

ADJUSTABLE

INSET POWER	LUMINOUS FLUX	ORDER CODE
6.1 W 11 Vf 400 mA	super spot 297 lm	049-6 ♁ 30 ⁘ 1 ◪ V
12.8 W 37 Vf 350 mA	spot 1030 lm	049-6 ♁ 30 ⁘ 1 ◪ S
13.5 W 36 Vf 400 mA	medium, flood 1320 lm	049-6 ♁ 30 ⁘ 1 ◪ ▲

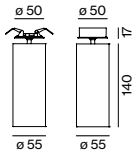

BO 55 semi-recessed / surface

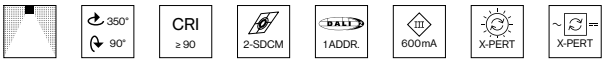

ADJUSTABLE

INSET POWER	LUMINOUS FLUX	ORDER CODE
21.1 W 36 Vf 600 mA	1850 lm	049-6 ♁ 40 ⁘ 1 ◪ ▲

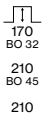

Electrical accessories

POWER SUPPLY 220–240 V AC, 50-60 Hz, ⧈ PC II

TYPE	EFFICIENCY	L·W·H (mm)	ORDER CODE
250 mA | non DIM	η 80 %	65·39·20	002-90742
250 mA | DALI-2	η 82 %	147·33·23	002-90743
350 mA | non DIM	η 85 %	180·30·21	002-90722
350 mA | DALI-2	η 83 %	210·30·21	002-90723
400 mA | non DIM	η 88 %	180·30·21	002-90724
400 mA | DALI-2	η 84 %	210·30·21	002-90725
600 mA | non DIM	η 87 %	210·30·21	002-90726
600 mA | DALI-2	η 85 %	210·30·21	002-90727

for surface versions revision opening required

DIN RAIL COMPONENTS

TYPE	W·H·D (mm)	ORDER CODE
POWER SUPPLY 220-240 V AC 96 W | 48 V DC constant voltage	90·90·60	005-6520210
LED DRIVER DALI-2 DT6 1–2 addr. 200–1050 mA settable const. current 2×42W | 48V DC | U_{OUT} 10–40 V	36·88·59	005-6121030

for more details and components see page 981

Optical accessories

HONEYCOMB LOUVER

TYPE	Ø·H (mm)	ORDER CODE
BO 32	30·3	007-1965168
BO 45	42·3	007-1965188
BO 55	50·3	007-1965598

Complexe des opérations Payerne CH – by op-arch, Oester Pfenninger, Ulrich Weiz including lighting design

Wohnhaus Pferdeblick, AT –
by Baukooperative GmbH
including lighting design

Einrichtungshaus Grimm
Göppingen, DE –
by Studio Komo

ACCESSOIRES
LOUNGE

back



Quickinfo

2700 K, 3000 K
CRI ≥ 90, 2 SDCM
1 lamp up to 86 lm/W
2 lamps up to 96 lm/W
L80 @ 50 000 h
non DIM, DALI-2

Types

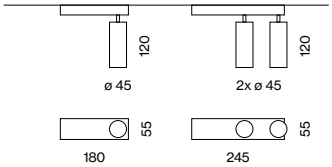

Colours

standard

xal.com/colours

Light distributions

BO 45 base

surface

EN Cylindrical spotlight made of aluminium; surface powder coated; spotlight head 350° / 330° (1 lamp / 2 lamps) rotatable and 90° tiltable; choice of single lamp or double lamps; surface mounted housing in aluminium incl. converter; mounting plate with pre-assembled converter unit can be pre-mounted; luminaire housing can be attached without tools by interlock; high-quality, aluminium, vapour deposition coated reflector with faceted design; precise radiation characteristics with different beam angles; good glare reduction due to recessed light point plane; optical attachments as accessories; COB (Chip on Board) technology for maximum efficiency; no multiple shadows; energy-efficient LEDs with very good colour rendering

FR Spot cylindrique en alu ; surface thermolaquée ; tête de spot rotatif 350° / 330° (1 / 2 lampe(s)) et orientable 90° ; au choix monoflamme ou biflamme ; boîtier de montage en alu, avec convertisseur ; plaque de montage avec unité de conversion prémontée, pouvant être montée à l'avance ; corps pouvant être monté sans outils grâce à un système de verrouillage ; réflecteur de grande qualité, métallisée à l'alu avec optique facette ; précision de caractéristique de rayonnement avec divers angles de diffusion ; bon anti-éblouissement grâce aux points lumineux en retrait ; eléments opt. comme accessoires ; avec technologie COB pour efficacité maximale ; pas de formation d'ombres multiples ; LED efficaces à restitution de couleur élevée

glare control via honeycomb louver

350° rotatable, 90° tiltable

CRI ≥ 95, 2 SDCM

Order options

COLOUR TEMPERATURE

2700 K	4
3000 K	5

CONTROL

non DIM	1
DALI-2	3

MATERIAL COLOUR

○ traffic white RAL 9016	7
● jet black RAL 9005	8
special colours* p. 992	X

*base always in white

BEAM ANGLE

super spot 8°	V
spot 14°	S
medium 24°	M
flood 39°	F

Options on request

COLOUR RENDERING INDEX

CRI ≥ 95, 2 SDCM

COLOUR TEMPERATURE

4000 K

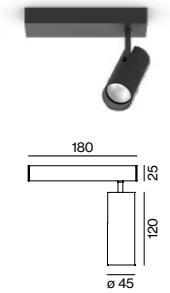

BO 45 base surface

350° 90° | CRI ≥ 90 | 2-SDCM | 1 ADDR. | 220-240 V | X-PERT | X-PERT

1 LAMP

SYSTEM POWER	LUMINOUS FLUX	ORDER CODE
7.2 W	super spot 297 lm	049-633 0 V
15.1 W	spot 1030 lm	049-633 0 S
15.9 W	medium, flood 1310 lm	049-633 0 ▲

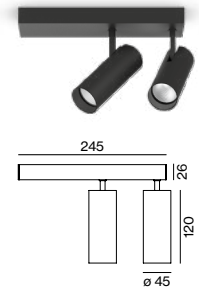

BO 45 base surface

330° 90° | CRI ≥ 90 | 2-SDCM | 1 ADDR. | 220-240 V | X-PERT | X-PERT

2 LAMPS

SYSTEM POWER	LUMINOUS FLUX	ORDER CODE
14.4 W	super spot 2 × 297 lm	049-643 0 V
30 W	spot 2 × 1030 lm	049-643 0 S
27.5 W	medium, flood 2 × 1220 lm	049-643 0 ▲

Optical accessories

HONEYCOMB LOUVER

TYPE	Ø·H (mm)	ORDER CODE
BO 45	42·3	007-196 5188

LUMINOUS FLUX value calculated for 3000 K, CRI ≥ 90, colour white, flood 2700 K -6 %

möbelbau breitenthaler gmbh
Leibnitz, AT – by möbelbau breitenthaler gmbh

BO 32 / 45 / 55

intrack

EN Track light made of die-cast aluminium; surface powder coated; spotlight head rotates 360° and tilts 90°; converter integrated in the power track adapter; high-quality, aluminium, vapour deposition coated reflector with faceted design; precise radiation characteristics with different beam angles; good glare reduction due to recessed light point plane; optical attachments as accessories; COB (Chip on Board) technology for maximum efficiency; no multiple shadows; energy-efficient LEDs with very good colour rendering; adapter for toolless insertion or movement on a variety of 3-phase power tracks; adapter flush with the power track

FR Spot sur rail en fonte d'aluminium injectée ; surface thermolaquée ; tête de spot pivotant à 360° et orientable à 90° ; convertisseur intégré à l'adaptateur du rail d'alimentation ; réflecteur de grande qualité, métallisée à l'aluminium avec optique facette ; précision de caractéristique de rayonnement avec divers angles de diffusion ; bon anti-éblouissement grâce aux points lumineux en retrait ; eléments optiques comme accessoires ; avec technologie COB (Chip on Board) pour efficacité maximale ; pas de formation d'ombres multiples ; LED économes en énergie à restitution de couleur élevée ; adaptateur pour installation ou déplacement sans outil dans différents rails trIPhasés ; adaptateur à fleur de rail d'alimentation

Quickinfo

2700 K, 3000 K, 4000 K
CRI ≥ 90, 2 SDCM
BO 32 up to 69 lm/W
BO 45 up to 87 lm/W
BO 55 up to 78 lm/W
L80 @ 50 000 h
non DIM, DALI-2

Types

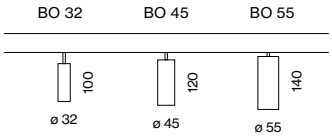

Colours

standard xal.com/colours

Light distributions

super spot spot med. flood

glare control via honeycomb louver

360° rotatable, 90° tiltable

CRI ≥ 95, 2 SDCM

Order options

COLOUR TEMPERATURE

2700 K	4
3000 K	5
4000 K	6

CONTROL

non DIM	1
DALI-2	3

MATERIAL COLOUR

○ traffic white RAL 9016	7
● jet black RAL 9005	8
special colours ➔ p. 992	X

BEAM ANGLE BO 32

spot 18°	S
medium 23°	M
flood 37°	F

BEAM ANGLE BO 45

super spot 8°	V
spot 14°	S
medium 24°	M
flood 39°	F

BEAM ANGLE BO 55

spot 17°	S
medium 23°	M
flood 37°	F

Options on request

COLOUR RENDERING INDEX

CRI ≥ 95, 2 SDCM

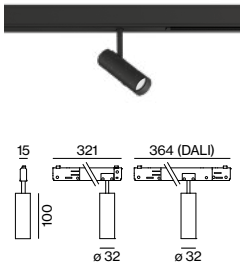

BO 32 intrack

360° 90° | CRI ≥90 | 2-SDCM | 1 ADDR. | 220-240 V | X-PERT | X-PERT

TRACK LIGHT

SYSTEM POWER	LUMINOUS FLUX	ORDER CODE
11.7 W	755 lm	180-7111

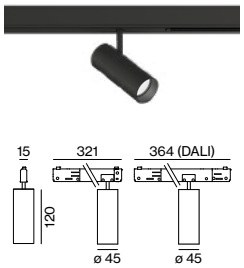

BO 45 intrack

360° 90° | CRI ≥90 | 2-SDCM | 1 ADDR. | 220-240 V | X-PERT | X-PERT

TRACK LIGHT

SYSTEM POWER	LUMINOUS FLUX	ORDER CODE
6.1 W	super spot 297 lm	180-7211 V
15.1 W	spot 1030 lm	180-7211 S
15.9 W	medium, flood 1320 lm	180-7211

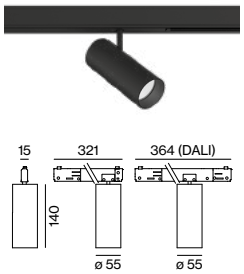

BO 55 intrack

360° 90° | CRI ≥90 | 2-SDCM | 1 ADDR. | 220-240 V | X-PERT | X-PERT

TRACK LIGHT

SYSTEM POWER	LUMINOUS FLUX	ORDER CODE
24.8 W	1840 lm	180-7311

Optical accessories

HONEYCOMB LOUVER

TYPE	Ø·H (mm)	ORDER CODE
BO 32	30·3	007-1965168
BO 45	42·3	007-1965188
BO 55	50·3	007-1965598

LUMINOUS FLUX value calculated for 3000 K, CRI ≥ 90, colour white, flood 2700 K -5 %, 4000 K +7 %

BALMAIN
PARIS

Oberpollinger | The KaDeWe Group
Munich, DE – by Licht Kunst Licht AG
including lighting design

Optiek Sagaert Zwevegem BE –
by Courtois & Châtelain and
Entirus Group

DIOR
SAINT LAURENT
ISABEL MARANT

BO 55/70

track

EN Track light made of die-cast aluminium; surface powder coated; spotlight head 355° rotatable and 90° tiltable; converter integrated in the power track adapter; high-quality, aluminium, vapour deposition coated reflector with faceted design; precise radiation characteristics with different beam angles; good glare reduction due to recessed light point plane; optical attachments as accessories; COB (Chip on Board) technology for maximum efficiency; no multiple shadows; energy-efficient LEDs with very good colour rendering; adapter for toolless insertion or movement on a variety of 3-phase power tracks

FR Spot sur rail en fonte d'aluminium injectée ; surface thermolaquée ; tête de spot rotatif à 355° et orientable à 90° ; convertisseur intégré à l'adaptateur du rail d'alimentation ; réflecteur de grande qualité, métallisée à l'aluminium avec optique facette ; précision de caractéristique de rayonnement avec divers angles de diffusion ; bon anti-éblouissement grâce aux points lumineux en retrait ; eléments optiques comme accessoires ; avec technologie COB (Chip on Board) pour efficacité maximale ; pas de formation d'ombres multiples ; LED économes en énergie à restitution de couleur élevée ; adaptateur pour installation ou déplacement sans outil dans différents rails trIPhasés

Quickinfo

3000 K, 4000 K
CRI ≥ 90 2-SDCM
up to 87 lm/W
L80 @ 50 000 h
non DIM, DALI-2

Types

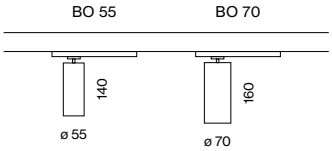

Colours

Light distributions

BO 55

BO 70

glare control via honeycomb louver

355° rotatable, 90° tiltable

CRI ≥ 90, 2 SDCM

Order options

COLOUR TEMPERATURE

3000 K	5
4000 K	6

CONTROL

non DIM	1
DALI-2	3

MATERIAL COLOUR

○ traffic white RAL 9016	7
● jet black RAL 9005	8

BEAM ANGLE BO 55

spot 17°	S
medium 24°	M
flood 40°	F

BEAM ANGLE BO 70

spot 15°	S
medium 23°	M
flood 37°	F
wide flood 57°	W

Options on request

COLOUR RENDERING INDEX

CRI ≥ 95, 2 SDCM

CONTROL

Casambi

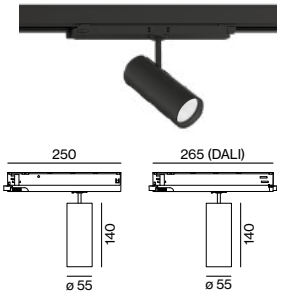

BO 55 track

355° 90° | CRI ≥90 | 2-SDCM | 1ADDR. | 220-240V | X-PERT | X-PERT

TRACK LIGHT

SYSTEM POWER	LUMINOUS FLUX	ORDER CODE
24.8 W	2150 lm	180-7312

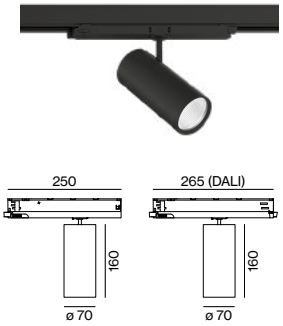

BO 70 track

355° 90° | CRI ≥90 | 2-SDCM | 1ADDR. | 220-240V | X-PERT | X-PERT

TRACK LIGHT

SYSTEM POWER	LUMINOUS FLUX	ORDER CODE
40 W	3410 lm	180-7411

Optical accessories

HONEYCOMB LOUVER

TYPE	Ø·H (mm)	ORDER CODE
BO 55	50·3	007-1965598
BO 70	61·3	080-5900018

LUMINOUS FLUX value calculated for 3000 K, CRI ≥ 90, colour white, flood 4000 K +5 %

Shop SVNTY Antwerp, BE –
by Verhamme de vel Architecten
with lighting design by Electro Govaerts

Universal expert

VARO

EN As a track-mounted spotlight, VARO focuses on the essentials and can be used universally. It is available in two different sizes and, thanks to its 355° rotation and 90° swivelling capability, is extremely flexible in use. This flexibility is supported by the fact that the spotlights can be inserted and moved along the track without tools. It is ideal for use in shops whose interior design is continually evolving. The high-quality reflector from VARO ensures a particularly precise beam characteristic at different angles, all with an excellent colour rendering up to CRI ≥ 95. Depending on the desired spatial effect, you can choose between the 3000 K and 4000 K light colours.

FR En tant que projecteur sur rail, VARO se concentre sur l'essentiel et peut être employé de manière universelle. Il est disponible en deux tailles et d'une utilisation extrêmement flexible grâce à sa rotation à 355° et à son inclinaison à 90°. Cette flexibilité est renforcée par son installation et son déplacement dans le rail qui s'effectuent sans outil : cela le rend idéal pour une utilisation dans des boutiques dont la décoration intérieure est en constante évolution. Le réflecteur de haute qualité de VARO offre une caractéristique de rayonnement particulièrement précise sur angles différents – et ce avec une excellente restitution des couleurs jusqu'à CRI ≥ 95. Selon l'effet spatial désiré, vous avez le choix entre les température de couleurs 3000 K et 4000 K.

Types

80 110

Mounting

track

Light distribution

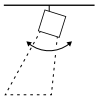

spotlight

VARO 80 S

track

EN Track light made of die-cast aluminium; surface powder coated; spotlight head 355° rotatable and 90° tiltable; integrated converter in the plastic adapter; high quality reflector with spherical facet finish; precise radiation characteristics with different beam angles; installed and exchanged without tools; optical attachments as accessories; optical attachments can be combined; COB (Chip on Board) technology for maximum efficiency; no multiple shadows; energy-efficient LEDs with very good colour rendering; adapter for toolless insertion or movement on a variety of 3-phase power tracks

FR Spot sur rail en fonte d'aluminium injectée ; surface thermolaquée ; tête de spot rotatif à 355° et orientable à 90° ; convertisseur intégré à l'adaptateur plastique ; réflecteur de grande qualité avec optique facette sphérique ; précision de caractéristique de rayonnement avec divers angles de diffusion ; Installation resp. remplacement sans outil ; eléments optiques comme accessoires ; les accessoires optiques peuvent être combinés entre eux ; avec technologie COB (Chip on Board) pour efficacité maximale ; pas de formation d'ombres multiples ; LED économes en énergie à restitution de couleur élevée ; adaptateur pour installation ou déplacement sans outil dans différents rails trIPhasés

Quickinfo

3000 K, 4000 K
CRI ≥ 90, 3 SDCM
up to 91 lm/W
L80 / 50 000 h
non DIM, DALI-2

Type

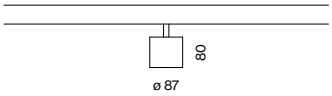

Colours

Light distributions



optical accessories

combine 2 optical accessories

355° rotatable, 90° tiltable

Order options

COLOUR TEMPERATURE

3000 K	0
4000 K	1

CONTROL

non DIM	1
DALI-2	3

MATERIAL COLOUR

○ traffic white RAL 9016	7
● jet black RAL 9005	8

BEAM ANGLE

spot 17°	S
medium 28°	M
flood 38°	F

Options on request

COLOUR RENDERING INDEX

CRI ≥ 80

CONTROL

Casambi

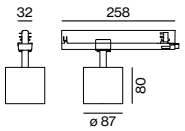

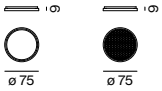

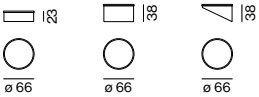

VARO 80 S track

355° 90° | CRI ≥90 | DALI 1 ADDR. | 220-240V | X-PERT | X-PERT

TRACK LIGHT

SYSTEM POWER	LUMINOUS FLUX	ORDER CODE
28.5 W	2600 lm	180-6420
45 W	3610 lm	180-6421

Optical accessories

LENSES AND HONEYCOUMB LOUVER

TYPE	Ø·H (mm)	ORDER CODE
linear prismatic lens	75·9	080-640211 0P
honeycomb louver	75·9	080-6401118

SNOOT

TYPE	Ø·H (mm)	ORDER CODE
short	66·23	080-6403118
medium	66·38	080-6403218
angle	66·38	080-6403318



possibility to combine different optical accessories (max. 2 pieces)

LUMINOUS FLUX value calculated for 3000 K, CRI ≥ 90, colour white, flood 4000 K +8 %

s.Oliver Store Munich, DE –
by Kitzig Interior Design GmbH
including lighting design

Feucht Mode Innsbruck, AT –
by blocher partners with lighting design by
Hailight Lichtplanung, Andreas Haidegger

Museo Camera Gurugran, IN –
by Studio Lumitiv

VARO 80 / 110

track

EN Track spotlight in die-cast aluminium, available in 2 different sizes; surface powder coated; spotlight head 355° rotatable and 90° tiltable; converter installed in aluminium spotlight housing; high quality reflector with spherical facet finish; precise radiation characteristics with different beam angles; installed and exchanged without tools; optical attachments as accessories; COB (Chip on Board) technology for maximum efficiency; no multiple shadows; energy-efficient LEDs with very good colour rendering; adapter for toolless insertion or movement on a variety of 3-phase power tracks

FR Spots sur rail en fonte d'aluminium, disponible dans 2 tailles ; surface thermolaquée ; tête de spot rotatif à 355° et orientable à 90° ; convertisseur installé dans boîtier de spot en aluminium ; réflecteur de grande qualité avec optique facette sphérique ; précision de caractéristique de rayonnement avec divers angles de diffusion ; Installation resp. remplacement sans outil ; eléments optiques comme accessoires ; avec technologie COB (Chip on Board) pour efficacité maximale ; pas de formation d'ombres multiples ; LED économes en énergie à restitution de couleur élevée ; adaptateur pour installation ou déplacement sans outil dans différents rails trIP hasés

Quickinfo

3000 K, 4000 K
CRI ≥ 90, 3 SDCM
VARO 80 up to 95 lm / W
VARO 110 up to 100 lm / W
L80 / 50 000 h
non DIM

Types

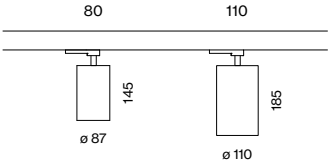

Colours

Light distributions

355° rotatable, 90° tiltable

CRI ≥ 95 2 SDCM

Order options

COLOUR TEMPERATURE

3000 K	5
4000 K	6

CONTROL

non DIM

MATERIAL COLOUR

○ traffic white RAL 9016	7
● jet black RAL 9005	8

BEAM ANGLE VARO 80

spot 17°	S
medium 28°	M
flood 38°	F

BEAM ANGLE VARO 110

spot 14°	S
medium 24°	M
flood 33°	F

Options on request

COLOUR RENDERING INDEX

CRI ≥ 95 2-SDCM

SPECIAL COLOUR RENDERING

vogue	CRI ≥ 90
gallery	CRI 98
gourmet	CRI ≥ 80
fresh meat & fish	CRI ≥ 80
pastry	CRI ≥ 80
brilliant white	CRI ≥ 90

REFLECTOR

wide flood 67°

only for VARO 110

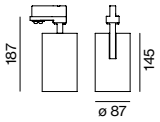

VARO 80 track

355° 90° | CRI ≥ 90 | 220-240V | X-PERT | X-PERT

TRACK LIGHT

SYSTEM POWER	LUMINOUS FLUX	ORDER CODE
29 W	2700 lm	080-6210 :: 1 ◪ ▲

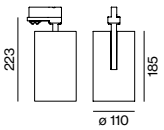

VARO 110 track

355° 90° | CRI ≥ 90 | 220-240V | X-PERT | X-PERT

TRACK LIGHT

SYSTEM POWER	LUMINOUS FLUX	ORDER CODE
42 W	4210 lm	080-6120 :: 1 ◪ ▲

Optical accessories

SNOOT WITH HONEYCOMB LOUVER

TYPE	Ø·H (mm)	ORDER CODE
VARO 80	83·9	006-93120
VARO 110	106·9	006-93130

LUMINOUS FLUX value calculated for 3000 K, CRI ≥ 90, colour white, flood 4000 K +5 %

Kastner & Öhler, Kaufhaus Tyrol Innsbruck, AT –
by DIOMA AG / WHIR3 / K&Ö Bauabteilung with
lighting design by VEDDER.LICHTMANAGEMENT

Porsche Studio Saigon, VN –
by Kobi Lighting Studio

Known for his expressive colours

PABLO

EN The PABLO track-mounted spotlight was developed especially for museums. With a colour rendering index of up to CRI ≥ 95, it illuminates works of art with near-perfect colour reproduction. The Colour Tune variant compensates for age-related colour changes in paintings with increased and customisable red-blue saturation. PABLO is fixed in the tracks without tools, and the spotlight heads heads can be rotated, swivelled, and repositioned almost at will. PABLO focus's beam angle is also adjustable. The iris, shutter, and gobo versions create sharp-edged light cut-outs in various shapes to stage works of art even more excitingly. The multilens version of PABLO has five attachment lenses that can be exchanged without tools depending on the required beam pattern. The mood of the room can be influenced by using the Tunable White version to change light colours.

FR Le projecteur PABLO pour rail a été spécialement développé pour les musées. Avec un indice de rendu des couleurs allant jusqu'à CRI ≥ 95, il éclaire les oeuvres d'art dans un respect quasi-ment parfait des couleurs originales. Dans la version Colour-Tune, des changements des couleurs de peintures li s au vieillissement sont également compensés par une saturation rouge-bleu ajustable au cas par cas. PABLO se fixe sans outil sur les rails, les t tes des spots peuvent pivoter, basculer et être repositionnées quasiment à volonté. Pour PABLO Focus, il est de surcroît possible de faire varier l'angle de rayonnement. Les variantes Iris, Shutter et Gobo créent des d coupages lumineux à arêtes vives de diverses formes afin de rendre la mise en scène des oeuvres d'art encore plus attrayante. La version multilens de PABLO possède cinq lentilles additionnelles qui peuvent être remplacées sans outil en fonction de la caractéristique de rayonnement requise. Grâce des température de couleurs réglables par l'option Tunable White, il est également possible d'influencer l'atmosphère dans la pièce.

Types

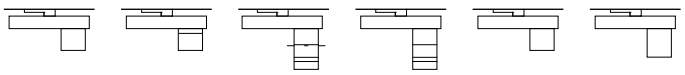

basic | focus | shutter | iris, gobo | colour tune, tunable white | multilens

Mounting

track

Light distribution

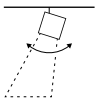

spotlight

PABLO multilens

EN PABLO's multilens design lets the beam characteristics be flexibly adjusted depending on the application. For this purpose, there are five ancillary lenses that can be easily exchanged without tools. Objects are thus staged in the best possible light and the staging of a room with changing interiors becomes feasible.

FR La version PABLO multilens permet d'adapter le rayonnement à l'application avec une grande flexibilité. Pour ce faire, cinq lentilles additionnelles interchangeables sans outil sont proposées. Les objets sont ainsi mis en lumière de la plus belle manière qui soit et la pièce est parfaitement mise en scène au gré des changements de l'aménagement intérieur.

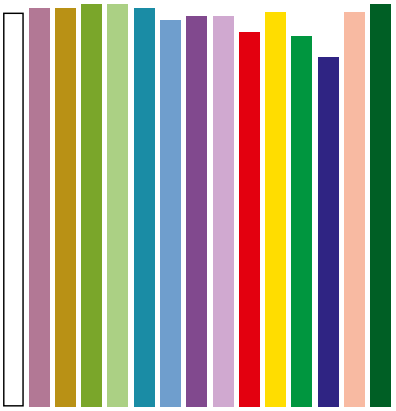

Authentic colours

EN Museum lighting must present exhibits authentically. PABLO illuminates works of art with near-perfect colour reproduction thanks to a colour rendering index of up to CRI ≥ 95 and R9 > 90. Light colour and intensity can be controlled, allowing the lighting to be adapted to any new spatial setting.

FR Un éclairage de musée doit présenter les objets exposés de manière authentique. Avec un indice de rendu des couleurs allant jusqu'à CRI ≥ 95 et R9 > 90, PABLO illumine les œuvres d'art dans leur couleur pratiquement authentique. La couleur et l'intensité lumineuse sont réglables, de sorte que l'éclairage peut être adapté à toute nouvelle mise en scène spatiale.

Restored by light

EN PABLO Colour Tune was developed to faithfully revive historical art worthy of protection. A customisable red-blue saturation compensates, purely thanks to the lighting, for time-related colour damage. This gently reawakens a work of art's original colours.

FR PABLO Colour Tune a été développé pour éclairer fidèlement des œuvres d'art historiques qui doivent être protégées. Une saturation rouge-bleu à réglage individuel compense les détériorations de couleur saisonnières - uniquement par l'éclairage. Ainsi, les couleurs d'origine d'une œuvre sont rétablies en douceur.

Light in form

EN PABLO‘s shutter, iris, and gobo variants create sharp-edged silhouettes in a square, round, or custom shape such as lettering. This means exhibits can be precisely custom-illuminated for maximum effect.

FR Les variantes PABLO Shutter, Iris et Gobo créent des silhouettes à arêtes vives dans des formes carrées, rondes ou sélectionnées individuellement, par exemple des lettrages. Ainsi, les objets exposés peuvent être éclairés avec précision et de manière individualisée pour produire un effet maximal.



shutter



iris

gobo

Precise and variable

EN PABLO spots can be mounted and moved along the track without tools. The spotlight head can be fixed in any position without tools thanks to the special adapter fixing. This makes PABLO as precise as it is flexible, even after installation.

FR Les spots PABLO peuvent être montés sans outil et se déplacent le long des rails triphasé. Grâce à la fixation spéciale de l’adaptateur, la tête du spot peut être fixée dans n’importe quelle position sans outil. Ainsi, PABLO est aussi précis que flexible - même après son installation.





Easy dimming

EN PABLO’s DIM Poti variant has a manual dimming function. The brightness can be easily adjusted directly on-site at the spotlight head to suit the surroundings and the desired lighting mood.

FR Dans la variante DIM Poti, PABLO dispose d’une fonction de variation manuelle. Ainsi, la luminosité peut être réglée facilement et directement sur place sur la tête du spot et adaptée à son environnement ainsi qu’à l’effet d’éclairage souhaité.

GERMAN DESIGN AWARD 2017

DESIGN AWARD 2017

PABLO basic / focus

track

EN Track light made of die-cast aluminium; powder coated; converter in spotlight housing; COB (Chip on Board) technology – maximum efficiency; no multiple shadows; energy-eff. LEDs – very good colour rendering; PABLO basic: sym./asym. radiation characteristic; PABLO focus: object focusing through adjustable lens; adjustable beam angle; PABLO shutter / iris: contour spotlight for rectangular or round shape – adjustment by 4 shading elements / by iris-shaped shade; toolless insertion or movement on a variety of 3-phase power tracks; adapter fixation optionally without tools by means of knurled screw or set screw (screwdriver required); point outlet, either in surface mounted housing or recessed housing, as an accessory

FR Spot sur rail en fonte d'aluminium injectée ; thermolaquée ; convertisseur dans boîtier de spot ; Technologie COB (Chip on Board) – efficacité maximale ; pas d'ombres multiples ; LED à haut rend. énerg. – excellent rendu coul. ; PABLO basic : rayonn. sym./asym. ; PABLO focus : concentration sur un objet par lentille ajustable ; angle de rayonn. réglable ; PABLO shutter / iris : projecteur contour avec cadrage carré / rond – réglage par 4 éléments obscurcissants / par obscurcisseur en forme d'iris ; montage sans outil ou déplacement dans différents rails d'alimentation triphasés ; fixation de l'adaptateur au choix sans outils par vis moletée ou vis de serrage (tournevis nécessaire) ; point de sortie, au choix dans un un boîtier en saillie ou comme variante pour encastrement, comme accessoire

Quickinfo

3000 K, 4000 K
CRI ≥ 95, 2 SDCM
POTI, DALI

L85 @ 50 000 h
PABLO basic up to 87 lm/W
PABLO focus up to 69 lm/W

L90 @ 50 000 h
PABLO shutter / iris up to 18 lm/W

Types

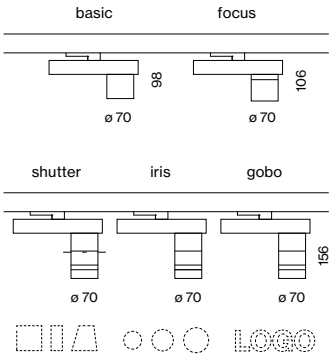

Colours

Light distributions

PABLO basic

PABLO focus

DiiA® standards 251, 252, 253

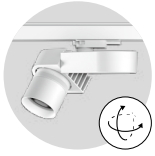

360° rotatable
310° tiltable

DIM POTI / rotation lock

shutter / iris / gobo

Order options

ADAPTER FIXATION

tool-free fixation	2
set screw (tool required)	1

COLOUR TEMPERATURE

3000 K	0
4000 K	1

CONTROL

DIM POTI	8
DALI	3

MATERIAL COLOUR

○ traffic white RAL 9016	7
● jet black RAL 9005	8

REFLECTOR

super spot 6° (only for 11 W)	V
spot 12°	S
medium 24°	M
flood 39°	F
wide flood 58°	W
wallwasher	A

Options on request

REFLECTOR

oval flood

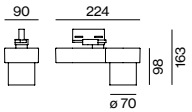

PABLO basic

360° 310° | CRI ≥95 | 2-SDCM | 1 ADDR. | 220-240V | X-PERT | X-PERT

TRACK LIGHT

SYS. POWER	COLOUR TEMPERATURE	LUMINOUS FLUX	ORDER CODE
10.9 W (3-SDCM)	3000 K (CRI ≥ 90)	614 lm	180-510 05 V
	4000 K (CRI ≥ 90)	660 lm	180-510 06 V
13.9 W	3000 K	986 lm	180-510 0 ▲
	4000 K	1080 lm	
22.9 W	3000 K	1460 lm	180-510 1 ▲
	4000 K	1610 lm	

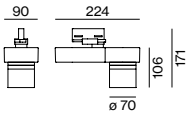

PABLO focus 17–47°

360° 310° | CRI ≥95 | 2-SDCM | 1 ADDR. | 220-240V | X-PERT | X-PERT

TRACK LIGHT

SYS. POWER	COLOUR TEMPERATURE	LUMINOUS FLUX	ORDER CODE
14 W	3000 K	785 lm	180-520 0
	4000 K	862 lm	
23 W	3000 K	1170 lm	180-520 1
	4000 K	1280 lm	

Optical accessories

SNOOT | HONEYCOMB LOUVER

TYPE	Ø·H (mm)	ORDER CODE
snoot	62·33	080-5900008
honeycomb louver	61·3	080-5900018

Mounting accessories

SURFACE HOUSING / POINT OUTLET

TYPE	ORDER CODE
surface housing / point outlet	186-07228

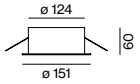

RECESSED HOUSING / POINT OUTLET

ceiling thickness: 1-30 mm

TYPE	ORDER CODE
recessed housing / point outlet	186-07227

Light distribution

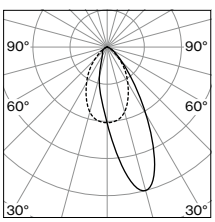

wallwasher

LUMINOUS FLUX value calculated for CRI ≥ 95, colour white, reflector spot

back

Order options

ADAPTER FIXATION

tool-free fixation	2
set screw (tool required)	1

COLOUR TEMPERATURE

3000 K	0
4000 K	1

CONTROL

DIM POTI	8
DALI	3

MATERIAL COLOUR

○ traffic white RAL 9016	7
● jet black RAL 9005	8

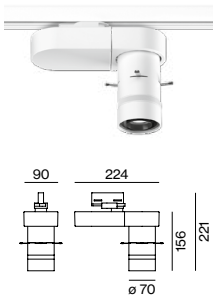

PABLO shutter

360° 310° | CRI ≥95 | 2-SDCM | DALI 1 ADDR | 220-240V | X-PERT | X-PERT

TRACK LIGHT

SYS. POWER	COLOUR TEMP.	LUMINOUS INTENSITY	ORDER CODE
14 W	3000 K	854 cd	180-530 ○ 0
	4000 K	934 cd	
23 W	3000 K	1266 cd	180-530 ○ 1
	4000 K	1389 cd	

illuminance (lux) = luminous intensity (cd) / distance (m)²

LIGHT DISTRIBUTION

possible shapes of illumination



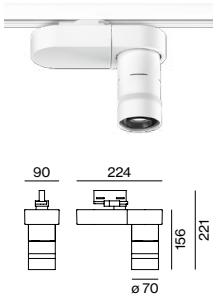

PABLO iris

360° 310° | CRI ≥95 | 2-SDCM | DALI 1 ADDR | 220-240V | X-PERT | X-PERT

TRACK LIGHT

SYS. POWER	COLOUR TEMP.	LUMINOUS INTENSITY	ORDER CODE
14 W	3000 K	873 cd	180-540 ○ 0
	4000 K	960 cd	
23 W	3000 K	1297 cd	180-540 ○ 1
	4000 K	1425 cd	

illuminance (lux) = luminous intensity (cd) / distance (m)²

LIGHT DISTRIBUTION

possible shapes of illumination



Illumination size

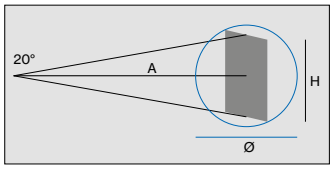

A (mm)	H (mm)	ø (mm)
1000	396	560
2000	792	1120
3000	1188	1680

Order options

MATERIAL COLOUR

○ traffic white RAL 9016	7
● jet black RAL 9005	8

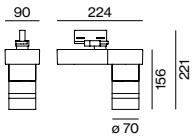

PABLO gobo

360°
310°
CRI ≥95
2-SDCM
220-240V
X-PERT
X-PERT

TRACK LIGHT

SYS. POWER	LUMINOUS INTENSITY	ORDER CODE
14 W	depends on form	on request

LIGHT DISTRIBUTION

customised shapes of illumination possible



Mounting accessories

SURFACE HOUSING / POINT OUTLET

TYPE	ORDER CODE
surface housing / point outlet	186-07228

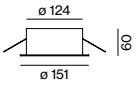

RECESSED HOUSING / POINT OUTLET

ceiling thickness: 1-30 mm

TYPE	ORDER CODE
recessed housing / point outlet	186-07227

Nationalmuseum Stockholm, SE –
by Wingårdhs with lighting design
by Gabriele von Kardorff

GERMAN DESIGN AWARD 2017

DESIGN AWARD 2017

PABLO colour tune / tunable white

track

EN Track light made of die-cast aluminium; powder coated; converter in spotlight housing; COB (Chip on Board) technology or CSP (Chip-Scale-Packaging) technology for maximum efficiency; no multiple shadows; energy-eff. LEDs – very good colour rendering; high quality aluminium refl., spherical facet finish; high-gloss anodised; precise radiation charact. – different beam angles; installed/exchanged without tools; optical attachments as accessories; adapter for toolless insertion or movement on a variety of 3-phase power tracks; adapter fixation optionally without tools by means of knurled screw or set screw (screwdriver required); point outlet, either in surface mounted housing or recessed housing, as an accessory

FR Spot sur rail en fonte d'aluminium injectée ; thermolaquée ; convertisseur dans boîtier de spot ; technologie COB (Chip on Board) ou CSP (Chip-Scale-Packaging) pour un rendement maximum ; pas d'ombres multiples ; LED à haut rend. énerg. – excellent rendu coul. ; réflecteur en alu., optique à facettes sphérique ; anodisé haute brillance ; caract. de rayonn. précises – différents angles de rayonn. ; montage/échange sans outil ; éléments optiques comme accessoires ; adaptateur pour installation ou déplacement sans outil dans différents rails trIP hasés ; fixation de l'adaptateur au choix sans outils par vis moletée ou vis de serrage (tournevis nécessaire) ; point de sortie, au choix dans un un boîtier en saillie ou comme variante pour encastrement, comme accessoire

Quickinfo

PABLO colour tune
3500 K red / blue
CRI ≥ 90, 3 SDCM
up to 54 lm/W
L95 @ 50 000 h
DALI-2

PABLO tunable white
TW 2700 – 5000 K
CRI ≥ 95, 3 SDCM
up to 48 lm/W
L80 @ 50 000 h
DALI-2 DT8

Type

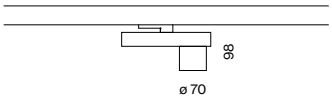

Colours

Light distributions

DiiA® standards
251, 252, 253

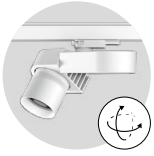

360° rotatable
245° / 65° tiltable

rotation
lock

colour tune
(3500 K red / blue)

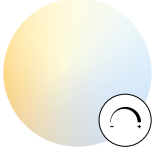

tunable white
2700 – 5000 K

Order options

ADAPTER FIXATION

tool-free fixation	2
set screw (tool required)	1

MATERIAL COLOUR

○ traffic white RAL 9016	7
● jet black RAL 9005	8

BEAM ANGLE

medium 20 / 24°	M
flood 38°	F

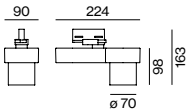

PABLO colour tune

360° 310° | CRI ≥90 | DALI 1 ADDR. | 220-240V | X-PERT | X-PERT

TRACK LIGHT

SYS. POWER	COLOUR TEMPERATURE	LUMINOUS FLUX	ORDER CODE
18.8 W	3500 K red / blue	1020 lm	180-560 0G3 ◪ ▲

Fresh colour for historical works of art

PABLO colour tune was developed to revitalise historical art, which is particularly worthy of protection, true to the original. An increased, individually adjustable red-blue saturation compensates for time-related colour damage – purely through the lighting. This reawakens the original colours of a work of art. The correct setting of PABLO colour tune can be easily controlled and adjusted via DALI-2.

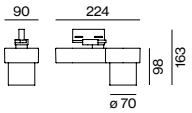

PABLO tunable white

360° 310° | CRI ≥95 | DALI 2 ADDR. | 220-240V | X-PERT | X-PERT

TRACK LIGHT

SYS. POWER	COLOUR TEMPERATURE	LUMINOUS FLUX	ORDER CODE
20.7 W	2700 – 5000 K	954 lm	180-560 0D3 ◪ ▲

Optical accessories

SNOOT | HONEYCOMB LOUVER

TYPE	Ø·H (mm)	ORDER CODE
snoot	62·33	080-5900008
honeycomb louver	61·3	080-5900018

Mounting accessories

SURFACE HOUSING / POINT OUTLET

TYPE	ORDER CODE
surface housing / point outlet	186-07228 ◪

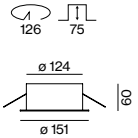

RECESSED HOUSING / POINT OUTLET
ceiling thickness: 1-30 mm

TYPE	ORDER CODE
recessed housing / point outlet	186-07227 ◪

LUMINOUS FLUX value calculated for colour white, reflector medium

Nationalmuseum Stockholm, SE –
by Wingårdhs with lighting design
by Gabriele von Kardorff



PABLO multilens

track

EN Track light made of die-cast aluminium; powder coated; 360° rotatable and 310° tiltable; converter installed in aluminium spotlight housing; COB (Chip on Board) technology for maximum efficiency; no multiple shadows; energy-eff. LEDs – very good colour rendering; exchangeable additional lenses; precise radiation characteristics with different beam angles; installed and exchanged without tools; optical attachments as accessories; adapter for toolless insertion or movement on a variety of 3-phase power tracks; adapter fixation optionally without tools by means of knurled screw or set screw (screwdriver required); point outlet, either in surface mounted housing or recessed housing, as an accessory

FR Spot sur rail en fonte d'aluminium injectée ; thermolaquée ; rotatif à 360° et orientable à 310° ; convertisseur installé dans boîtier de spot en aluminium ; avec technologie COB (Chip on Board) pour efficacité maximale ; pas d'ombres multiples ; LED à haut rend. énerg. – excellent rendu coul. ; lentilles add. Interchangeables ; précision de caractéristique de rayonnement avec divers angles de diffusion ; Installation resp. remplacement sans outil ; eléments optiques comme accessoires ; adaptateur pour installation ou déplacement sans outil dans différents rails trIP hasés ; fixation de l'adaptateur au choix sans outils par vis moletée ou vis de serrage (tournevis nécessaire) ; point de sortie, au choix dans un un boîtier en saillie ou comme variante pour encastrement, comme accessoire

Quickinfo

3000 K, 4000 K
CRI ≥ 90, 2 SDCM
up 76 lm/W
L85 @ 50 000 h
DIM POTI

Type

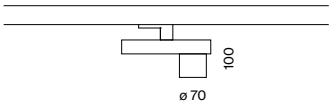

Colours

Light distributions

DiiA® standards 251, 252, 253

interchangeable diffusion sheets

360° rotatable 310° tiltable

DIM POTI / rotation lock

Order options

ADAPTER FIXATION

tool-free fixation	2
set screw (tool required)	1

COLOUR TEMPERATURE

3000 K	5
4000 K	6

CONTROL

DIM POTI

MATERIAL COLOUR

○ traffic white RAL 9016	7
● jet black RAL 9005	8

BEAM ANGLE

10 / 19 / 30 / 38 / 40 / 64°

Options on request

CONTROL

DALI-2

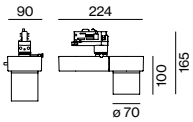

PABLO multilens 10–60°

360° 310° | CRI >90 | 2-SDCM | DALI 1 ADDR. | 220-240V | X-PERT | X-PERT

TRACK LIGHT

SYS. POWER	COLOUR TEMPERATURE	LUMINOUS FLUX	ORDER CODE
14.8 W	3000 K	1050 lm	180-570 0 :: 8
	4000 K	1130 lm	

incl. 5 pcs. interchangeable diffusion sheets



Optical accessories

OVAL FILTER

TYPE	ORDER CODE
oval filter 60 × 15°	080-5900020
diffusion sheet for superspot*	080-5900030

*for a better homogeneous illumination

Mounting accessories

SURFACE HOUSING / POINT OUTLET

TYPE	ORDER CODE
surface housing / point outlet	186-07228

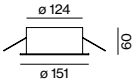

RECESSED HOUSING / POINT OUTLET

ceiling thickness: 1-30 mm

TYPE	ORDER CODE
recessed housing / point outlet	186-07227

LUMINOUS FLUX value calculated for CRI ≥ 90, colour white, lens spot

Free to arrange



TULA

EN A suspended luminaire that gives more than “just” light. TULA immediately catches the eye with its decorative, slim shape. The luminaire is available in white, black, and chrome, as well as in numerous custom colours. Depending on your interior design, choose between the light colours 2700 K, 3000 K, or 4000 K. The position of the luminaires can be easily changed with additional hooks on the cable and rings on the ceiling, thus TULA always adapts itself to evolving conditions in the space or creates artistic patterns. TULA is also available as a lighting inset for the MOVE IT track system.

FR Un luminaire suspendu qui offre plus que << simplement >> de la lumière. Grâce à sa forme décorative et élancée, TULA attire spontanément l’attention. Ce luminaire est disponible en blanc, noir et chromé, ainsi que dans de nombreuses couleurs spéciales. Selon le design d’intérieur, vous avez le choix entre trois longueurs et les température de couleurs 2700 K, 3000 K ou 4000 K. La position de la lampe est facile à modifier grâce à des crochets supplémentaires sur le câble et à des anneaux au plafond – ainsi, elle s’adapte à tous les changements de disposition dans l’espace ou crée des motifs artistiques. TULA est également disponible comme insert lumineux pour le système de rails triphasé MOVE IT.

Types

25 nano

45 micro

Mounting

suspended

Light distribution

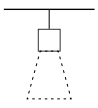

downlight

back



TULA

suspended

EN Decorative suspended luminaire in aluminium; surface polished chrome or powder coated; pendant fitting with suspension, incl. feed (black or white); can be individually shortened; good glare reduction due to recessed light point plane; incl. high quality lens system; COB (Chip on Board) technology or high power LEDs for maximum efficiency; no multiple shadows; energy-efficient LEDs with very good colour rendering; canopy for through wiring; converter included in canopy, either recessed or surface mounted version; ceiling mounting rings for multiple positioning of the luminaire in the room available as accessory

FR Luminaire décoratif à suspension en aluminium ; surface chrome poli ou surface thermolaquée ; suspension par câble, câble d'alimentation inclus (noir ou blanche) ; recoupable à volonté ; bon anti-éblouissement grâce aux points lumineux en retrait ; incl. optique lentille de grande qualité ; avec technologie COB (Chip on Board) ou High-Power-LED pour efficacité maximale ; pas d'ombres multiples ; LED économes en énergie à restitution de couleur élevée ; cache-piton pour câblage continu ; convertisseur inclus dans le cache-piton, au choix en variante encastrée ou en saillie ; anneaux de montage au plafond pour un positionnement multiple des luminaires dans la pièce disponibles comme accessoires

Quickinfo

2700 K, 3000 K
CRI ≥ 90, 3 SDCM
up to 95 lm/W
L80 @ 50 000 h
non DIM, DALI-2, Casambi

Types

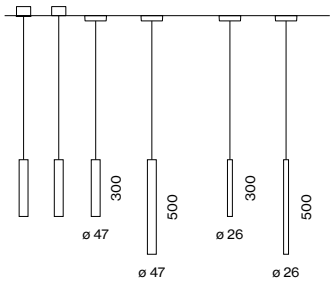

Colours

standard xal.com/colours

Light distributions

med. flood

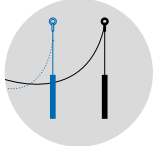

free positioning by ring and hook

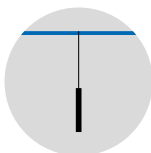

track version available (p. 742)

Order options

HOUSING HEIGHT L

300 mm	5
500 mm	7

SUSPENSION

cable 1500 mm

COLOUR TEMPERATURE

2700 K	4
3000 K	5

MATERIAL COLOUR

chrome	4
traffic white RAL 9016	7
jet black RAL 9005	8
special colours* p. 992	X

*cable always in white

BEAM ANGLE

medium 25°	M
flood 44°	F

ACCESSORY COLOUR

traffic white RAL 9016	7
jet black RAL 9005	8

Options on request

COLOUR TEMPERATURE

4000 K

INSET POWER is the current consumption excluding any ballast
LUMINOUS FLUX value calculated for 3000 K, CRI ≥ 90, colour white, lens flood 2700 K -5 %

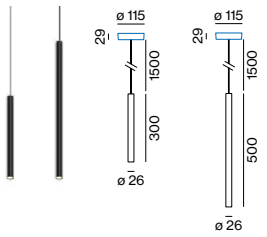

TULA nano suspended

500 mA

INSET POWER	LUMINOUS FLUX	ORDER CODE
9 W 18 Vf 500 mA	732 lm	049-5 L 10 :: 1 ◪ ▲

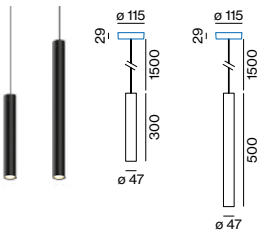

TULA micro suspended

500 mA

INSET POWER	LUMINOUS FLUX	ORDER CODE
8.4 W 18 Vf 500 mA	798 lm	049-5 L 15 :: 1 ◪ ▲

Mounting accessories

CANOPY CEILING 220–240 V AC, 50–60 Hz, ⏚ PC I

TYPE	EFFICIENCY	Ø·H (mm)	ORDER CODE
500 mA | non DIM	η 79 %	115·29	005-260211 ■
500 mA | DALI-2	η 81 %	115·29	005-260213 ■
500 mA | Casambi	η 80 %	115·29	005-260219 ■

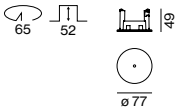

MOUNTING SET RECESSED WITH TRIM
for installation in ceilings from 2–25 mm

TYPE	Ø·H (mm)	ORDER CODE
mounting set with trim	77·49	005-352101 ■

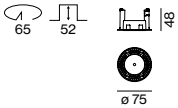

MOUNTING SET RECESSED TRIMLESS
for installation in plasterboard ceilings 9–25 mm

TYPE	Ø·H (mm)	ORDER CODE
mounting set trimless	75·48	005-351101 7

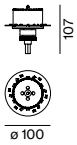

SPECIAL MOUNTING TOOL

TYPE	Ø·H (mm)	ORDER CODE
special mounting tool	100·9	063-891211 0

necessary to install mounting set trimless

RING

TYPE	Ø·H (mm)	ORDER CODE
ceiling mounted	50·88	050-051021 ■

HOOK

TYPE	L·W·H (mm)	ORDER CODE
ceiling mounted	18·13·58	050-590111 ■

Electrical accessories

POWER SUPPLY 220-240 V AC, 50-60 Hz, ⧈ PC II

TYPE	EFFICIENCY	L·W·H (mm)	ORDER CODE
500 mA | non DIM	η 80 %	65·39·20	002-90732
500 mA | DALI-2	η 82 %	147·33·23	002-90733

DIN RAIL COMPONENTS

TYPE	W·H·D (mm)	ORDER CODE
POWER SUPPLY 220-240 V AC 96 W | 48V DC constant voltage	90·90·60	005-652021 0
LED DRIVER DALI-2 DT6 1–2 addr. 200–1050 mA settable const. current 2×42W | 48V DC | U_{OUT} 10–40 V	36·88·59	005-612103 0

for more details and components see page 981

Casino Dusseldorf, DE –
by ttsp hwp seidel Planungsgesellschaft mbH
with lighting design by Licht Kunst Licht AG

Stephan Kaluza

Global Timber Århus, DK –
by RAVN architects with lighting
design by Rikke Sølvsteen



Arrange the mood

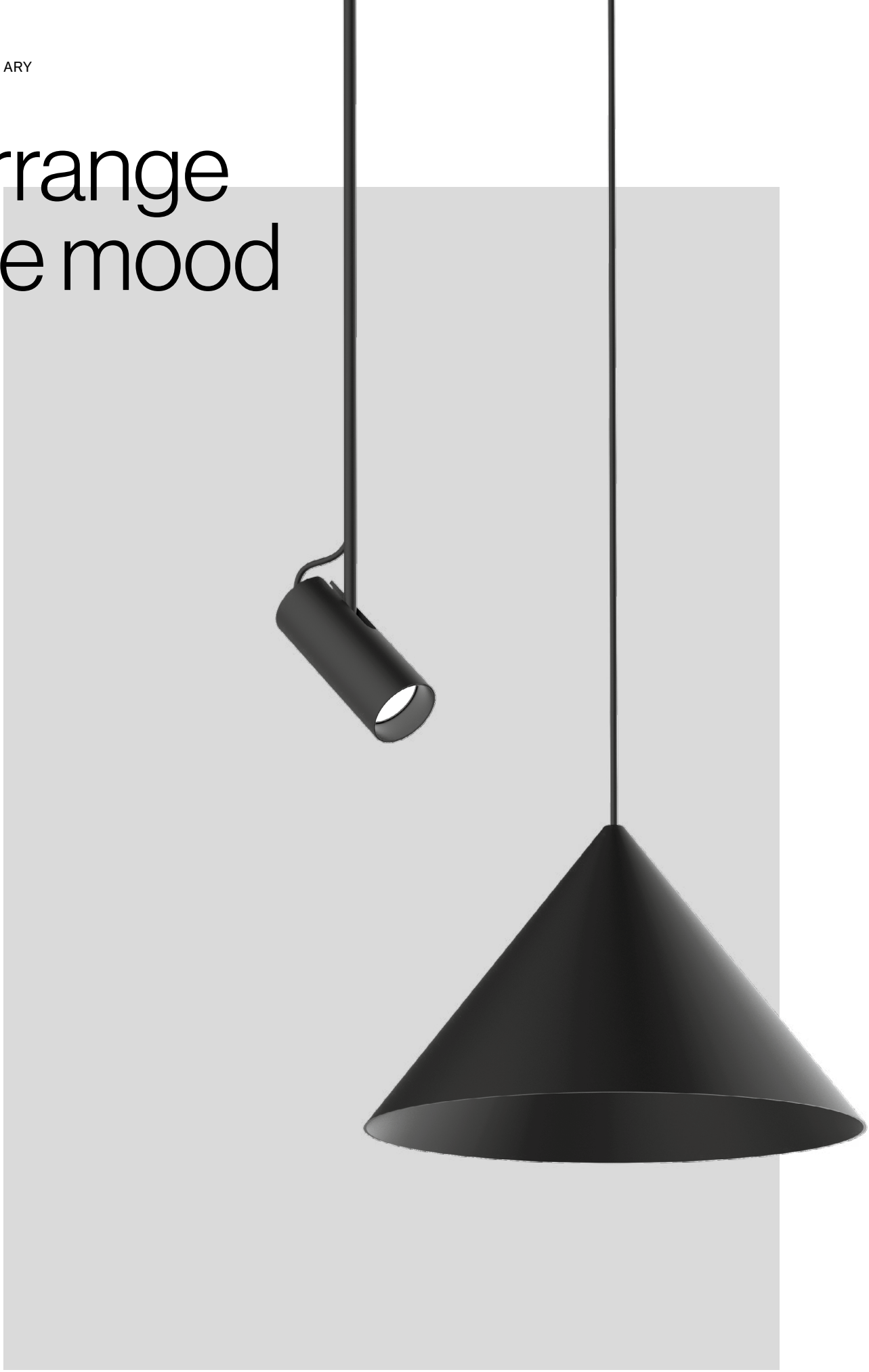

ARY

EN ARY simultaneously serves lighting and decor. The suspended spotlight luminaire amazes with various selectable beam characteristics and excellent colour rendering (CRI ≥ 90). ARY's adjustable rod variant is maximally mobile. The spotlight head can be turned by 320° and tilted by 90°. The cable variant offers a choice of different shades to match the colour and size perfectly to your interior design. Separate ceiling rings create even more design freedom. The lights can be repositioned at will and grouped into exciting arrangements using the hooks. ARY is also available as a light inset for the elegant MOVE IT track system.

FR ARY est à la foi un appareil d'eclairage et un objet de décoration. Ce spot suspendu séduit par la possibilité de sélectionner différentes caractéristiques de rayonnement et l'excellent rendu des couleurs (CRI ≥ 90). Dans sa variante Adjustable-Rod, ARY présente une mobilité maximale : la tête du spot est pivotante à 320° et inclinable à 90°. Pour la suspendue par câble, vous avez le choix entre différents stades, afin que la couleur et la taille correspondent parfaitement à votre décoration d'intérieur. Des anneaux de plafond sépares offrent encore plus de liberté de conception : ils permettent de repositionner les spots à volonté grâce à des crochets et de les regrouper en des arrangements attrayants. ARY est également disponible comme module d'éclairage pour l'élégant système de rails magnétique MOVE IT.

Types

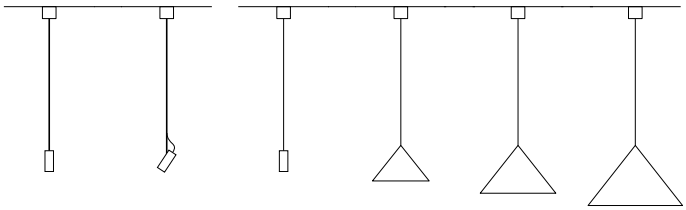

Mounting

Light distributions

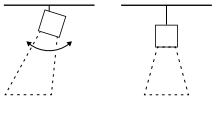



Quickinfo

2700 K, 3000 K, 4000 K
CRI ≥ 90, 3 SDCM
up to 95 lm/W
L90 @ 50 000 h
non DIM, DALI-2, Casambi

Types

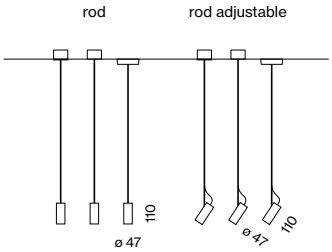

Colours

standard xal.com/colours

Light distributions

med. flood

DESIGN AWARD 2020

reddot winner 2020

ARY rod

suspended

EN Decorative suspended luminaire in aluminium; surface powder coated; height adjustable U-profile pendant rod suspension (black or white), feed in U-profile; spotlight head either fixed or 320° rotatable and 90° tiltable; good glare reduction due to recessed light point plane; incl. high quality lens system; precise radiation characteristics with different beam angles; COB (Chip on Board) technology for maximum efficiency; no multiple shadows; energy-efficient LEDs with very good colour rendering; canopy for through wiring; converter included in canopy; ceiling mounting rings for multiple positioning of the luminaire in the room available as accessory

FR Luminaire décoratif à suspension en alu ; surface thermolaquée ; susp. par barres de susp. profilées en U pouvant être raccourcies (noir ou blanche), conduit d'aliment. dans le profil en U ; tête du projecteur au choix rigide ou pivotante 320° et orientable 90° ; bon anti-éblouissement grâce aux points lumineux en retrait ; incl. optique lentille de qualité ; précision de caract. de rayonnement avec divers angles de diff. ; avec tech. COB pour efficacité max. ; pas d'ombres multiples ; LED efficaces à restitution de couleur élevée ; cache-piton pour câblage continu ; convert. dans le cache-piton ; anneaux de montage au plafond pour un pos. multiple des luminaires dans la pièce disponibles

320° rotatable, 90° tiltable

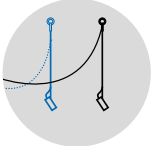

free positioning by ring and hook

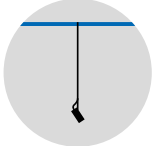

track version available (p. 734)

Order options

MOUNTING

suspension 1500 mm	1
suspension 2000 mm with hook*	2

*one ring included

COLOUR TEMPERATURE

2700 K	4
3000 K	5
4000 K	6

MATERIAL COLOUR

○ traffic white RAL 9016	7
● jet black RAL 9005	8
special colours* p. 992	X

*rod always in white

ACCESSORY COLOUR

○ traffic white RAL 9016	7
● jet black RAL 9005	8

BEAM ANGLE

medium 25°	M
flood 44°	F

INSET POWER is the current consumption excluding any ballast
LUMINOUS FLUX value calculated for 3000 K, CRI ≥ 90, colour white, lens flood 2700 K -5%, 4000 K +5%

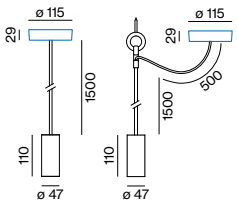

ARY rod suspended

CRI ≥ 90 | 1 ADDR. | 500 mA | IP20 | X-PERT

DOWNLIGHT

INSET POWER	LUMINOUS FLUX	ORDER CODE
8.4 W 18 Vf 500 mA	791 lm	049-5 ♁ 21 ⁘ 1 ◪ ▲

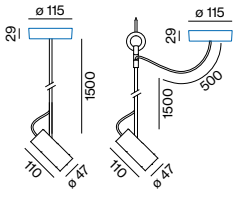

ARY adjustable rod suspended

320° | 90° | CRI ≥ 90 | 1 ADDR. | 500 mA | IP20 | X-PERT

SPOTLIGHT ADJUSTABLE

INSET POWER	LUMINOUS FLUX	ORDER CODE
8.4 W 18 Vf 500 mA	791 lm	049-5 ♁ 31 ⁘ 1 ◪ ▲

Mounting accessories

CANOPY CEILING 220–240 V AC, 50–60 Hz, ⏚ PC I

TYPE	EFFICIENCY	Ø·H (mm)	ORDER CODE
500 mA | non DIM	η 79 %	115·29	005-260111 ■
500 mA | DALI-2	η 81 %	115·29	005-260113 ■
500 mA | Casambi	η 80 %	115·29	005-260119 ■

use for suspension with rod

CANOPY CEILING 220–240 V AC, 50–60 Hz, ⏚ PC I

TYPE	EFFICIENCY	Ø·H (mm)	ORDER CODE
500 mA | non DIM	η 79 %	115·29	005-260211 ■
500 mA | DALI-2	η 81 %	115·29	005-260213 ■
500 mA | Casambi	η 80 %	115·29	005-260219 ■

use for suspension with hook

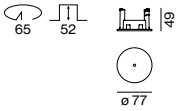

MOUNTING SET WITH TRIM for installation in ceilings from 2–25 mm

TYPE	Ø·H (mm)	ORDER CODE
single luminaire rod	77·49	005-352201 ■
single luminaire cable*	77·49	005-352101 ■

*use for suspension with hook

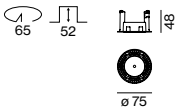

MOUNTING SET TRIMLESS for installation in plasterboard ceilings 9–25 mm

TYPE	Ø·H (mm)	ORDER CODE
single luminaire rod	75·48	005-351201 7
single luminaire cable*	75·48	005-351101 7

*use for suspension with hook

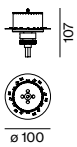

SPECIAL MOUNTING TOOL

TYPE	Ø·H (mm)	ORDER CODE
special mounting tool	100·9	063-891211 0

necessary to install mounting set trimless

RING

TYPE	Ø·H (mm)	ORDER CODE
ceiling mounted	50·88	050-051021 ■

Electrical accessories

POWER SUPPLY 220-240 V AC, 50-60 Hz, ⧈ PC II

TYPE	EFFICIENCY	L·W·H (mm)	ORDER CODE
500 mA | non DIM	η 80 %	65·39·20	002-90732
500 mA | DALI-2	η 82 %	147·33·23	002-90733

DIN RAIL COMPONENTS

TYPE	W·H·D (mm)	ORDER CODE
POWER SUPPLY 220-240 V AC 96 W | 48 V DC constant voltage	90·90·60	005-652021 0
LED DRIVER DALI-2 DT6 1–2 addr. 200–1050 mA settable const. current 2 × 42 W | 48 V DC | U_{OUT} 10–40 V	36·88·59	005-612103 0

for more details and components see page 981

Restaurant Le Prestine Antwerp, BE –
by Space Copenhagen
with lighting design by anker & co

Restaurant Vineo Oldenburg, DE –
by neun grad architektur with lighting design
by CapitalReal Immobilien GmbH & Co. KG, Dennis Poelmeyer

DESIGN AWARD 2020

reddot winner 2020

ARY cable

suspended

EN Decorative suspended luminaire in aluminium; surface powder coated; pendant fitting with suspension, incl. feed (black or white); can be individually shortened; good glare reduction due to recessed light point plane; high quality lens system; precise radiation characteristics with different beam angles; shades as accessory in RAL colours velvet beige, madeira brown, kingfisher grey, woodpecker olive, signal white or signal black; COB (Chip on Board) technology for maximum efficiency; no multiple shadows; efficient LEDs with very good colour rendering; canopy for through wiring; converter included in canopy; ceiling mounting rings for multiple positioning of the luminaire in the room available as accessory

FR Luminaire décoratif à suspension en aluminium ; surface thermolaquée ; suspension par câble, câble d'alimentation inclus (noir ou blanche) ; recoupable à volonté ; bon anti-éblouissement grâce aux points lumineux en retrait ; optique lentille de grande qualité ; précision de caractéristique de rayonnement avec divers angles de diffusion ; abat-jours comme accessoires dans les couleurs RAL velvet beige, madeira brown, kingfisher grey, woodpecker olive, signal white ou signal black ; technologie COB (Chip on Board) pour efficacité maximale ; pas d'ombres multiples ; LED économes en énergie à restitution de couleur élevée ; cache-piton pour câblage continu ; convertisseur inclus dans le cache-piton ; anneaux de montage au plafond pour un positionnement multiple des luminaires dans la pièce disponibles comme accessoires

Quickinfo

2700 K, 3000 K, 4000 K
CRI ≥ 90, 3 SDCM
up to 95 lm/W
L90 @ 50 000 h
non DIM, DALI-2, Casambi

Types

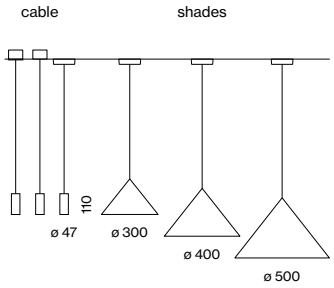

Colours

standard xal.com/colours

shades

Light distributions

med. flood

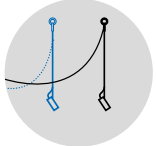

free positioning by ring and hook

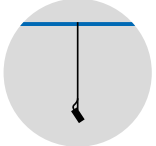

track version available (p. 736)

Order options

MOUNTING

suspension 1500 mm	1
suspension 2000 mm with hook*	2

*one ring included

COLOUR TEMPERATURE

2700 K	4
3000 K	5
4000 K	6

MATERIAL COLOUR

○ traffic white RAL 9016	7
● jet black RAL 9005	8
special colours* p. 992	X

*cable always in white

SHADE COLOUR

velvet beige RAL 085 80 10	C
madeira brown RAL 050 40 40	T
kingfisher grey RAL 230 60 10	L
woodpecker olive RAL 105 0 20	G
○ signal white RAL 9003	W
● signal black RAL 9004	B

ACCESSORY COLOUR

○ traffic white RAL 9016	7
● jet black RAL 9005	8

BEAM ANGLE

medium 25°	M
flood 44°	F

INSET POWER is the current consumption excluding any ballast
LUMINOUS FLUX value calculated for 3000 K, CRI ≥ 90, colour white, lens flood 2700 K -5 %, 4000 K +5 %

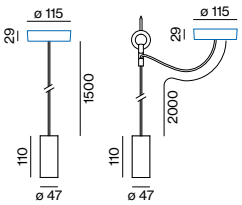

ARY cable suspended

CRI ≥ 90 | DALI 1 ADDR. | 500 mA | IP20 | X-PERT

DOWNLIGHT

INSET POWER	LUMINOUS FLUX	ORDER CODE
8.4 W 18 Vf 500 mA	791 lm	049-5 ♁ 11 ⁘ 1 ◪ ▲

Optical accessories

SHADE

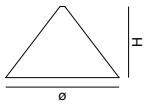

TYPE	Ø·H (mm)	ORDER CODE
cone 300	300·188	049-593311 ⬓
cone 400	400·253	049-593411 ⬓
cone 500	500·318	049-593511 ⬓

Mounting accessories

CANOPY CEILING 220–240 V AC, 50–60 Hz, ⏚ PC I

TYPE	EFFICIENCY	Ø·H (mm)	ORDER CODE
500 mA | non DIM	η 79 %	115·29	005-260211 ■
500 mA | DALI-2	η 81 %	115·29	005-260213 ■
500 mA | Casambi	η 80 %	115·29	005-260219 ■

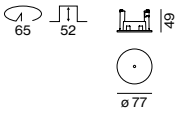

MOUNTING SET RECESSED WITH TRIM
for installation in ceilings from 2–25 mm

TYPE	Ø·H (mm)	ORDER CODE
mounting set with trim	77·49	005-352101 ■

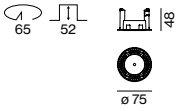

MOUNTING SET RECESSED TRIMLESS
for installation in plasterboard ceilings 9–25 mm

TYPE	Ø·H (mm)	ORDER CODE
mounting set trimless	75·48	005-351101 7

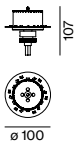

SPECIAL MOUNTING TOOL

TYPE	Ø·H (mm)	ORDER CODE
special mounting tool	100·9	063-891211 0

necessary to install mounting set trimless

RING

TYPE	Ø·H (mm)	ORDER CODE
ceiling mounted	50·88	050-051021 ■

Electrical accessories

POWER SUPPLY 220-240 V AC, 50-60 Hz, ⧈ PC II

TYPE	EFFICIENCY	L·W·H (mm)	ORDER CODE
500 mA | non DIM	η 80 %	65·39·20	002-90732
500 mA | DALI-2	η 82 %	147·33·23	002-90733

DIN RAIL COMPONENTS

TYPE	W·H·D (mm)	ORDER CODE
POWER SUPPLY 220-240 V AC 96 W | 48 V DC constant voltage	90·90·60	005-652021 0
LED DRIVER DALI-2 DT6 1–2 addr. 200–1050 mA settable const. current 2×42 W | 48 V DC | U_{OUT} 10–40 V	36·88·59	005-612103 0

for more details and components see page 981

Colliers Real-estate Copenhagen, DK – by Architect Helle Nøhr with lighting design by anker & co

Get on track

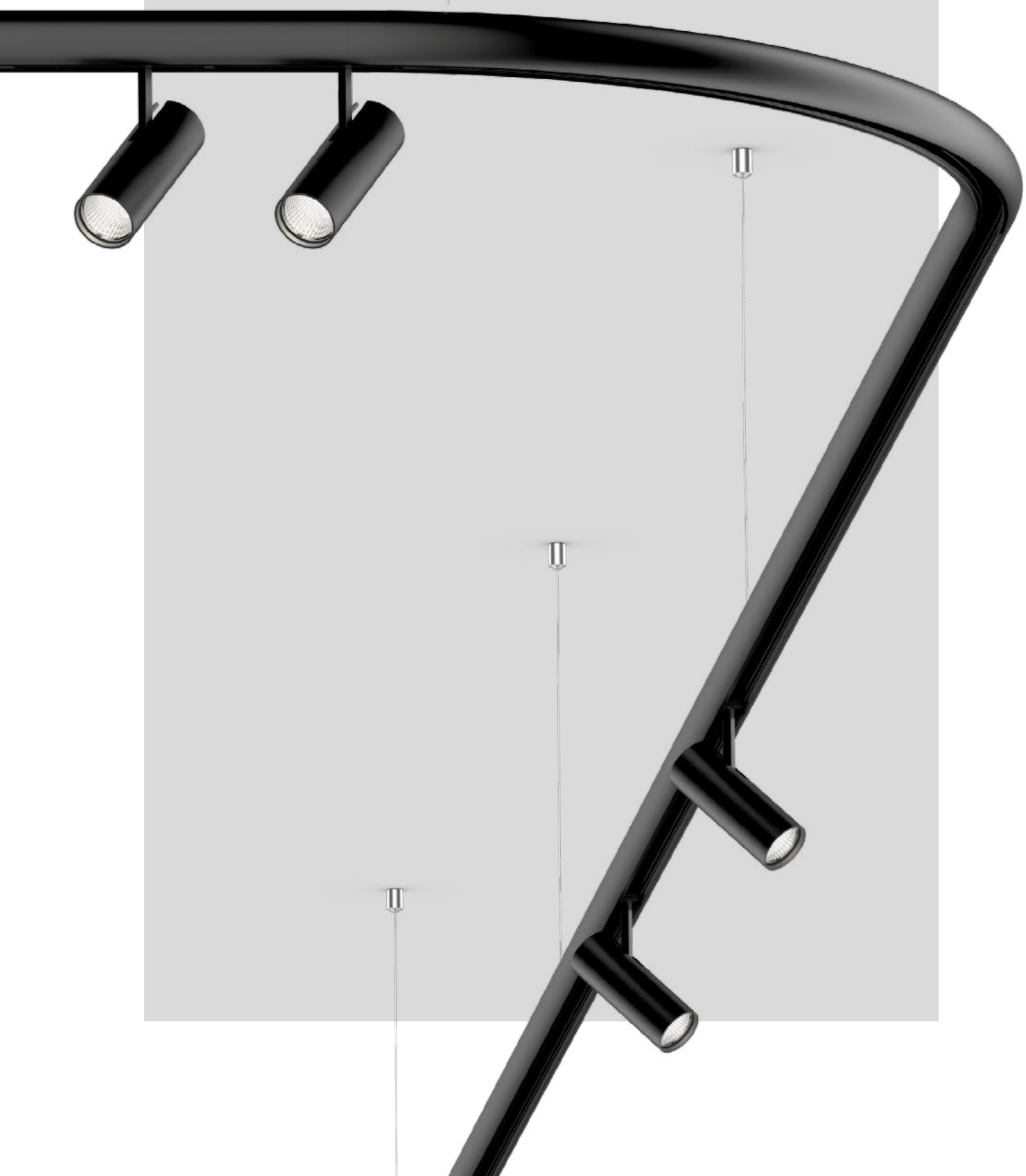

TRACK 3-phase

EN A particularly elegant and versatile track system. The three-phase track is available in square, round, or H-shaped profile form. The surface-mounted and suspended versions deliver further design freedom when combined with curved and corner connectors. The suspended H-profile enables exciting ceiling accentuation through optional light insets on the top of the profile. In many variants, the adapter disappears entirely in the profile and supports the reduced look. The high-quality appearance is enhanced by choosing between the colours white, grey, and black.

FR Un système de rails conducteurs particulièrement élégant qui séduit par sa polyvalence. Le rail à 3 phases est disponible sous forme de profilé rectangulaire, rond ou en forme de H. En combinaison avec des connecteurs courbes et d'angle, la variante en saillie et la variante suspendue offrent encore plus de liberté de conception. Le profilé en H suspendu permet une intéressante accentuation du plafond par des inserts lumineux en option sur la partie supérieure du profilé. Dans de nombreuses variantes, l'adaptateur disparaît totalement dans le profilé et contribue à un aspect minimaliste. L'apparence noble est renforcée par le choix des couleurs : blanc, gris et noir.

Types

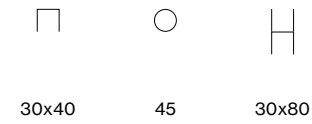

Mountings

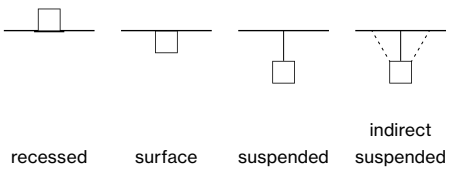

Configurations

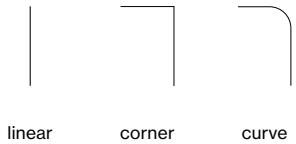

Compatible spotlights

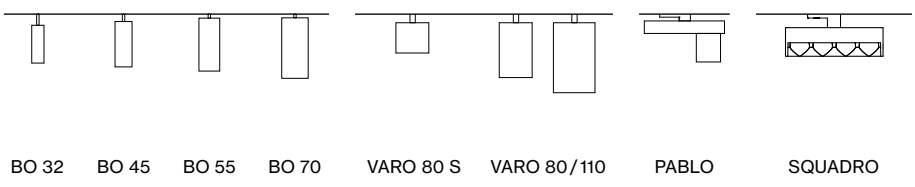

Mounting options

EN The three-phase tracks are available as recessed, surface-mounted, and suspended versions.

FR Les rails triphasés sont disponibles en encastrer, en saillie et suspendue.



Colour variety

EN Tracks are available in different standard colours: white, grey, and black.

FR Les rails de distribution sont disponibles en différentes couleurs standard : blanc, gris et noir.

Track variety

EN Available in round, square, and H-shape, the profile offers custom application options. Concealing the adapter in the profile creates a visually calm ceiling image. This concealment is available in the surface-mounted and suspended variants, in both the round and square forms. The unique feature of the suspended H-profile is that it can create indirect light by mounting, without tools, lighting insets on the top.

FR Disponible sous forme ronde, carrée et en forme de H, ce profilé offre des possibilités personnalisées de mise en œuvre. Dans la variante en saillie et la variante suspendue, disponible sous forme ronde et carrée, l'adaptateur caché dans le profilé permet d'obtenir un plafond visuellement épuré. La particularité du profilé suspendu en H : des inserts lumineux peuvent également être montés sans outil sur la partie supérieure afin de produire une lumière indirecte.

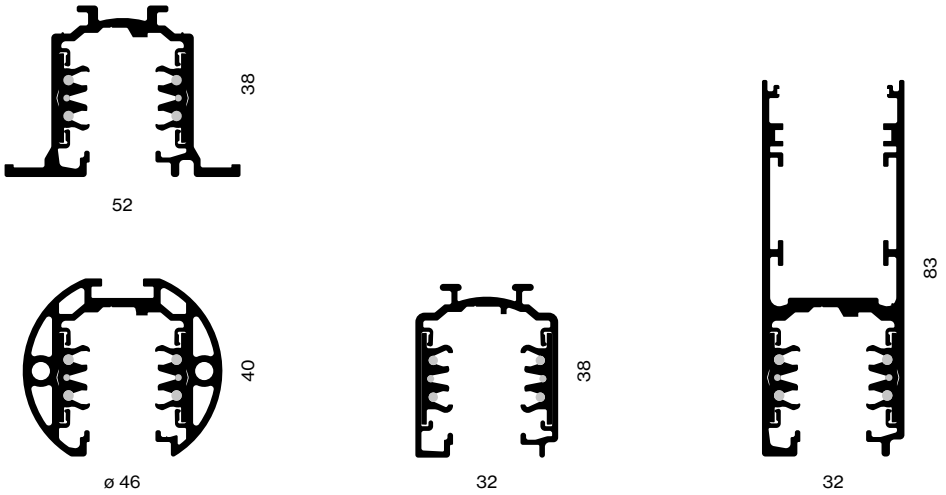

Curve and corner elements

EN Additional creative design options are opened when combined with curve and corner elements. The lighting system can thus be adapted to the different contours of the respective architecture.

FR En combinaison avec des éléments de coins et courbes, on obtient de plus des options de conception créatives. Ainsi, le système d'éclairage peut être adapté aux différents contours de l'architecture de chaque site.

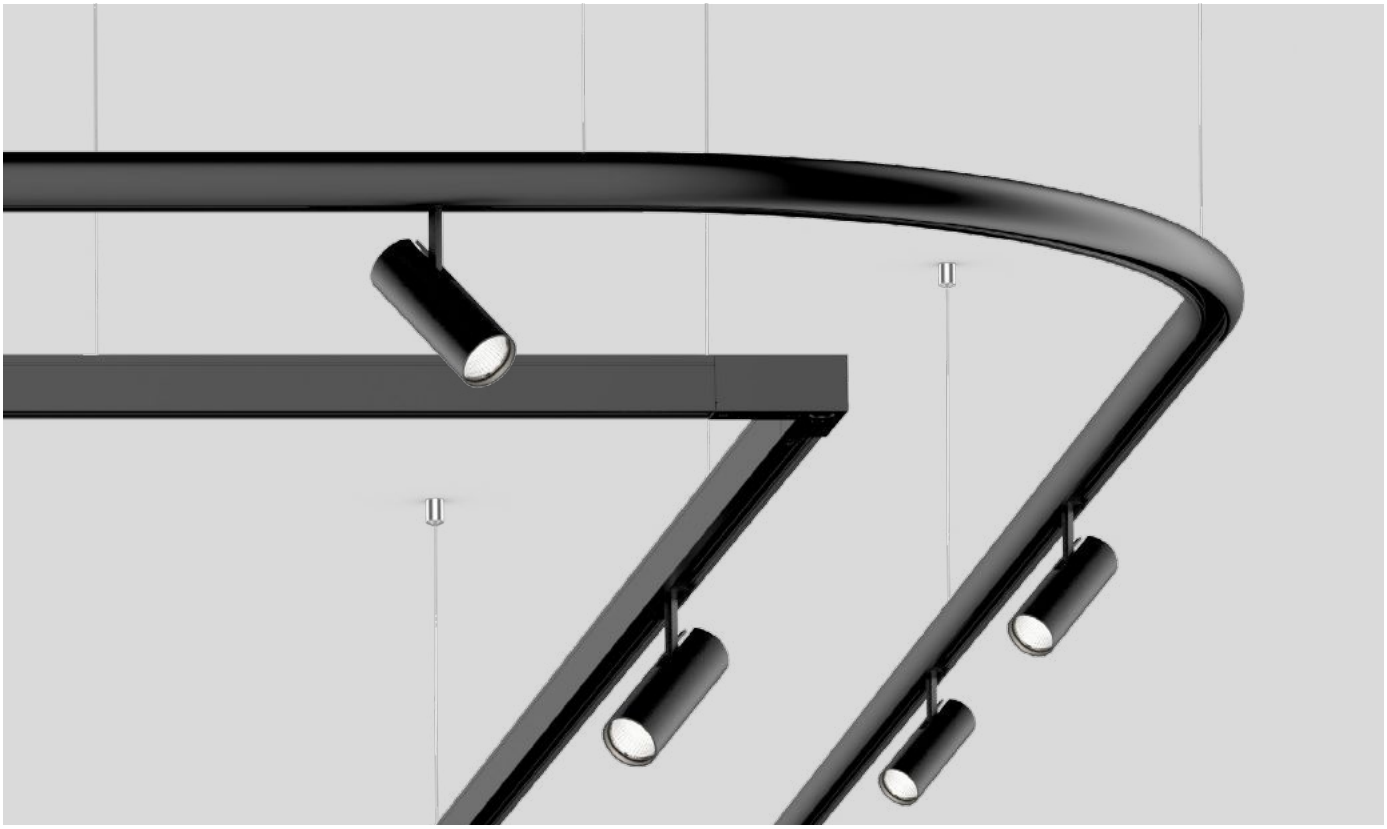

back

TRACK 3-phase

recessed / surface / suspended

Types

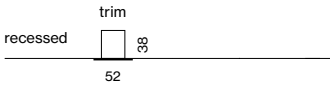

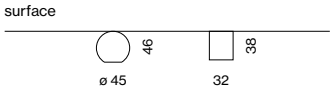

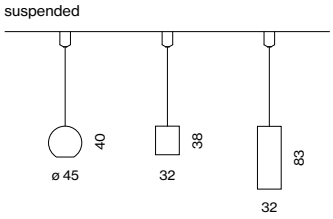

connectors

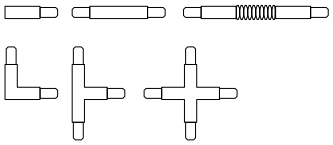

curve

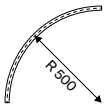

for round profile

Colours

curve connector

optimised adapter integration

back

TRACK
recessed

Order options

CONTROL

non DIM
DALI-2

MATERIAL COLOUR

○ pure white RAL 9010 7
● jet black RAL 9005 8

Pole options

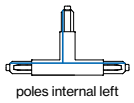
poles internal left

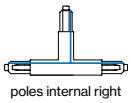
poles internal right

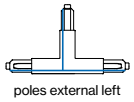
poles external left

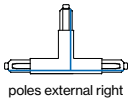
poles external right

poles end feed left

poles end feed right

TRACK 3-phase / 3-phase + DALI-2-bus

DALI 1ADDR. | 220-240V | CB | EAC

TRACK 240V-16A

33xL

L (mm)	ORDER CODE
2000	186-012213
3000	186-012313
4000	186-012413

end cap	186-022011

end feed left	186-022313
end feed right	186-022413
middle feed	186-021323

CONNECTORS 240V-16A

TYPE	ORDER CODE
linear connector	186-021113

I-connector	186-022123

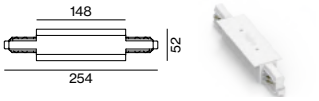

L-connector right	186-022133
L-connector left	186-022233

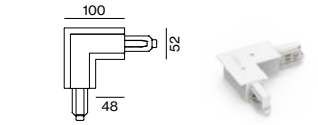

T-connector right (poles internal)	186-022143
T-connector left (poles internal)	186-022243
T-connector right (poles external)	186-022173
T-connector left (poles external)	186-022273

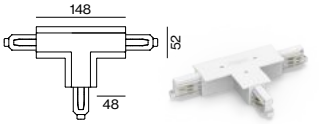

X-connector	186-022153

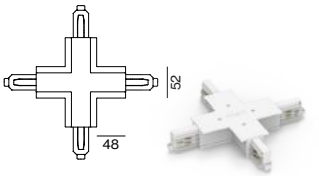

MOUNTING ACCESSORIES

TYPE	ORDER CODE
clip	186-022511 0
cutting tool	186-021911 0

back

TRACK
surface/suspended

Order options

CONTROL

non DIM
DALI-2

MATERIAL COLOUR

○ pure white RAL 9010	7
● white aluminium RAL 9006	6
● jet black RAL 9005	8

Pole options

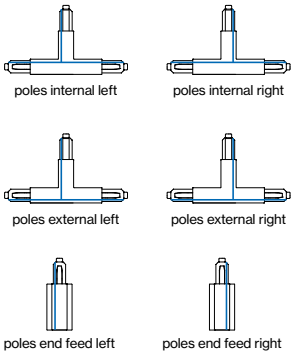

TRACK 3-phase/3-phase + DALI-2-bus

DALI 1 ADDR · 220-240V · CB · EAC

TRACK 240V-16A

L (mm)	ORDER CODE
1000	186-011123
2000	186-011223
3000	186-011323
4000	186-011423
end cap	186-021011
end feed left	186-021313
end feed right	186-021413
middle feed*	186-021323

*only available in white and black



CONNECTORS 240V-16A

TYPE	ORDER CODE
linear connector	186-021113
I-connector	186-021123
L-connector right	186-021133
L-connector left	186-021233
T-connector right (poles internal)	186-021143
T-connector left (poles internal)	186-021243
T-connector right (poles external)	186-021173
T-connector left (poles external)	186-021273
X-connector	186-021153
adjustable corner connector	186-021163

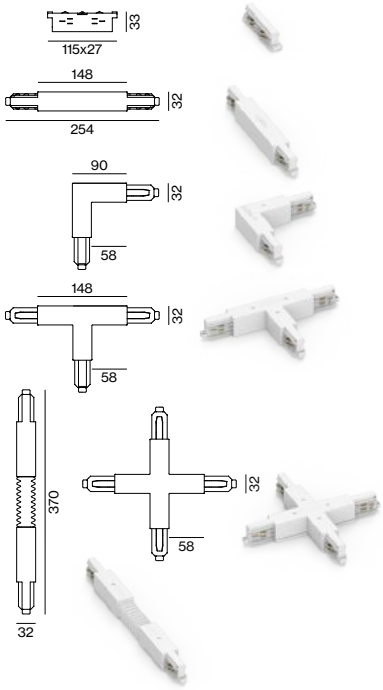

MOUNTING ACCESSORIES

TYPE	ORDER CODE
ceiling clip	186-021511
pendant clip cable	186-021521
pendant clip rod	186-021541
joiner piece cable	186-021531
joiner piece rod	186-021551
cutting tool	186-0219110

SUSPENSION KIT

TYPE	ORDER CODE
pendant 1000	186-021611
cable 1500	186-0217110
cable 3000	186-0217210
cable 6200	186-0217310

back

TRACK high
surface/suspended

Order options

CONTROL

non DIM
DALI-2

MATERIAL COLOUR

○ pure white RAL 9010	7
● jet black RAL 9005	8

Options on request

LIGHT OPTIC COVER

inset indirect

Pole options

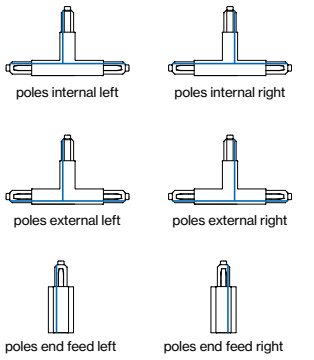

TRACK high 3-phase/3-phase + DALI-2-bus

DALI 1ADDR. | 220-240V | CB | EAC

TRACK 240V-16A

L (mm)	ORDER CODE
1000	186-016113
2000	186-016213
3000	186-016313
4000	186-016413
end cap	186-026011
end feed left	186-026313
end feed right	186-026413
middle feed	186-021323

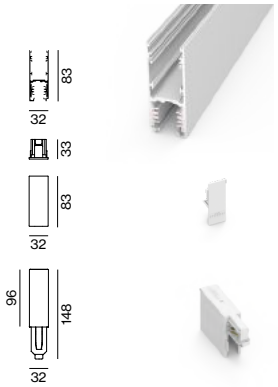

CONNECTORS 240V-16A

TYPE	ORDER CODE
linear connector	186-026113
I-connector	186-026123
L-connector right	186-026133
L-connector left	186-026233
T-connector right (poles internal)	186-026143
T-connector left (poles internal)	186-026243
T-connector right (poles external)	186-026173
T-connector left (poles external)	186-026273
X-connector	186-026153

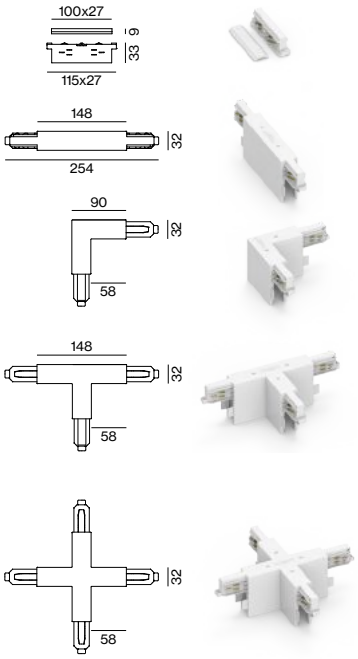

MOUNTING ACCESSORIES

TYPE	ORDER CODE
pendant clip cable	186-026521 0
pendant sheet metal clip	186-021522 0
pendant clip rod	186-026541 0
joiner piece cable	186-026531 0
joiner piece rod	186-026551 0
cutting tool	186-021911 0

SUSPENSION KIT

TYPE	ORDER CODE
pendant 1000	186-021611
cable 1500	186-021711 0
cable 3000	186-021721 0
cable 6200	186-021731 0

back

TRACK round
surface/suspended

Order options

CONTROL

non DIM
DALI-2

MATERIAL COLOUR

○ pure white RAL 9010	7
● jet black RAL 9005	8

Options on request

CONNECTOR

T-connector
X-connector

MATERIAL COLOUR

● gold dust RAL 260-M	

TRACK round 3-phase/3-phase + DALI-2-bus

DALI 1 ADDR · 220-240V · CB · EAC

TRACK 240V-16A

L (mm)	ORDER CODE
1000	186-015113
2000	186-015213
3000	186-015313
4000	186-015413

TRACK CURVE 240V-16A

TYPE	ORDER CODE
R 500 90° left	186-015853
R 500 90° right	186-015863

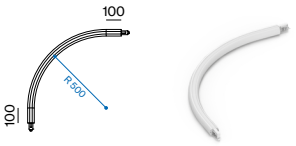

end cap	186-025011

end feed left	186-025313
end feed right	186-025413
middle feed	186-021323



CONNECTORS 240V-16A

TYPE	ORDER CODE
linear connector	186-021113



L-connector right	186-025133
L-connector left	186-025233

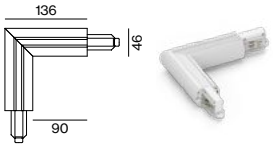

MOUNTING ACCESSORIES

TYPE	ORDER CODE
pendant clip cable	186-025521
pendant clip rod	186-025541
joiner piece cable	186-025531
joiner piece rod	186-025551
cutting tool	186-021911 0

SUSPENSION KIT

TYPE	ORDER CODE
pendant 1000	186-021611
cable 1500	186-021711 0
cable 3000	186-021721 0
cable 6200	186-021731 0

Vendrella Store Munich, DE –
by Gruschwitz

Luminaires

INSPIRATIONAL BOARD
Hör mal:
Lies mal:
Schau mal:
WIRED: 5 Levels
The Culture Code

Luminaires

MITA

NEW 314 recessed ceiling

COMBO

334 recessed

VELA

342 surface suspended

SONO

356 recessed surface loop surface

FLOW

374 surface

JANE

NEW 380 semi-recessed surface suspended

DESO
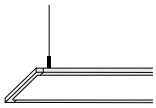
NEW 394 suspended

TASK

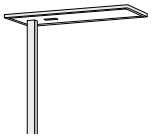
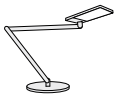
400 surface / acoustic suspended / acoustic wall free standing table

BETO
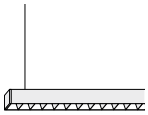
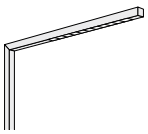
460 suspended free standing

SETA
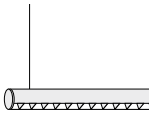
NEW 484 suspended

LENO

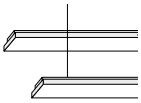
490 recessed semi-recessed surface / suspended

MINIMAL

508 recessed

FRAME

516 recessed trim

CANYON

526 recessed offset

MINO

532 surface / suspended

BASO
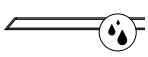
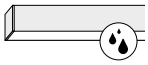
556 recessed surface

TUBO
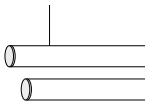
NEW 568 surface / suspended

INO
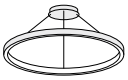
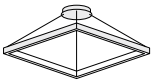
580 circle suspended square suspended

MINO CIRCLE
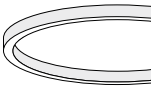
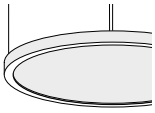
594 ceiling / acoustic suspended / acoustic

LITO

610 suspended

SONIC
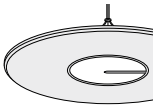

616 suspended / acoustic free standing / acoustic

LINEA
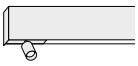
NEW 632 wall

HEX-O
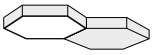
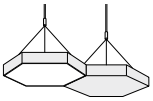
638 ceiling / acoustic suspended / acoustic

MUSE
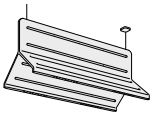
654 acoustic suspended

STRETTA

670 surface

CORNER

676 surface

RECOVER
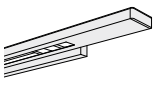
682 wall

Discreet perfection



MITA

EN MITA combines high performance with a slim design language and its wide range of applications is impressive. The product family is available as recessed or surface-mounted luminaires in a round or square design. All the versions of the luminaire have special reflectors for the best screen-compatible work lighting – perfect for use in offices or meeting rooms. MITA circle 160 recessed and its central extension also open up a wide range of new possibilities. Optional accessories can be added: covers, sensors for smart lighting control, emergency lighting inserts, or SASSO 60 spotlights with various reflectors. The product family is available in the light colours 3000 K, 4000 K, or Tunable White. Optionally, the luminaire can be equipped with a presence and brightness sensor.

FR MITA allie des performances à une esthétique toute en finesse pour proposer de multiples applications particulièrement impressionnantes. Cette gamme de produits est disponible en version luminaire à encastrer ou apparent, au format rond ou carré. Quelle que soit la version choisie, le luminaire est doté de réflecteurs spéciaux pour un éclairage de travail optimal et adapté aux écrans – parfait pour les bureaux ou salles de réunion. Grâce à une extension en son centre, la variante MITA circle 160 recessed offre en outre de nouvelles opportunités. Plusieurs accessoires sont proposés en option : diffuseurs, capteurs pour la commande intelligente de l'éclairage, modules d'éclairage de secours ou spots SASSO 60 avec différents réflecteurs. La gamme est disponible dans les températures de couleur 3000 K, 4000 K ou, en option, comme Tunable White. En option, le luminaire peut être équipé d'un capteur de présence et de luminosité.

Types

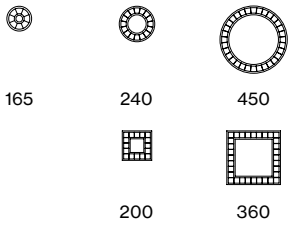

Mountings

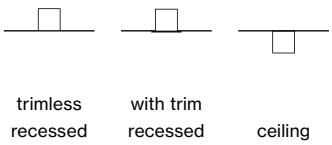

Light distributions

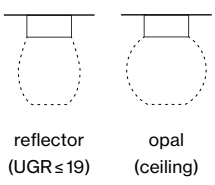

back





Quickinfo

3000 K, 4000 K, TW
CRI ≥ 80, 3 SDCM
UGR ≤ 19 / 65° ≤ 1500 cd/m²
up to 134 lm/W
L95 @ 50 000 h
non DIM, DALI-2
reflector (UGR ≤ 19)

Types



Colours

Light distribution

MITA circle 160

recessed

EN Ring shaped luminaire housing in die-cast aluminium; extremely slim design; recessed luminaire with trim (suitable for ceiling thickness of 2-25 mm); or for trimless installation in plasterboard ceilings (suitable for ceiling thickness of 12.5/15/20/25 mm); surface powder coated; incl. blind cover made of plastic in the cut-out; optional: SASSO 60 round, SASSO 60 round sensor or SASSO 60 round emergency for installation in the cut-out available as an accessory; high-gloss reflector with faceted design; energy-efficient LEDs with very good colour rendering

FR Corps de luminaire en forme d'anneau en fonte d'alu injectée ; forme extrêmement élancée; luminaire encastré avec bord continu (convient aux épaisseurs de plafond de 2-25 mm) ; ou pour encastrement sans bord en plafond en placoplâtre (convient aux épaisseurs de plafond de 12,5/15/20/25 mm) ; surface thermolaquée ; y compris le capot en plastique dans la découpe intérieure ; en option : SASSO 60 round, SASSO 60 round sensor ou SASSO 60 round emergency à insérer dans la découpe intérieure disponible comme accessoire ; réflecteur ultra-brillant avec optique à facettes ; LED économes en énergie à restitution de couleur élevée

DIN EN 12464-1
UGR ≤ 19


trimless install.
in plasterboard

SASSO 60
inset ready

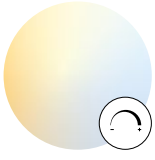
tunable white
2700 – 6500 K

Order options

COLOUR TEMPERATURE

3000 K	5
4000 K	6
tunable white 2700 – 6500 K*	D

*DALI-2 DT8

CONTROL

non DIM
DALI-2

MATERIAL COLOUR

○ pure white RAL 9010	7
● jet black RAL 9005	8

LIGHT OPTIC COVER

reflector (UGR ≤ 19)

Options on request

COLOUR RENDERING INDEX

CRI ≥ 90

GRID CEILING MOUNTING

installed in module 600 × 600 mm
installed in module 625 × 625 mm

Light distribution

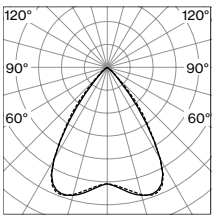

reflector (UGR ≤ 19)
direct

INSET POWER in watts is the current consumption excluding any ballast
LUMINOUS FLUX value calculated for CRI ≥ 80, colour white, reflector chrome

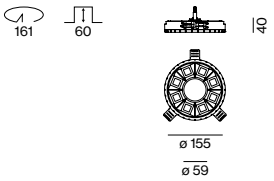

MITA circle 160 trimless

UGR ≤ 19 | cd/m² ≤ 1500 | 1 ADDR. | 300 mA | X-PERT | X-PERT

DIRECT

INSET POWER	COLOUR TEMP.	LUMINOUS FLUX	ORDER CODE
6.6 W 22 Vf	3000 K	1120 lm	074-8222 :: 1 ◪ R
300 mA	4000 K	1180 lm	

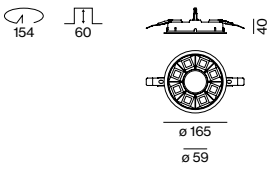

MITA circle 160 trim

UGR ≤ 19 | cd/m² ≤ 1500 | 1 ADDR. | 300 mA | X-PERT | X-PERT

DIRECT

INSET POWER	COLOUR TEMP.	LUMINOUS FLUX	ORDER CODE
6.6 W 22 Vf	3000 K	1120 lm	074-8122 :: 1 ◪ R
300 mA	4000 K	1180 lm	

Electrical accessories

POWER SUPPLY 220-240 V AC, 50-60 Hz, ⧈ PC II

TYPE	EFFICIENCY	L·W·H (mm)	ORDER CODE
300 mA | non DIM	η 89 %	147·44·22	002-911122
300 mA | DALI-2	η 87 %	97·43·30	002-911120
375 mA | DALI-2 DT8	η 83 %	129·79·30	002-911121

DIN RAIL COMPONENTS

TYPE	W·H·D (mm)	ORDER CODE
POWER SUPPLY 220-240 V AC 96 W | 48 V DC constant voltage	90·90·60	005-652021 0
LED DRIVER DALI-2 DT6 1–2 addr. 200–1050 mA settable const. current 2 × 42 W | 48 V DC | U_{OUT} 10–40 V	36·88·59	005-612103 0

for more details and components see page 981

Accessories

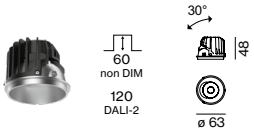

SASSO 60 SPOTLIGHT

TYPE	ORDER CODE
SASSO 60 round adjustable	see page 120
SASSO 60 round downlight	see page 120

SASSO 60 SENSOR

TYPE	ORDER CODE
SASSO 60 ESSENTIAL sensor	see page 124
SASSO 60 SENSE sensor	see page 124

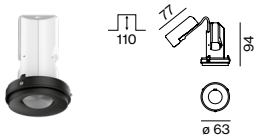

SASSO 60 EMERGENCY LIGHT

TYPE	ORDER CODE
SASSO 60 emergency light	see page 124

SASSO 60 spotlight adjustable or downlight | SASSO 60 sensor | SASSO 60 emergency light | blind cover

ALLPLAN Österreich GmbH
Graz, AT

back





Quickinfo

3000 K, 4000 K, TW
CRI ≥ 80, 3 SDCM
UGR ≤ 19 / 65° ≤ 1500 cd/m²
up to 134 lm/W
L95 @ 50 000 h
DALI-2
reflector (UGR ≤ 19)

Types

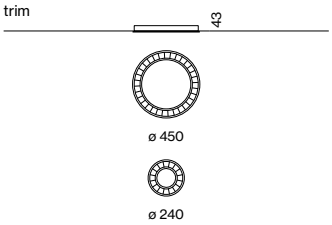

Colours

Light distribution

MITA circle 240 / 450

recessed with trim

EN Ring shaped luminaire housing in die-cast aluminium; extremely slim design; recessed luminaire with trim; optional: blind cover to cover the cut-out available as an accessory; suitable for ceiling thickness of 2-25 mm; surface powder coated; high-gloss reflector with faceted design; energy-efficient LEDs with very good colour rendering

FR Corps de luminaire en forme d'anneau en fonte d'alu injectée ; forme extrêmement élancée ; luminaire encastré avec bord continu ; en option : cache à insérer dans l'encoche intérieure disponible comme accessoire ; convient aux épaisseurs de plafond de 2-25 mm ; surface thermolaquée ; réflecteur ultra-brillant avec optique à facettes ; LED économes en énergie à restitution de couleur élevée

suitable for plasterboard or grid ceilings

DIN EN 12464-1
UGR ≤ 19

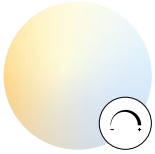

tunable white
2700 – 6500 K

Order options

COLOUR TEMPERATURE

3000 K	5
4000 K	6
tunable white 2700 – 6500 K*	D

*DALI-2 DT8

CONTROL

DALI-2

MATERIAL COLOUR

○ pure white RAL 9010	7
● jet black RAL 9005	8

LIGHT OPTIC COVER

reflector (UGR ≤ 19)

Options on request

COLOUR RENDERING INDEX

CRI ≥ 90

GRID CEILING MOUNTING

installed in module 600 × 600 mm
installed in module 625 × 625 mm

INLAY

sensor
emergency light

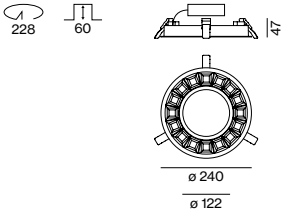

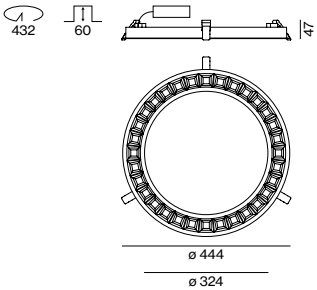

MITA circle 240 trim

UGR ≤ 19 | cd/m² ≤ 1500 | 1 ADDR. | 220-240 V | X-PERT | X-PERT

DIRECT

SYSTEM POWER	COLOUR TEMP.	LUMINOUS FLUX	ORDER CODE
14.2 W	3000 K	2080 lm	074-8114 :: 3 ◪ R
	4000 K	2200 lm	

MITA circle 450 trim

UGR ≤ 19 | cd/m² ≤ 1500 | 1 ADDR. | 220-240 V | X-PERT | X-PERT

DIRECT

SYSTEM POWER	COLOUR TEMP.	LUMINOUS FLUX	ORDER CODE
31 W	3000 K	4510 lm	074-8116 :: 3 ◪ R
	4000 K	4750 lm	
42 W	3000 K	5830 lm	074-8126 :: 3 ◪ R
	4000 K	6140 lm	

Accessories

BLIND COVER

TYPE	ORDER CODE
MITA 240 circle recessed	074-891141 ◪
MITA 450 circle recessed	074-891161 ◪

Light distribution

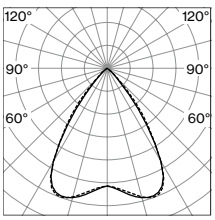

reflector (UGR ≤ 19)
direct

LUMINOUS FLUX value calculated for CRI ≥ 80, colour white, reflector chrome

Endress + Hauser GmbH
Vienna, AT – by FOKURA Luxury Interior /
Reinhard Strempfl with lighting design by
TB Heil & Schafzahl GmbH / Ing. Gerhard Heil

ALLPLAN Österreich GmbH
Graz, AT



back



Quickinfo

3000 K, 4000 K, TW
CRI ≥ 80, 3 SDCM
UGR ≤ 19 / 65° ≤ 1500 cd/m²
up to 155 lm/W
L95 @ 50 000 h
DALI-2
reflector (UGR ≤ 19)

Types

trim

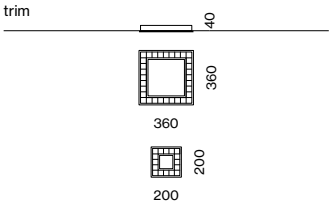

Colours

Light distribution

direct

MITA square

recessed with trim

EN Square luminaire housing in die-cast aluminium; extremely slim design; recessed luminaire with trim; optional: blind cover to cover the cut-out available as an accessory; suitable for ceiling thickness of 2-25 mm; surface powder coated; high-gloss reflector with faceted design; energy-efficient LEDs with very good colour rendering

FR Corps de luminaire carré en aluminium moulé ; forme extrêmement élancée ; luminaire encastré avec bord continu ; en option : cache à insérer dans l'encoche intérieure disponible comme accessoire ; convient aux épaisseurs de plafond de 2-25 mm ; surface thermolaquée ; réflecteur ultra-brillant avec optique à facettes ; LED économes en énergie à restitution de couleur élevée

suitable for plaster-board or grid ceilings

DIN EN 12464-1
UGR ≤ 19

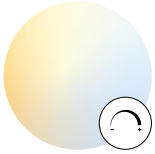

tunable white
2700 – 6500 K

Order options

COLOUR TEMPERATURE

3000 K	5
4000 K	6
tunable white 2700 – 6500 K*	D

*DALI-2 DT8

CONTROL

DALI-2

MATERIAL COLOUR

○ pure white RAL 9010	7
● jet black RAL 9005	8

LIGHT OPTIC COVER

reflector (UGR ≤ 19)

Options on request

COLOUR RENDERING INDEX

CRI ≥ 90

GRID CEILING MOUNTING

installed in module 600 × 600 mm
installed in module 625 × 625 mm



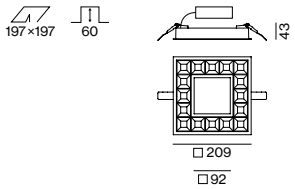

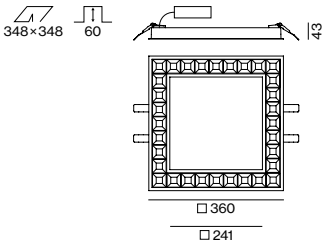

MITA square 200 trim

UGR ≤ 19 | cd/m² ≤1500 | 1 ADDR. | 220-240V | X-PERT | X-PERT

DIRECT

SYSTEM POWER	COLOUR TEMP.	LUMINOUS FLUX	ORDER CODE
14.2 W	3000 K	2080 lm	074-83143 R
	4000 K	2200 lm	

MITA square 360 trim

UGR ≤ 19 | cd/m² ≤1500 | 1 ADDR. | 220-240V | X-PERT | X-PERT

DIRECT

SYSTEM POWER	COLOUR TEMP.	LUMINOUS FLUX	ORDER CODE
31 W	3000 K	4510 lm	074-83163 R
	4000 K	4750 lm	
42 W	3000 K	5830 lm	074-83263 R
	4000 K	6150 lm	

Accessories

BLIND COVER

TYPE	ORDER CODE
MITA 200 square recessed	074-891341
MITA 360 square recessed	074-891361

Light distribution

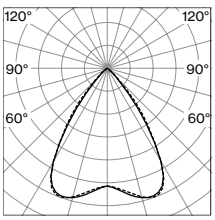

reflector (UGR ≤ 19)
direct

LUMINOUS FLUX value calculated for CRI ≥ 80, colour white, reflector chrome

Classroom
Visualisation

back



Quickinfo

3000 K, 4000 K, TW
CRI ≥ 80, 3 SDCM
UGR ≤ 19 / 65° ≤ 1500 cd/m²
up to 146 lm/W
L90 @ 50 000 h
DALI-2, DALI-2 sensor
reflector (UGR ≤ 19), opal

Types

ceiling

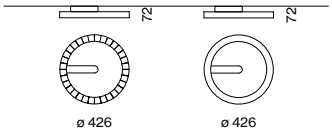

Colours

Light distributions

MITA circle

ceiling

EN Ring shaped luminaire housing in die-cast aluminium; extremely slim design (only 42 x 42 mm); surface powder coated; luminaire housing set away from ceiling; electronic operating unit installed in the surface mounted housing; surface mounted housing aligned from the ring to the center; optional: blind cover to cover the cut-out, held by magnet, available as an accessory; high-gloss reflector with faceted design; HPO (High Performance Opal) cover for uniform illumination; either with direct or direct / indirect light distribution; energy-efficient LEDs with very good colour rendering

FR Corps de luminaire en forme d'anneau en fonte d'alu injectée ; forme extrêmement élancée (seulement 42 x 42 mm) ; surface thermolaquée ; corps de luminaire écarté du plafond ; appareil de comm. électr. monté dans le boîtier appar. ; boîtier apparent dépassant au centre de l'anneau ; en option : cache, fixé par aimant dans l'encoche intérieure, disponible comme accessoire ; réflecteur ultra-brillant avec optique à facettes ; cache HPO (High Performance Opal) pour éclairage homogène ; au choix avec caractéristique de rayonnement direct ou direct / indirect ; LED économes en énergie à restitution de couleur élevée



sensor version available

version with opal cover

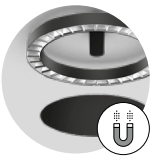

magnetic blind cover

DIN EN 12464-1 UGR ≤ 19

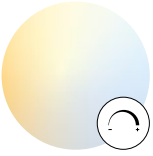

tunable white 2700 – 6500 K

Order options

COLOUR TEMPERATURE

3000 K	5
4000 K	6
tunable white 2700 – 6500 K*	D

*DALI-2 DT8

CONTROL

DALI-2	3
DALI-2 ESSENTIAL sensor (brightness & presence)	B
DALI-2 SENSE sensor (brightness, presence, temp., sound pressure, humidity, CO_2)	P

MATERIAL COLOUR

○ pure white RAL 9010	7
● jet black RAL 9005	8

LIGHT OPTIC COVER

reflector
opal

Options on request

COLOUR RENDERING INDEX

CRI ≥ 90

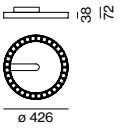

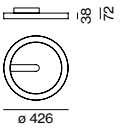

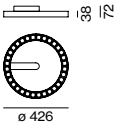

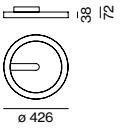

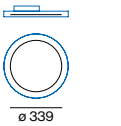

MITA circle 450 ceiling

UGR ≤ 19 | cd/m² ≤ 1500 | DALI 1 ADDR. | 220-240V | X-PERT | X-PERT

REFLECTOR DIRECT

SYSTEM POWER	COLOUR TEMP.	LUMINOUS FLUX	ORDER CODE
31 W	3000 K	4510 lm	0 7 4 - 7 5 1 1 :: ◆ ◪ R
	4000 K	4750 lm	
42 W	3000 K	5830 lm	0 7 4 - 7 5 2 1 :: ◆ ◪ R
	4000 K	6140 lm	

OPAL DIRECT

available from Q3 / 2022

SYSTEM POWER	COLOUR TEMP.	LUMINOUS FLUX	ORDER CODE
27 W	3000 K	2650 lm	0 7 4 - 7 5 1 1 :: ◆ ◪ O
	4000 K	2810 lm	

UGR ≤ 19 | cd/m² ≤ 1500 | DALI 1 ADDR. | 220-240V | X-PERT | X-PERT

REFLECTOR DIRECT / INDIRECT SOFT

SYSTEM POWER	COLOUR TEMP.	LUMINOUS FLUX	ORDER CODE
31 W	3000 K	↧ 4370 / ↥ 140 lm	0 7 4 - 7 5 3 1 :: ◆ ◪ R
	4000 K	↧ 4610 / ↥ 140 lm	
42 W	3000 K	↧ 5660 / ↥ 170 lm	0 7 4 - 7 5 6 1 :: ◆ ◪ R
	4000 K	↧ 5960 / ↥ 180 lm	

OPAL DIRECT / INDIRECT SOFT

available from Q3 / 2022

SYSTEM POWER	COLOUR TEMP.	LUMINOUS FLUX	ORDER CODE
27 W	3000 K	↧ 2570 / ↥ 80 lm	0 7 4 - 7 5 3 1 :: ◆ ◪ O
	4000 K	↧ 2730 / ↥ 80 lm	

Accessories

BLIND COVER

TYPE	ORDER CODE
MITA circle 450 ceiling	0 7 4 - 8 9 1 1 6 2 ◪
MITA circle 450 ceiling sensor	0 7 4 - 8 9 1 1 6 3 ◪

Light distribution

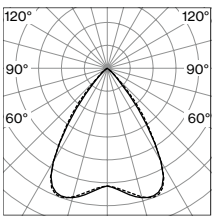

reflector (UGR ≤ 19)
direct

LUMINOUS FLUX value calculated for CRI ≥ 80, colour white, reflector chrome

Conference room
Visualisation

All-round performer

COMBO

EN COMBO has a narrow trim and is perfectly integrated into the ceiling. It creates a calm, even ceiling appearance with pleasant and uniform room illumination. The circular luminaire owes this to its opal cover. COMBO's microprismatic cover variant reduces the glare value to UGR ≤ 19: ideal for standard-compliant computer workstations. Depending on the desired lighting mood, COMBO is available in the light colours 3000 K, 4000 K, or Tunable White.

FR Une collerette de recouvrement aussi intégré que possible dans le plafond : COMBO confère au plafond un look uniforme avec un éclairage ambiant agréable et régulier. Ce luminaire circulaire doit cela à son diffuseur opale. Dans la version avec diffuseur micro prismatique, COMBO réduit la valeur d'éblouissement à un UGR ≤ 19 – ce qui est idéal pour une station de travail avec écran conforme aux normes. Selon l'ambiance lumineuse souhaitée, COMBO est disponible dans les couleurs de lumière 3000 K, 4000 K ou Tunable White.

Types

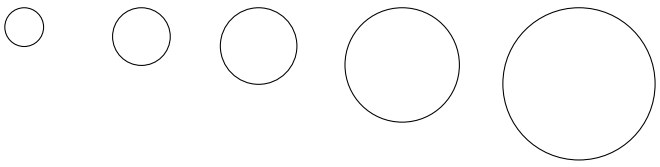

Mounting

trim
recessed

Light distributions

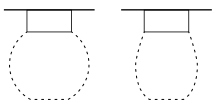

back



Quickinfo

3000 K, 4000 K
CRI ≥ 80, 3 SDCM
UGR ≤ 19 / 65° ≤ 3000 cd/m²
up to 145 lm/W
L90 @ 50 000 h
non DIM, DALI-2
opal, microprismatic (UGR ≤ 19)

Types

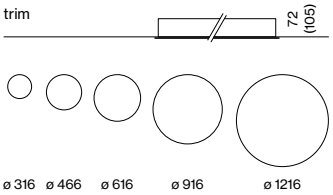

Colour

Light distribution

direct

COMBO

recessed with trim

EN Round luminaire housing in aluminium with trim; suitable for installation in plasterboard ceilings; suitable for ceiling thickness of 10-25 mm; surface powder coated; up to ø 600 mm: installation without tools using snap spring closure; highly reflective coating of the PCB for improved efficiency; completely homogeneously illuminated, satinised or microprismatic PMMA cover; energy-efficient LEDs with very good colour rendering; external converter for ceiling insertion, for through-wiring suitable

FR Corps de luminaire rond en aluminium avec bord continu ; convient à encastrement en plafond en placoplâtre ; convient aux épaisseurs de plafond de 10-25 mm ; surface thermolaquée ; jusqu'à ø 600 mm montage sans outil avec fermeture par ressort à déclic ; revêtement hautement réfléchissant sur la platine pour une meilleure efficacité énergétique ; cache PMMA, à éclairage parfaitement homogène, satiné ou microprismatique ; LED économes en énergie à restitution de couleur élevée ; convertisseur externe pour fente plafond, câblage continu adapté

Data Monitoring

DiiA® standards
251, 252, 253

DIN EN 12464-1
UGR ≤ 19

tunable white
2700 – 6500 K

Order options

COLOUR TEMPERATURE

3000 K	5
4000 K	6

CONTROL

non DIM	1
DALI-2	3

MATERIAL COLOUR

○ pure white RAL 9010

LIGHT OPTIC COVER

opal	O
microprismatic (UGR ≤ 19)	K

Options on request

COLOUR RENDERING INDEX

CRI ≥ 90

COLOUR TEMPERATURE

tunable white 2700–6500 K (2× DALI)

EMERGENCY LIGHT

1 h accupack

3 h accupack

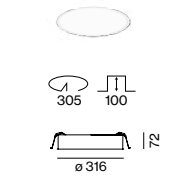

COMBO 300 trim

UGR ≤ 19 | cd/m² ≤3000 | RG 0 IEC 62471 | DALI 1 ADDR. | 220-240 V | IP 40 | X-PERT | X-PERT

DIRECT

SYSTEM POWER	COLOUR TEMP.	LUMINOUS FLUX	ORDER CODE
10.1 W	3000 K	993 lm	064-1031 ⁘ ◆ 7 ◘
	4000 K	1050 lm	

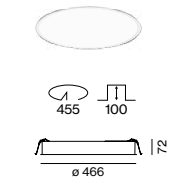

COMBO 450 trim

UGR ≤ 19 | cd/m² ≤3000 | RG 0 IEC 62471 | DALI 1 ADDR. | 220-240 V | IP 40 | X-PERT | X-PERT

DIRECT

SYSTEM POWER	COLOUR TEMP.	LUMINOUS FLUX	ORDER CODE
16.7 W	3000 K	2050 lm	064-1041 ⁘ ◆ 7 ◘
	4000 K	2170 lm	

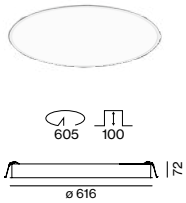

COMBO 600 trim

UGR ≤ 19 | cd/m² ≤3000 | RG 0 IEC 62471 | DALI 1 ADDR. | 220-240 V | IP 40 | X-PERT | X-PERT

DIRECT

SYSTEM POWER	COLOUR TEMP.	LUMINOUS FLUX	ORDER CODE
31 W	3000 K	4020 lm	064-1051 ⁘ ◆ 7 ◘
	4000 K	4250 lm	

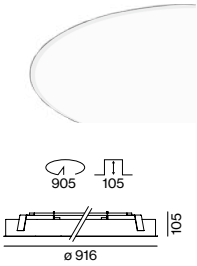

COMBO 900 trim

UGR ≤ 19 | cd/m² ≤3000 | RG 0 IEC 62471 | DALI 1 ADDR. | 220-240 V | IP 40 | X-PERT | X-PERT

DIRECT

SYSTEM POWER	COLOUR TEMP.	LUMINOUS FLUX	ORDER CODE
58 W	3000 K	7440 lm	064-1071 ⁘ 37 ◘
	4000 K	7880 lm	

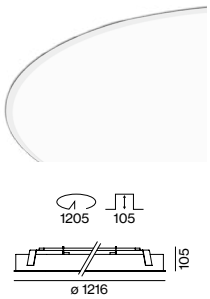

COMBO 1200 trim

UGR ≤ 19 | cd/m² ≤3000 | RG 0 IEC 62471 | DALI 3 ADDR. | 220-240 V | IP 40 | X-PERT | X-PERT

DIRECT

SYSTEM POWER	COLOUR TEMP.	LUMINOUS FLUX	ORDER CODE
92 W	3000 K	12610 lm	064-1081 ⁘ 37 ◘
	4000 K	13350 lm	

Accessories

MOUNTING RING FOR ACOUSTIC CEILING

TYPE	ORDER CODE
COMBO 300	064-1906300
COMBO 450	064-1906400
COMBO 600	064-1906500
COMBO 900	064-1906700
COMBO 1200	064-1906800

LUMINOUS FLUX value calculated for CRI ≥ 80, colour white, cover opal

Raiffeisenbank Gmunden Salzkammergut, AT –
by INNOCAD Architektur ZT

Hargassner Energy World Linz, AT –
by architekten berger.hofmann og & tech3
Projektentwicklung GmbH with lighting design
by AREA C.I.DESIGN GmbH

HARGASSNER
HARGASSNER

Timeless perfection

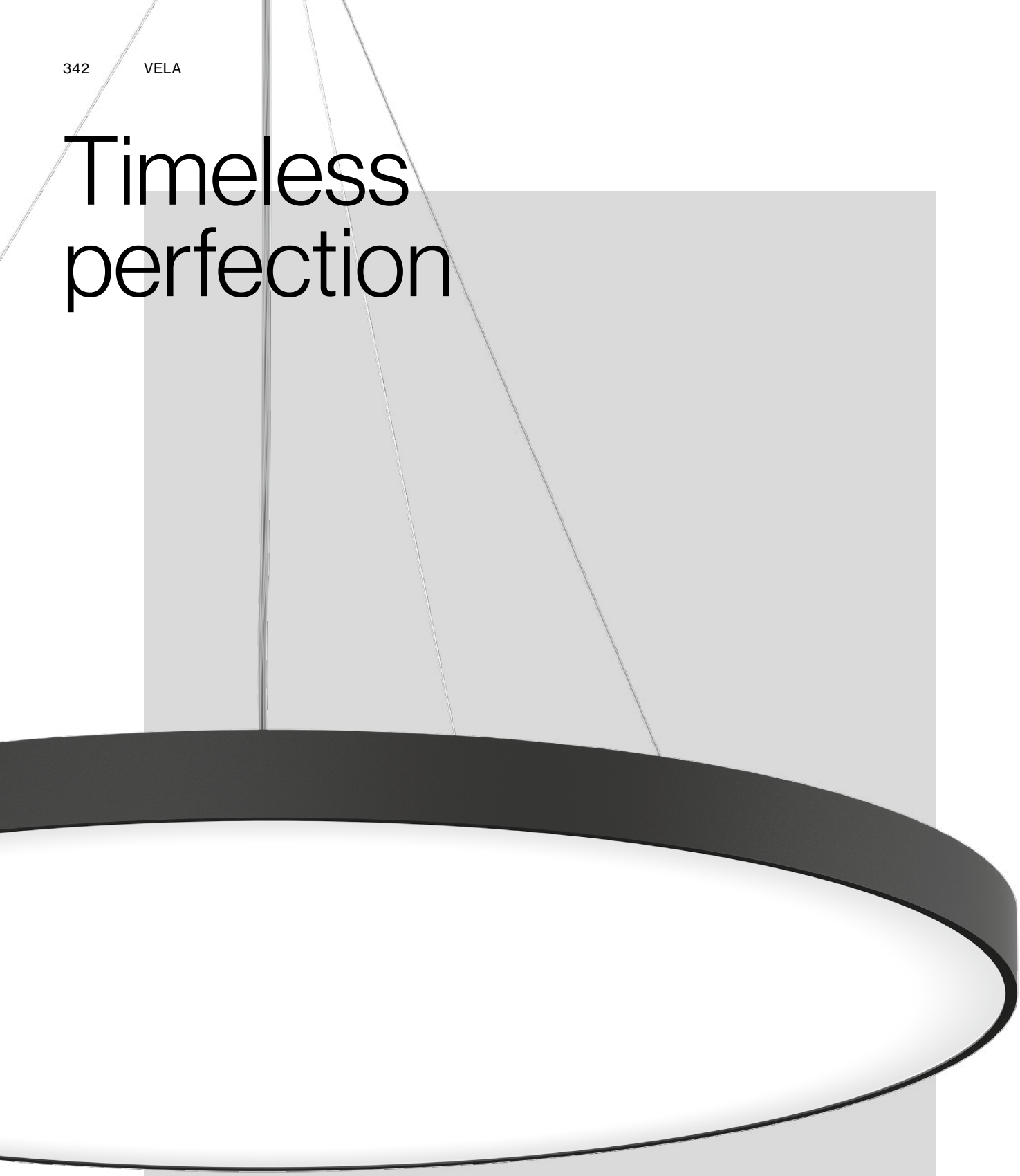

VELA

EN As one of XAL's first round luminaires, VELA has been perfected over the years. Innovative technology hides behind its flat, minimalistic design. VELA surface can be wall or ceiling mounted. The suspended version has either a classic cable suspension or a chrome-plated pendulum tube suspension that can be shortened. To adapt to a variety of interior designs, VELA is available in an extensive colour palette and in the light colours 3000 K, 4000 K, or Tunable White (2700 K – 6500 K) on request. A microprismatic cover is ideal for workstations. An opal cover provides homogeneous basic lighting. An optional direct / indirect beam characteristic illuminates the ceiling and creates ambience.

FR VELA a été l'un des premiers luminaires ronds de XAL et a constamment été perfectionné au fil des années. Dans son design plat et minimaliste se cache une technologie innovante. Tandis que VELA Surface est adapté au montage mural ou au plafond, la variante suspendue est disponible avec un fil de suspension classique ou un tube de suspension chromé, individuellement sécable. Afin de pouvoir s'adapter à une grande variété de designs d'intérieur, VELA est disponible dans une large gamme de couleurs et dans les température de couleurs 3000 K, 4000 K ou Tunable White (2700 K – 6500 K). Avec un diffuseur microprismatique, VELA est destiné à l'éclairage d'un poste de travail, avec un diffuseur opale, il fournira un éclairage de base homogène. Une caractéristique de rayonnement direct / indirect disponible en option illumine le plafond et crée une belle atmosphère.

Types

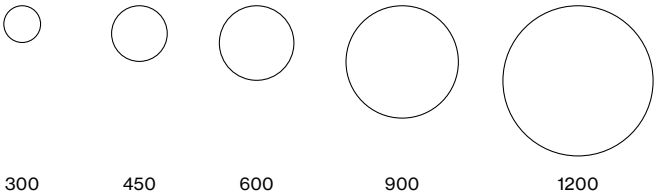

Mountings

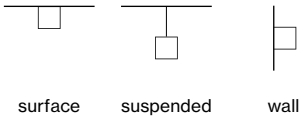

Light distributions

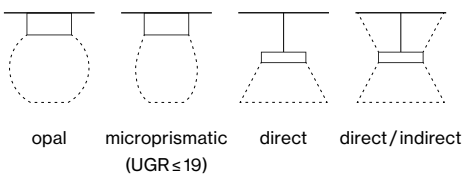

back

Quickinfo

3000 K, 4000 K
CRI ≥ 80, 3 SDCM
UGR ≤ 19 / 65° ≤ 3000 cd/m²
up to 153 lm/W
L90 @ 50 000 h
non DIM, DALI-2
opal, microprismatic (UGR ≤ 19)

Types

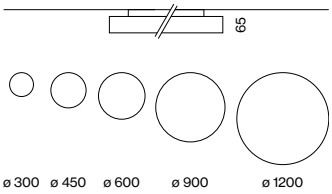

Colours

standard xal.com/colours

Light distributions

direct direct indir.

DiiA® standards
251, 252, 253

DIN EN 12464-1
UGR ≤ 19

easy mounting
(click-system)

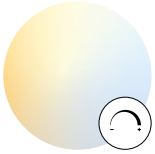

tunable white
2700 – 6500 K

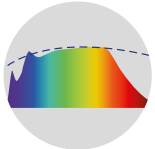

CRI ≥ 98
XPECTRUM

VELA

surface

EN Round luminaire housing in aluminium, rolled profile, seamlessly welded; surface powder coated; quick mounting system without tools; highly reflective coating of the PCB for improved efficiency; completely homogeneously illuminated, satinised PMMA cover; up to ø 600 mm: microprismatic PMMA cover; either with direct or direct / indirect light distribution; energy-efficient LEDs with very good colour rendering; luminaire with 2 cable openings and plug-in terminals for through wiring

FR Corps de luminaire rond en aluminium, profil roulé, soudé sans trace visible ; surface thermolaquée ; système de montage rapide, sans outil ; revêtement hautement réfléchissant sur la platine pour une meilleure efficacité énergétique ; cache PMMA, à éclairage parfaitement homogène, satiné ; jusqu'à ø 600 mm : cache PMMA microprismatique ; au choix avec caractéristique de rayonnement direct ou direct / indirect ; LED économes en énergie à restitution de couleur élevée ; luminaire avec 2 ouvertures câblage et borne enfichable pour câblage passant

Order options

COLOUR TEMPERATURE

3000 K	5
4000 K	6

CONTROL

non DIM	1
DALI-2	3

MATERIAL COLOUR

pure white RAL 9010	7
white aluminium RAL 9006	G
jet black RAL 9005	8
special colours p. 992	X

LIGHT OPTIC COVER

opal high performance	O
microprismatic (UGR ≤ 19)	K

Options on request

COLOUR RENDERING INDEX

CRI ≥ 90
CRI ≥ 98 XPECTRUM

COLOUR TEMPERATURE

tunable white 2700 – 6500 K

DALI-2 DT8

EMERGENCY LIGHT

1 h accupack
3 h accupack

not available for VELA 300

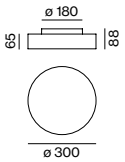

VELA 300 surface

UGR ≤ 19 · cd/m² ≤3000 · DALI 1 ADDR. · 220-240V · IP40 · X-PERT · X-PERT

DIRECT

SYSTEM POWER	LUMINOUS FLUX	ORDER CODE
10.1 W	1050 lm	073-113 1 :: ◇ ◪ ◘
16.5 W	1800 lm	073-113 2 :: ◇ ◪ O

DIRECT / INDIRECT SOFT

SYSTEM POWER	LUMINOUS FLUX	ORDER CODE
10.1 W	↧1110 / ↥54 lm	073-113 7 :: ◇ ◪ ◘
16.5 W	↧1900 / ↥92 lm	073-113 8 :: ◇ ◪ O

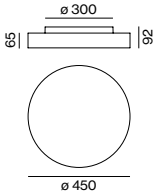

VELA 450 surface

UGR ≤ 19 · cd/m² ≤3000 · DALI 1 ADDR. · 220-240V · IP40 · X-PERT · X-PERT

DIRECT

SYSTEM POWER	LUMINOUS FLUX	ORDER CODE
16.7 W	2170 lm	073-114 1 :: ◇ ◪ ◘
30 W	3620 lm	073-114 2 :: ◇ ◪ O

DIRECT / INDIRECT SOFT

SYSTEM POWER	LUMINOUS FLUX	ORDER CODE
16.7 W	↧2140 / ↥84 lm	073-114 7 :: ◇ ◪ ◘
30 W	↧3580 / ↥140 lm	073-114 8 :: ◇ ◪ O

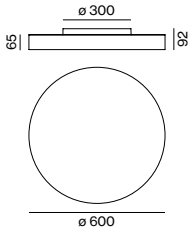

VELA 600 surface

UGR ≤ 19 · cd/m² ≤3000 · DALI 1 ADDR. · 220-240V · IP40 · X-PERT · X-PERT

DIRECT

SYSTEM POWER	LUMINOUS FLUX	ORDER CODE
31 W	4250 lm	073-115 1 :: ◇ ◪ ◘
42 W	5600 lm	073-115 0 :: 3 ◪ O
48 W	6290 lm	073-115 2 :: ◇ ◪ O

DIRECT / INDIRECT SOFT

SYSTEM POWER	LUMINOUS FLUX	ORDER CODE
31 W	↧4220 / ↥118 lm	073-115 7 :: ◇ ◪ ◘
42 W	↧5560 / ↥155 lm	073-115 6 :: 3 ◪ O
48 W	↧6250 / ↥174 lm	073-115 8 :: ◇ ◪ O

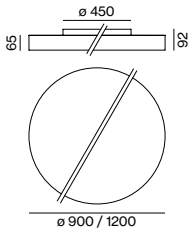

VELA 900 ceiling

UGR ≤ 19 · cd/m² ≤3000 · DALI 1 ADDR. · 220-240V · IP40 · X-PERT · X-PERT

DIRECT

SYSTEM POWER	LUMINOUS FLUX	ORDER CODE
71 W	9520 lm	073-117 1 :: 3 ◪ ◘

VELA 1200 ceiling

UGR ≤ 19 · cd/m² ≤3000 · RG0 IEC 62471 · DALI 3 ADDR. · 220-240V · IP40 · X-PERT · X-PERT

DIRECT

SYSTEM POWER	LUMINOUS FLUX	ORDER CODE
147 W	20600 lm	073-118 1 :: 3 ◪ ◘

Accessories

TYPE	ORDER CODE
dismounting tool (for ø600/900/1200)	073-1100000

LUMINOUS FLUX value calculated for 4000 K, CRI ≥ 80, colour white, cover opal 3000 K -5 %

Optician and Eyeware Külling
St. Gallen, CH –
by HEIKAUS Concept GmbH

Killing.

VELA

suspended

EN Round luminaire housing in aluminium, rolled profile, seamlessly welded; surface powder coated; suspended; with integrated tool-less suspension height adjustment; incl. transparent feed or with height adjustable rod suspension (chrome), feed in rod; highly reflective coating of the PCB for improved efficiency; completely homogeneously illuminated, satinised PMMA cover; up to ø600 mm: microprismatic PMMA cover; either with direct or direct/indirect light distribution; indirect component with special PCBs for increased luminous flux and maximum ceiling illumination; energy-efficient LEDs with very good colour rendering; canopy with 2 cable openings and plug-in terminal for through wiring

FR Corps de luminaire rond en aluminium, profil roulé, soudé sans trace visible ; surface thermolaquée ; suspendu ; réglage en hauteur sans outil au luminaire ; incl. conduit d'alimentation transp ou avec suspension pouvant être raccourcie (chrome), conduit d'alimentation dans le tube de suspension ; revêtement hautement réfléchissant sur la platine pour une meilleure efficacité énergétique ; cache PMMA, à éclairage parfaitement homogène, satiné ; jusqu'à ø600 mm : cache PMMA microprismatique ; au choix avec caractéristique de rayonnement direct ou direct/indirect ; partie indirecte avec platines dédiées pour un flux lumineux accru et un éclairage maximal du plafond ; LED économes en énergie à restitution de couleur élevée ; cache-piton avec 2 orifices de câblage et clIP de fixation pour câblage continu

Quickinfo

3000 K, 4000 K
CRI ≥ 80, 3 SDCM
UGR ≤ 19 / 65° ≤ 3000 cd/m²
up to 153 lm/W
L90 @ 50 000 h
non DIM, DALI-2
opal, microprismatic (UGR ≤ 19)

Types

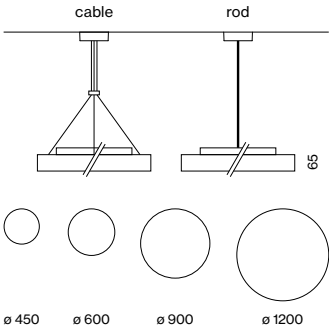

Colours

standard

xal.com/colours

Light distributions

DiiA® standards
251, 252, 253

DIN EN 12464-1
UGR ≤ 19

direct/indirect
illumination

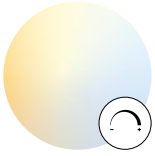

tunable white
2700 – 6500 K

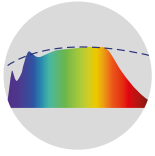

CRI ≥ 98
XPECTRUM

Order options

SUSPENSION

cable 1500 mm	2
rod 1000 mm	4

COLOUR TEMPERATURE

3000 K	5
4000 K	6

CONTROL

non DIM	1
DALI-2	3

MATERIAL COLOUR

○ pure white RAL 9010	7
● white aluminium RAL 9006	G
● jet black RAL 9005	8
special colours* p. 992	X

*canopy always in white

LIGHT OPTIC COVER

opal high performance	O
microprismatic (UGR ≤ 19)	K

Options on request

COLOUR RENDERING INDEX

CRI ≥ 90
CRI ≥ 98 XPECTRUM

SUSPENSION

rod 2000 mm

COLOUR TEMPERATURE

tunable white 2700 – 6500 K

DALI-2 DT8

EMERGENCY LIGHT

1 h accupack
3 h accupack

Light distributions

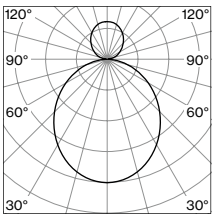

opal high performance
direct / indirect power

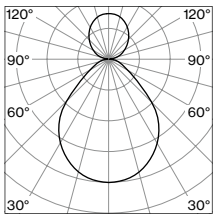

microprismatic
direct / indirect power

LUMINOUS FLUX value calculated for 4000 K, CRI ≥ 80, colour white, cover opal 3000 K -5 %

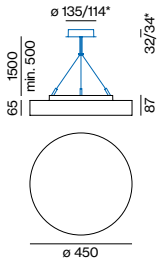

*rod version

VELA 450 suspended

UGR ≤ 19 | cd/m² ≤ 3000 | RG 0 IEC 62471 | DALI 1 ADDR. | 220-240 V | IP 40 | X-PERT | X-PERT

DIRECT

SYSTEM POWER	LUMINOUS FLUX	ORDER CODE
16.7 W	2170 lm	0 7 3 - 1 ☌ 4 1 ⁘ ⇕ ◪ ◘
30 W	3620 lm	0 7 3 - 1 ☌ 4 2 ⁘ ⇕ ◪ ○

UGR ≤ 19 | cd/m² ≤ 3000 | RG 0 IEC 62471 | DALI 1 ADDR. | 220-240 V | IP 40 | X-PERT | X-PERT

DIRECT / INDIRECT POWER

SYSTEM POWER	LUMINOUS FLUX	ORDER CODE
21.1 W	↧2070 / ↥812 lm	0 7 3 - 1 ☌ 4 4 ⁘ ⇕ ◪ ◘
35 W	↧3250 / ↥1270 lm	0 7 3 - 1 ☌ 4 5 ⁘ ⇕ ◪ ○

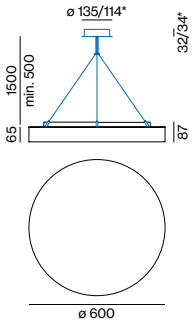

*rod version

VELA 600 suspended

UGR ≤ 19 | cd/m² ≤ 3000 | RG 0 IEC 62471 | DALI 1 ADDR. | 220-240 V | IP 40 | X-PERT | X-PERT

DIRECT

SYSTEM POWER	LUMINOUS FLUX	ORDER CODE
31 W	4250 lm	0 7 3 - 1 ☌ 5 1 ⁘ ⇕ ◪ ◘
42 W	5600 lm	0 7 3 - 1 ☌ 5 0 ⁘ 3 ◪ ○
48 W	6290 lm	0 7 3 - 1 ☌ 5 2 ⁘ ⇕ ◪ ○

UGR ≤ 19 | cd/m² ≤ 3000 | RG 0 IEC 62471 | DALI 2 ADDR. | 220-240 V | IP 40 | X-PERT | X-PERT

DIRECT / INDIRECT POWER

SYSTEM POWER	LUMINOUS FLUX	ORDER CODE
45 W	↧4350 / ↥1970 lm	0 7 3 - 1 ☌ 5 4 ⁘ ⇕ ◪ ◘
68 W	↧6290 / ↥2850 lm	0 7 3 - 1 ☌ 5 5 ⁘ ⇕ ◪ ○

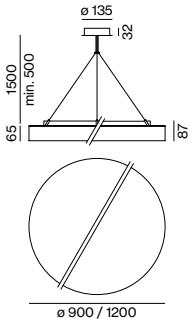

VELA 900 suspended

UGR ≤ 19 | cd/m² ≤ 3000 | RG 0 IEC 62471 | DALI 1 ADDR. | 220-240 V | IP 40 | X-PERT | X-PERT

DIRECT

SYSTEM POWER	LUMINOUS FLUX	ORDER CODE
71 W	9520 lm	0 7 3 - 1 2 7 1 ⁘ 3 ◪ ◘

UGR ≤ 19 | cd/m² ≤ 3000 | RG 0 IEC 62471 | DALI 1 ADDR. | 220-240 V | IP 40 | X-PERT | X-PERT

DIRECT / INDIRECT POWER

SYSTEM POWER	LUMINOUS FLUX	ORDER CODE
96 W	↧9520 / ↥4670 lm	0 7 3 - 1 2 7 4 ⁘ 3 ◪ ◘

VELA 1200 suspended

UGR ≤ 19 | cd/m² ≤ 3000 | RG 0 IEC 62471 | DALI 3 ADDR. | 220-240 V | IP 40 | X-PERT | X-PERT

DIRECT

SYSTEM POWER	LUMINOUS FLUX	ORDER CODE
147 W	20600 lm	0 7 3 - 1 2 8 1 ⁘ 3 ◪ ◘

UGR ≤ 19 | cd/m² ≤ 3000 | RG 0 IEC 62471 | DALI 4 ADDR. | 220-240 V | IP 40 | X-PERT | X-PERT

DIRECT / INDIRECT POWER

SYSTEM POWER	LUMINOUS FLUX	ORDER CODE
185 W	↧20600 / ↥6060 lm	0 7 3 - 1 2 8 4 ⁘ 3 ◪ ◘

Hostpoint AG
Rapperswil-Jona, CH –
by Büronauten AG

MASCHAGENCY GmbH & Co.kg
Munich, DE – by Gruschwitz GmbH

Sparkasse Berlin, DE –
by blocher partners

1.02

For heavy-duty use



SONO

EN The SONO family of circular luminaires was created especially for heavy-duty use. It has increased dust and insect protection (IP50), and is characterised by an all-round robust housing (IK07). In addition, the SONO IP54 offers increased moisture protection. The SONO Flex recessed luminaire can be recessed or fixed in two positions by employing the Jut-Out function. This can minimise the contrast between the luminaire and ceiling, or change the appearance in the room. As a mounted luminaire, SONO ensures homogeneous ambient illumination thanks to its narrow frame and opal cover. All versions are available in the light colours 3000K, 4000K, or Tunable White.

FR La gamme de luminaires ronds SONO a été spécialement conçue pour les utilisations exigeantes. Elle offre une protection accrue contre la poussière et les insectes (IP50) et se démarque par son boîtier robuste de tous les côtés (IK07). Qui plus est, le SONO IP54 est mieux protégé contre l'humidité. Le luminaire à encastrer SONO Flex peut être encastré ou, grâce à la fonction Jut Out, monté en saillie dans deux positions : idéal pour réduire au minimum le contraste entre le luminaire et le plafond ou pour transformer l'apparence dans la pièce. En version apparente, SONO produit un éclairage d'ambiance harmonieux grâce à un cadre fin et à un diffuseur opale. Toutes les variantes sont disponibles dans les températures de couleur 3000K, 4000K ou Tunable White.

Types

260 350 450 600

Mountings

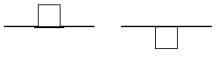

flex trim recessed surface

Light distributions

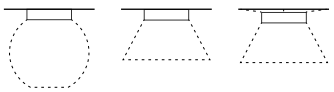

opal direct direct / indirect

Jut-Out

EN The SONO Flex recessed luminaire can assume two positions: recessed into the ceiling or protruding through its Jut-Out function. This allows a change of its effect in a room and the luminaire can either be accentuated or visually blended into the surroundings.

FR Le luminaire à encastrer SONO Flex peut être monté dans deux positions : encastré dans le plafond ou, grâce à la fonction Jut-out, en saillie. Il est ainsi possible d'en modifier l'effet visuel soit en le faisant ressortir, soit en l'intégrant à l'esthétique de la pièce.

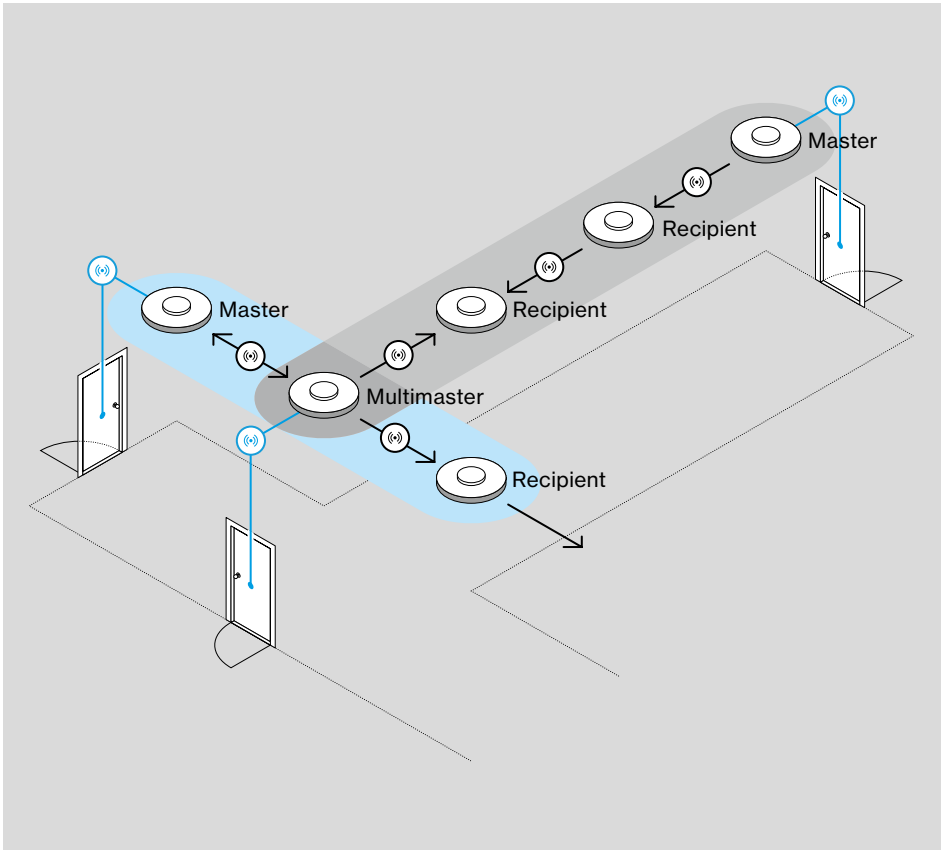

Smart controls

EN Thanks to an implemented Radar Control System (RCS), SONO reacts to lighting conditions and movements in its vicinity. Brightness and presence sensors wirelessly adjust the light output. The corridor function registers an individual and successively switches luminaires on and off, depending on the direction in which they are moving.

FR Doté d'un système de commande radar (RCS) intégré, SONO est capable de réagir aux conditions de luminosité et aux mouvements à l'intérieur du périmètre. Des capteurs de luminosité ou de présence ajustent sans fil la lumière aux circonstances. La fonction de couloir détecte une personne puis, en fonction du sens dans lequel elle se déplace, allume et éteint successivement les luminaires.

Homogenous quality

EN As a recessed luminaire, SONO blends harmoniously into the ceiling. Thanks to its narrow frame and opal cover, the SONO surface-mounted version provides soft, homogeneous ambient light.

FR En tant que luminaire à encastrer, SONO s'intègre harmonieusement dans le plafond. En version apparente, SONO diffuse un éclairage d'ambiance des plus harmonieux grâce à un cadre fin et à un diffuseur opale.



Robust housing

EN The SONO family of circular luminaires was created especially for heavy-duty use. It has increased dust and insect protection (IP 50), and is characterised by an all-round robust housing (IK 07).

FR La gamme de luminaires ronds SONO a été spécialement conçue pour les utilisations exigeantes. Elle offre une protection accrue contre la poussière et les insectes (IP 50) et se démarque par son boîtier robuste de tous les côtés (IK 07).



TW – Tunable White

EN Changes in the colour of light have a substantial effect on our mood. Tunable White allows the colour temperature to be continuously adjusted from 2700 K (warm light) to 6500 K (cool light) to dynamically adapt the lighting to the time of day or ambient brightness.

FR Les variations de la température de couleur ont un puissant effet sur notre humeur. Tunable White permet le passage en continu de la température de couleur de 2700 K (lumière chaude) à 6500 K (lumière froide), afin d'adapter l'éclairage de manière dynamique à l'heure ou à la luminosité ambiante.



Quickinfo

3000 K, 4000 K
CRI ≥ 80, 3 SDCM
up to 133 lm/W
L90 @ 50 000 h
non DIM, DALI-2
opal cover
IP 50

Types

flex trim

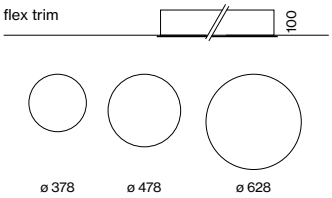

Colour

Light distribution

direct

SONO flex

recessed with trim

EN Round recessed luminaire in aluminium, consisting of (SONO) light housing and recessed housing; housing with trim suitable for installation in plasterboard ceilings; suitable for ceiling thickness of 10-25 mm; optionally: installation in concrete ceilings with a special installation housing (available as an accessory); surface powder coated; luminaire installs in housing without tools optionally flush or protruding by 25 mm; completely homogeneously illuminated, satinised PMMA cover; same luminance for all size versions; energy-efficient LEDs with very good colour rendering; luminaire with 2 cable openings and plug-in terminals for through wiring

FR Luminaire rond encastré en alu, composé de corps de luminaire (SONO) et boîtier d'encastr. ; boîtier avec bord continu convient pour un encastrement en plafonds en placoplâtre ; convient aux épaisseurs de plafond de 10-25 mm ; en option : encastrement dans plafonds en béton au moyen d'un boîtier d'installation pour le béton (disponible comme accessoire) ; surface thermolaquée ; Luminaire encastrable sans outil dans boîtier au choix en affleurement dans le plafond ou saillant sur 25 mm ; cache PMMA, à éclairage parfaitement homogène, satiné ; luminance identique pour toutes les variantes de taille ; LED économes en énergie à restitution de couleur élevée ; luminaire avec 2 ouvertures câblage et borne enfichable pour câblage passant

DiiA® standards 251, 252, 253

flexible jut out 0 or 25 mm

dust and insect protection (IP 50)

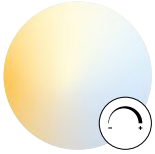

tunable white 2700 – 6500 K

Order options

IP RATING
IP50

COLOUR TEMPERATURE
3000K	5
4000K	6

CONTROL
non DIM	1
DALI-2	3

MATERIAL COLOUR
○ pure white RAL 9010

LIGHT OPTIC COVER
opal

Options on request

COLOUR RENDERING INDEX
CRI ≥ 90

COLOUR TEMPERATURE
tunable white 2700 – 6500K

DALI-2 DT8

CONTROL
RCS Master
RCS Slave

EMERGENCY LIGHT
3h accupack

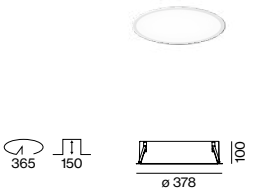

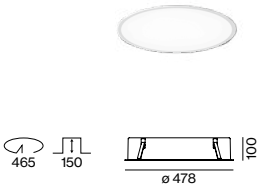

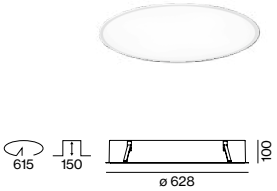

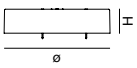

SONO FLEX 350 trim

RG0 IEC 62471 · 1 ADDR. · 220-240V · IP50 · X-PERT

DIRECT

SYSTEM POWER	COLOUR TEMP.	LUMINOUS FLUX	ORDER CODE
15.9W	3000K	1940lm	063-3238 ⁘ ⇕ 7O
	4000K	2060lm	

SONO FLEX 450 trim

RG0 IEC 62471 · 1 ADDR. · 220-240V · IP50 · X-PERT

DIRECT

SYSTEM POWER	COLOUR TEMP.	LUMINOUS FLUX	ORDER CODE
23.2W	3000K	2850lm	063-3248 ⁘ ⇕ 7O
	4000K	3010lm	

SONO FLEX 600 trim

RG0 IEC 62471 · 1 ADDR. · 220-240V · IP50 · X-PERT

DIRECT

SYSTEM POWER	COLOUR TEMP.	LUMINOUS FLUX	ORDER CODE
43W	3000K	5410lm	063-3258 ⁘ ⇕ 7O
	4000K	5730lm	

Accessories

CONCRETE INSTALLATION HOUSING

TYPE	Ø·H (mm)	ORDER CODE
SONO FLEX 350	364·107	063-2238100
SONO FLEX 450	464·107	063-2248100
SONO FLEX 600	614·107	063-2258100

LUMINOUS FLUX value calculated for CRI ≥ 80, colour white, cover opal

Volksschule Erlaaer Schleife
Vienna, AT – by ARGE Architekten
Kronaus – Mitterer/Vasko & Partner

back

Quickinfo

3000 K, 4000 K
CRI ≥ 80, 3 SDCM
up to 143 lm/W
L90 @ 50 000 h
non DIM, DALI-2
opal cover
IP 40, IP 50, IP 54

Types

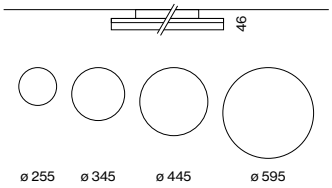

Colour

Light distributions

SONO IP 50 / IP 54

surface

EN Round luminaire housing in die-cast aluminium; surface powder coated; suitable for wall or ceiling mounting; completely homogeneously illuminated, satinised PMMA cover; same luminance for all size versions; energy-efficient LEDs with very good colour rendering; luminaire with 2 cable openings and plug-in terminals for through wiring

FR Corps de luminaire rond en fonte d'aluminium injectée ; surface thermolaquée ; convient au montage mur ou plafond ; cache PMMA, à éclairage parfaitement homogène, satiné ; luminance identique pour toutes les variantes de taille ; LED économes en énergie à restitution de couleur élevée ; luminaire avec 2 ouvertures câblage et borne enfichable pour câblage passant

DiiA® standards 251, 252, 253

easy mounting by click-mechanism

dust and insect protection (IP 54)

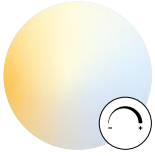

tunable white 2700 – 6500 K

Order options

IP RATING

IP50	0
IP54	8

COLOUR TEMPERATURE

3000 K	5
4000 K	6

CONTROL

non DIM	1
DALI-2	3

EMERGENCY LIGHT

3 h accupack*	N L 3

*not for IP54

MATERIAL COLOUR

○ pure white RAL 9010

LIGHT OPTIC COVER

opal

Options on request

COLOUR RENDERING INDEX

CRI ≥ 90

COLOUR TEMPERATURE

tunable white 2700 – 6500 K

DALI-2 DT8

CONTROL

RCS Master

RCS Slave

Light distribution

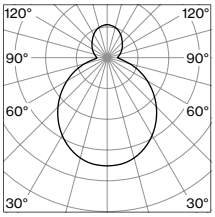

opal
direct / indirect

LUMINOUS FLUX value calculated for CRI ≥ 80, colour white, cover opal

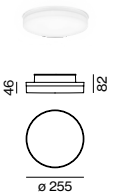

SONO 260 surface

RG 0 IEC 62471 | DALI 1 ADDR. | 220-240 V | IP54 | IK07 | X-PERT

DIRECT

SYSTEM POWER	COLOUR TEMP.	LUMINOUS FLUX	ORDER CODE
7.6 W	3000 K	950 lm	○ 7 1 - 9 1 2 6 ⁘ ⇕ 7 O
	4000 K	1010 lm	

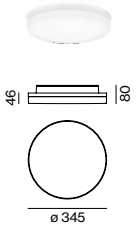

SONO 350 surface

RG 0 IEC 62471 | DALI 1 ADDR. | 220-240 V | IP54 | IK07 | X-PERT

DIRECT

SYSTEM POWER	COLOUR TEMP.	LUMINOUS FLUX	ORDER CODE
15.9 W	3000 K	2090 lm	○ 7 1 - 9 1 3 6 ⁘ ⇕ 7 O ●
	4000 K	2210 lm	

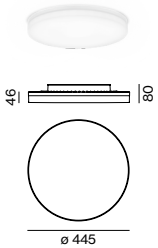

SONO 450 surface

RG 0 IEC 62471 | DALI 1 ADDR. | 220-240 V | IP54 | IK07 | X-PERT

DIRECT

SYSTEM POWER	COLOUR TEMP.	LUMINOUS FLUX	ORDER CODE
23.2 W	3000 K	3070 lm	○ 7 1 - 9 1 4 6 ⁘ ⇕ 7 O ●
	4000 K	3250 lm	

RG 0 IEC 62471 | DALI 1 ADDR. | 220-240 V | IP40 | IK07 | X-PERT

DIRECT / INDIRECT

SYSTEM POWER	COLOUR TEMP.	LUMINOUS FLUX	ORDER CODE
34 W	3000 K	↧ 3290 / ↥ 1130 lm	0 7 1 - 9 1 4 8 ⁘ ⇕ 7 O
	4000 K	↧ 3480 / ↥ 1200 lm	

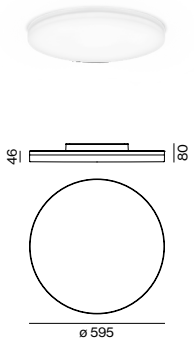

SONO 600 surface

RG 0 IEC 62471 | DALI 1 ADDR. | 220-240 V | IP54 | X-PERT

DIRECT

SYSTEM POWER	COLOUR TEMP.	LUMINOUS FLUX	ORDER CODE
43 W	3000 K	5830 lm	○ 7 1 - 9 1 5 6 ⁘ ⇕ 7 O
	4000 K	6170 lm	

RG 0 IEC 62471 | DALI 1 ADDR. | 220-240 V | IP40 | X-PERT

DIRECT / INDIRECT

SYSTEM POWER	COLOUR TEMP.	LUMINOUS FLUX	ORDER CODE
67 W	3000 K	↧ 5830 / ↥ 2840 lm	0 7 1 - 9 1 5 8 ⁘ ⇕ 7 O
	4000 K	↧ 6170 / ↥ 3010 lm	

Grundschule St. Martin in Gsies, IT –
by tasserball architekten

Kindergarten Hauderweg Linz, AT –
by Mia2 Architektur ZT KG
including lighting design

Primarschule Basel, CH – by
Stähelin Partner Architekten AG

back



Quickinfo

3000 K, 4000 K
CRI ≥ 80, 3 SDCM
uo to 133 lm/W
L90 @ 50 000 h
non DIM, DALI-2
opal cover
IK 07, IP 54

Types

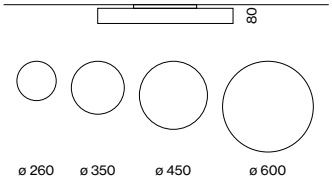

Colours

Light distribution

direct

SONO LOOP IP 54

surface

EN Round luminaire housing in die-cast aluminium; surface powder coated; fitted bezel in rolled, seamless welded aluminium profile; suitable for wall or ceiling mounting; completely homogeneously illuminated, satinised PMMA cover; same luminance for all size versions; energy-efficient LEDs with very good colour rendering; luminaire with 2 cable openings and plug-in terminals for through wiring

FR Corps de luminaire rond en fonte d'aluminium injectée ; surface thermolaquée ; bague posée en profil d'aluminium roulé et soudé sans trace visible ; convient au montage mur ou plafond ; cache PMMA, à éclairage parfaitement homogène, satiné ; luminance identique pour toutes les variantes de taille ; LED économes en énergie à restitution de couleur élevée ; luminaire avec 2 ouvertures câblage et borne enfichable pour câblage passant

DiiA® standards 251, 252, 253

easy mounting by click-mechanism

dust and insect protection (IP 54)

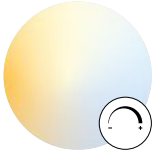

tunable white 2700 – 6500 K

Order options

IP RATING
IP 54

COLOUR TEMPERATURE
3000 K 5
4000 K 6

CONTROL
non DIM 1
DALI-2 3

MATERIAL COLOUR
○ pure white RAL 9010 7
● grey aluminium RAL 9007 D

LIGHT OPTIC COVER
opal

Options on request

COLOUR RENDERING INDEX
CRI ≥ 90

COLOUR TEMPERATURE
tunable white 2700 – 6500 K
DALI-2 DT8

CONTROL
RCS Master
RCS Slave

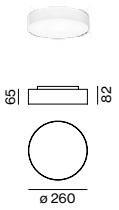

SONO LOOP 260 surface

RG 0 IEC 62471 | DALI 1 ADDR. | 220-240 V | IP54 | IK07 | X-PERT

IP 54 LUMINAIRE

SYSTEM POWER	COLOUR TEMP.	LUMINOUS FLUX	ORDER CODE
7.6 W	3000 K	881 lm	871-8126 :: ◇ ◪ O
	4000 K	933 lm	

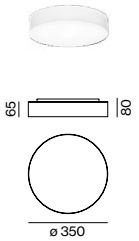

SONO LOOP 350 surface

RG 0 IEC 62471 | DALI 1 ADDR. | 220-240 V | IP54 | IK07 | X-PERT

IP 54 LUMINAIRE

SYSTEM POWER	COLOUR TEMP.	LUMINOUS FLUX	ORDER CODE
15.9 W	3000 K	1940 lm	871-8136 :: ◇ ◪ O
	4000 K	2060 lm	

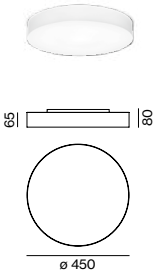

SONO LOOP 450 surface

RG 0 IEC 62471 | DALI 1 ADDR. | 220-240 V | IP54 | IK07 | X-PERT

IP 54 LUMINAIRE

SYSTEM POWER	COLOUR TEMP.	LUMINOUS FLUX	ORDER CODE
23.2 W	3000 K	2850 lm	871-8146 :: ◇ ◪ O
	4000 K	3010 lm	

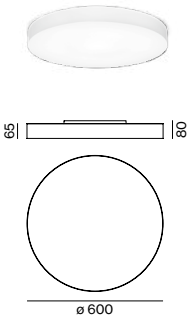

SONO LOOP 600 surface

RG 0 IEC 62471 | DALI 1 ADDR. | 220-240 V | IP54 | X-PERT

IP 54 LUMINAIRE

SYSTEM POWER	COLOUR TEMP.	LUMINOUS FLUX	ORDER CODE
43 W	3000 K	5410 lm	871-8156 :: ◇ ◪ O
	4000 K	5730 lm	

LUMINOUS FLUX value calculated for CRI ≥ 80, colour white, cover opal

006

KTM House of brands
Munderfing, AT – by Hofbauer
Liebmann Architekten ZT GmbH



The square difference

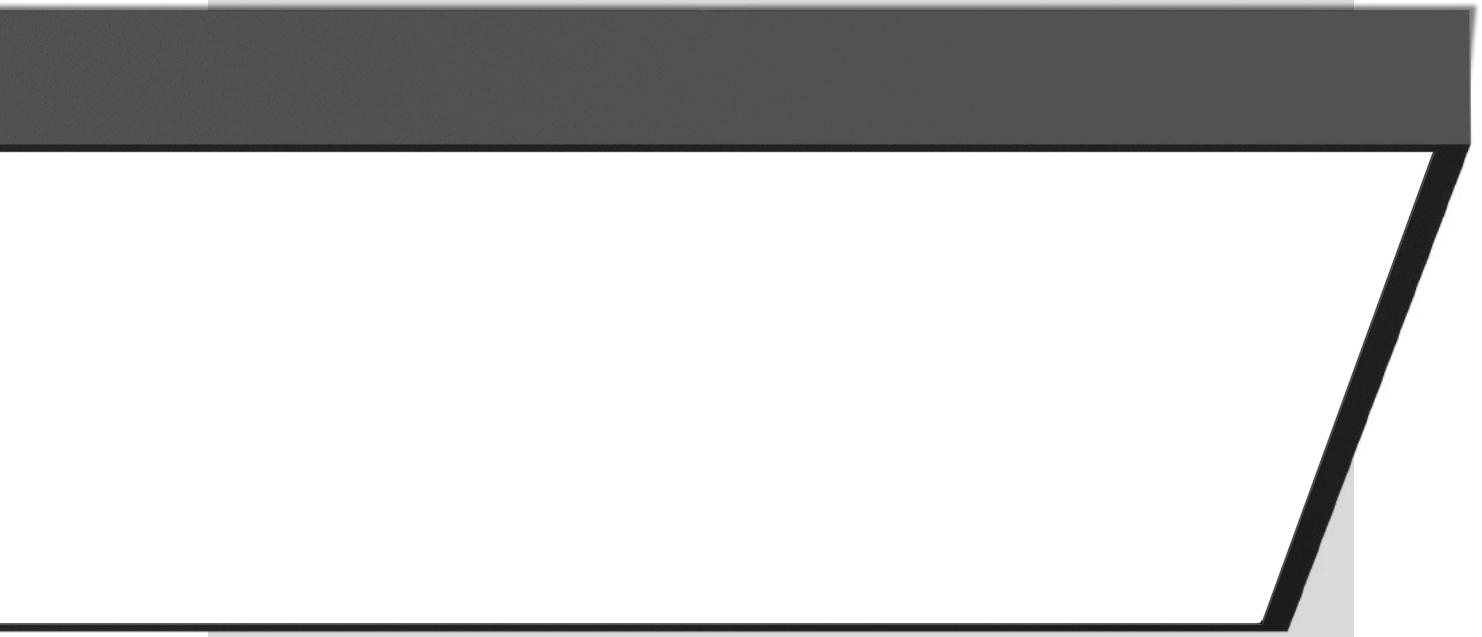

FLOW

EN FLOW is ideal for providing light in its pure form. FLOW, whether mounted on the wall or ceiling, or in its suspended variant, has a clean design and flat dimensions. Depending on the desired lighting mood, the IP 40-protected luminaire is available at 3000 K or 4000 K. An opal cover creates a uniform and pleasant light. The surface-mounted luminaire is installed quickly and without tools via a mounting plate.

FR FLOW fournit la solution idéale à ceux qui souhaitent un éclairage dans sa forme la plus pure. Qu'il soit monté sur un mur ou un plafond ou dans sa variante suspendue, FLOW se met en retrait par son aspect sobre et ses dimensions plates. En fonction de l'effet d'éclairage souhaité, cette lampe à indice de protection IP 40 est disponible en 3000 K et en 4000 K, tandis qu'un diffuseur opale crée une lumière uniforme et agréable. Dans la version suspendue, FLOW offre un éclairage efficace du plafond grâce à sa composante supplémentaire de lumière indirecte. L'installation de ce luminaire apparent est facile et se réalise sans outil via une plaque de montage.

Types

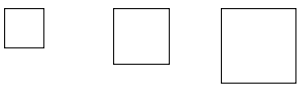

320 450 600

Mountings

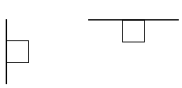

wall ceiling

Light distribution

opal

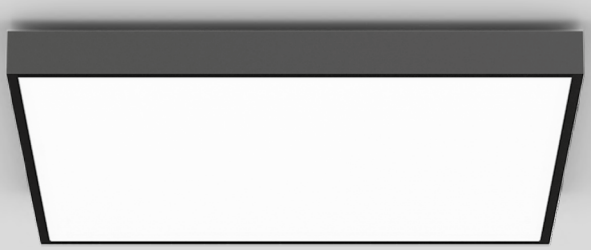

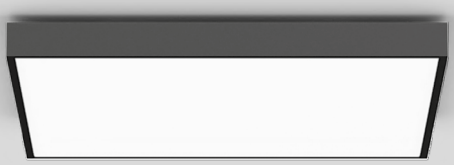

Quickinfo

3000 K, 4000 K
CRI ≥ 80, 3 SDCM
up to 146 lm/W
L90 @ 50 000 h
non DIM, DALI-2
opal, IP 40

Types

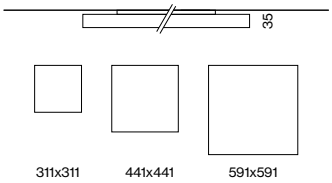

Colours

standard xal.com/colours

Light distribution

direct

FLOW

surface

EN Square aluminium luminaire housing, flat design (luminaire housing 35 mm); surface powder coated; suitable for wall or ceiling mounting, luminaire housing set 11 mm away from wall or ceiling; convenient quick mounting system without tools; direct light distribution by LGP body (Light Guiding Prism); side coupled light directed downwards by laser engraving; light control via highly reflective reflector material; completely homogeneous illumination; same luminance for all size versions; energy-efficient LEDs with very good colour rendering; luminaire with 2 cable openings and plug-in terminals for through wiring

FR Corps de luminaire carré en aluminium, forme plate (corps de luminaire 35 mm) ; surface thermolaquée ; convient au montage mur ou plafond, corps de luminaire 11mm décalé du mur ou du plafond ; système de montage rapide, convivial et sans outil ; distribution de lumière directe par LGP-Body (Light Guiding Prism) ; lumière couplée latéralement guidée vers le bas par gravure laser ; guidage lumière au moyen de matériau réflecteur hautement réfléchissant ; éclairage parfaitement homogène ; luminance identique pour toutes les variantes de taille ; LED économes en énergie à restitution de couleur élevée ; luminaire avec 2 ouvertures câblage et borne enfichable pour câblage passant

DiiA® standards
251, 252, 253

easy mounting by click-mechanism

insect protection (IP 40)

Order options

COLOUR TEMPERATURE

3000 K	5
4000 K	6

CONTROL

non DIM	1
DALI-2	3

MATERIAL COLOUR

pure white RAL 9010	7
white aluminium RAL 9006	G
jet black RAL 9005	8
special colours p. 992	X

LIGHT OPTIC COVER

opal

Options on request

MOUNTING

1500 mm cable suspension

COLOUR RENDERING INDEX

CRI ≥ 90

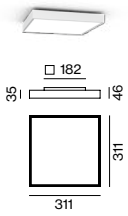

FLOW 320 surface

RG 0 IEC 62471 · 1 ADDR. · 220-240 V · IP 40 · X-PERT · X-PERT

DIRECT

SYSTEM POWER	COLOUR TEMP.	LUMINOUS FLUX	ORDER CODE
15.2 W	3000 K	2000 lm	073-0131 O
	4000 K	2120 lm	

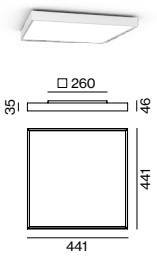

FLOW 450 surface

RG 0 IEC 62471 · 1 ADDR. · 220-240 V · IP 40 · X-PERT · X-PERT

DIRECT

SYSTEM POWER	COLOUR TEMP.	LUMINOUS FLUX	ORDER CODE
23.9 W	3000 K	3250 lm	073-0141 O
	4000 K	3440 lm	

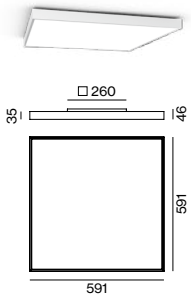

FLOW 600 surface

RG 0 IEC 62471 · 1 ADDR. · 220-240 V · IP 40 · X-PERT · X-PERT

DIRECT

SYSTEM POWER	COLOUR TEMP.	LUMINOUS FLUX	ORDER CODE
44 W	3000 K	6060 lm	073-0151 O
	4000 K	6420 lm	

Accessories

TYPE	ORDER CODE
dismounting tool	073-0100000

LUMINOUS FLUX value calculated for CRI ≥ 80, colour white, cover opal

Businesscenter
Wels, AT –
by Riepl / Riepl



Artistic light arrangements

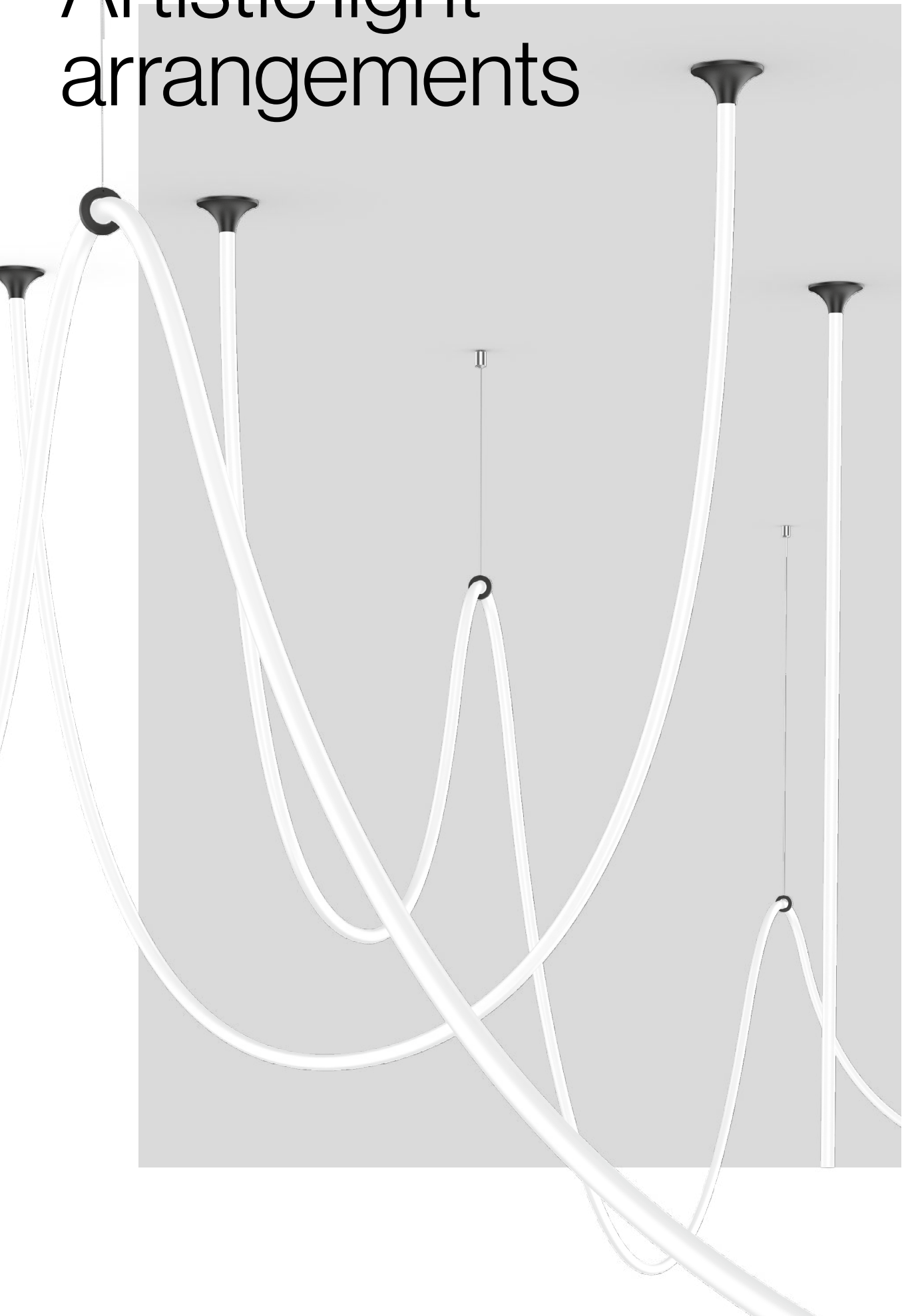

JANE

EN JANE gives flexibility in design a new dimension. The rope-like, highly flexible LED luminaire is made of food-safe silicone and offers complete freedom when designing creative ceiling and wall arrangements. JANE has a homogeneous light distribution, with a diameter of only 18 mm. At up to 10 metres long, it is ideal for small and large visions. The light cables can be easily arranged into custom patterns with the ceiling clips and cable holders. JANE is available in 3000 K or 4000 K light colours and, with CRI ≥ 90, also delivers top colour rendering. This luminaire is unique because of its appearance. It is a new, highly decorative innovation from XAL – artistic and exclusive.

FR La flexibilité du design trouve une nouvelle définition avec JANE. Fabriqué en silicone, ce luminaire LED filiforme et extrêmement flexible offre une liberté totale dans la conception de compositions créatives au plafond comme aux murs. Doté d'un diamètre de seulement 18 mm, JANE offre un faisceau homogène. Sa longueur allant jusqu'à 10 mètres le rend idéal pour les petites comme pour les grandes réalisations. Les clips de plafond et les porte-fils permettent de disposer facilement les câbles d'éclairage pour créer des motifs originaux. JANE est disponible dans les couleurs de lumière 3000 K ou 4000 K et assure un très bon rendu des couleurs avec un IRC ≥ 90. Son aspect rend ce luminaire unique : une innovation de XAL à la fois moderne et hautement décorative, rendant votre installation artistique et exclusive.

Mountings

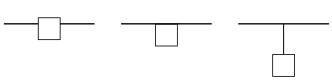

semi-recessed | surface | suspended

Light distribution

opal

Artistic sculptures

EN JANE curves along walls and loops from ceilings thanks to its flexibility. This corded, food-grade silicone luminaire promises full lighting-design freedom. Create dynamic patterns and artistic arrangements; bring unique and harmonious motion to life.

FR JANE se balance, tout en souplesse, sur le mur et au plafond. Le luminaire filiforme en silicone permet une liberté maximale dans la conception de l'éclairage. Donnez libre cours à votre imagination pour concevoir des motifs insolites et des compositions artistiques : vous allierez originalité, mouvement et harmonie.

Length variety

EN How far does your vision go? JANE adapts to your project dimensions whether expansive or confined. Create light sculptures perfectly tailored to the space and the ambience in a wide range of sizes thanks to its varying light cord lengths, from 1 to 10 m.

FR Quelle est l'ampleur de votre vision ? Qu'il s'agisse de grands ou de petits espaces, JANE s'adapte aux dimensions de votre projet. Les différentes longueurs de cordon lumineux disponibles, allant de 1m à 10 m, permettent de créer des sculptures lumineuses de différentes tailles. Idéal pour s'adapter au mieux à l'espace disponible et à l'ambiance de l'environnement.

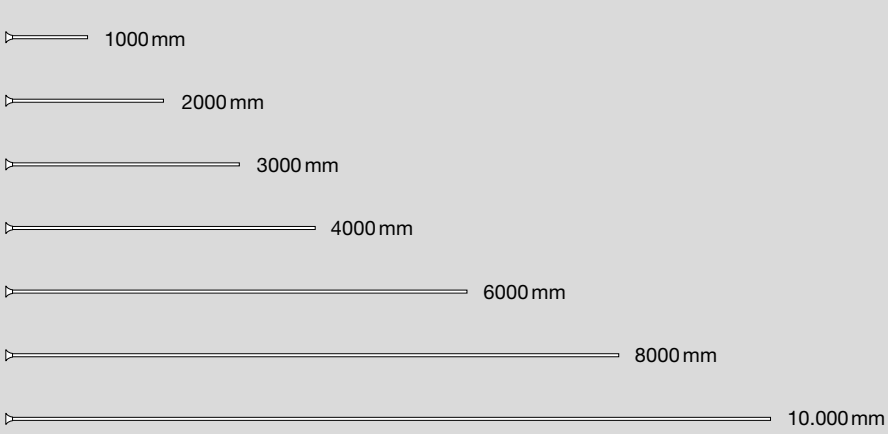

Mounting options

EN JANE attaches to ceilings or walls easily to fully meet your needs. The luminaire hangs in position with ceiling clips and cord holders. The suspended cord is height-adjustable without any tools. Let your design ideas run free. You can even arrange JANE perfectly linearly thanks to the special track guide.

FR JANE se monte facilement et en toute autonomie au plafond ou au mur. Des clips de fixation au plafond et des porte-câbles permettent de fixer le luminaire ; quant au câble, il peut être fixé en hauteur sans aucun outil. Vous avez donc le champ libre pour concevoir de nouveaux aménagements à votre guise. Vous pouvez aussi opter pour une disposition linéaire, en disposant JANE en ligne droite le long d'un rail spécial.

Mounting accessories
1. mounting set recessed
2. mounting set surface
3. mounting set suspended
4. clip surface (transparent)
5. channel surface (transparent)
6. mounting ring surface
7. mounting ring suspended

Electrical accessories
1. power supply recessed
2. power supply surface
3. power supply suspended

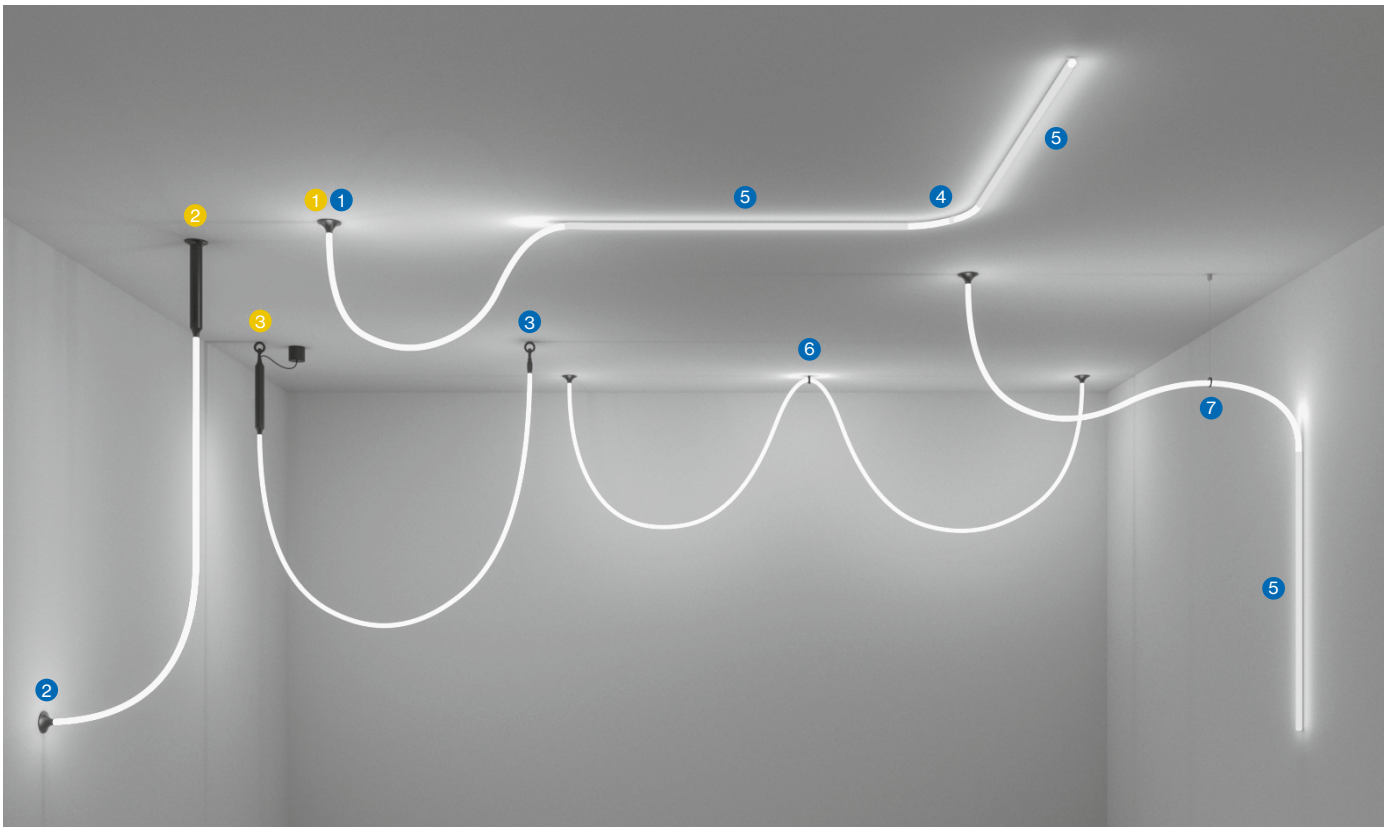

Slim and decorative

EN JANE is so much more than merely decorative. Its focussed 18 mm diameter packs enormous punch. The light cord's uniform all-round 360° beam characteristics deliver balanced illumination. Craft beautiful, swooping light sculptures and generate pleasant, homogeneous lighting wherever JANE is set.

FR Plus qu'une « simple » décoration, JANE recèle un grand potentiel dans son mince diamètre de 18 mm. Grâce à l'uniformité de son faisceau à 360°, il assure un éclairage équilibré. Ses sculptures lumineuses, loin de se contenter d'attirer le regard par leur esthétique, créent un éclairage apaisant et homogène partout où vous utilisez JANE.

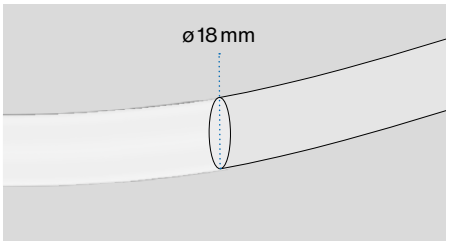



reddot winner 2020

JANE

semi-recessed / surface / suspended

EN Highly flexible light rope made of food grade silicone for creative and decorative design; extremely slim design (only 18 mm diameter); for wall-/ceiling surface mounting or suspended mounting (cable suspension, height adjustment without tools); completely homogeneously illuminated, matt surface; 360° light emission; energy-efficient LEDs with very good colour rendering; optionally with external converter for ceiling installation or suspended in combination with the light rope (available as an accessory)

FR Câble lumineux très flexible en silicone de qualité alimentaire pour un design créatif et décoratif ; forme extrêmement élancée (seulement 18 mm de diamètre) ; pour montage en surface au mur/au plafond ou pour montage suspendu (suspension par câble, réglage de la hauteur sans outil) ; surface mate, éclairée de manière totalement homogène ; diffusion de lumière à 360° ; LED économes en énergie à restitution de couleur élevée ; convertisseur externe en option pour encastrement dans le plafond ou montage suspendu en combinaison avec le câble lumineux (disponible comme accessoire)

Quickinfo

3000 K, 4000 K
CRI ≥ 90, 3 SDCM
up to 1000 lm/m
up to 71 lm/W
L80 @ 50 000 h
non DIM, DALI
IP 40

Types

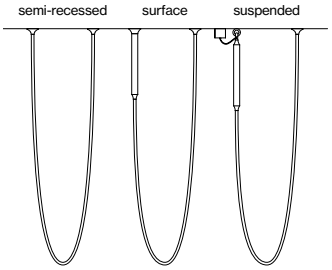

ø 18 x 1000 – 10 000

Canopy colours

Light distribution

360°

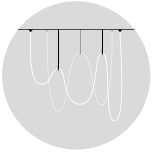

many mounting options

dust and insect protection (IP 40)

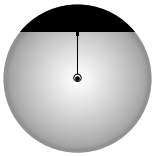

360° light emitting

Order options

COLOUR TEMPERATURE

3000 K	5
4000 K	6

CONTROL

non DIM	1
DALI	3

LENGTH L

1000 mm	1
2000 mm	2
3000 mm	3
4000 mm	4
6000 mm	6
8000 mm	8
10000 mm	0

MATERIAL COLOUR

○ pure white RAL 9010	7
● jet black RAL 9005	8

LUMINOUS FLUX value calculated for CRI ≥ 90, colour white, rope silicone

JANE semi-recessed / surface / suspended

CRI ≥ 90 · RG 0 IEC 62471 · 48 V · IP 40 · HOT PLUG SAFE

LUMINAIRE

SYSTEM POWER	COLOUR TEMP.	LUMINOUS FLUX	ORDER CODE
14.4 W/m	3000 K	812 lm/m	058-651 L::10
	4000 K	1000 lm/m	

Mounting accessories

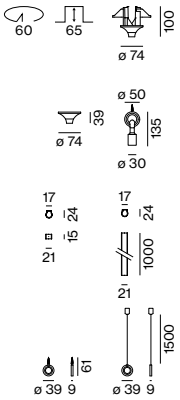

MOUNTING ACCESSORIES

	TYPE	L·W·H (mm)	ORDER CODE
1	mounting set recessed	ø 74·100	058-659021
2	mounting set surface	ø 74·39	058-659101
3	mounting set suspended	ø 50/30·135	058-659201
4	clip surface (transparent)	15·21·24	058-659141 0
5	channel surface (transparent)	1000·21·24	058-659111 0
6	mounting ring surface	ø 39·9·61	058-659161
7	mounting ring suspended	ø 39·9	058-659261

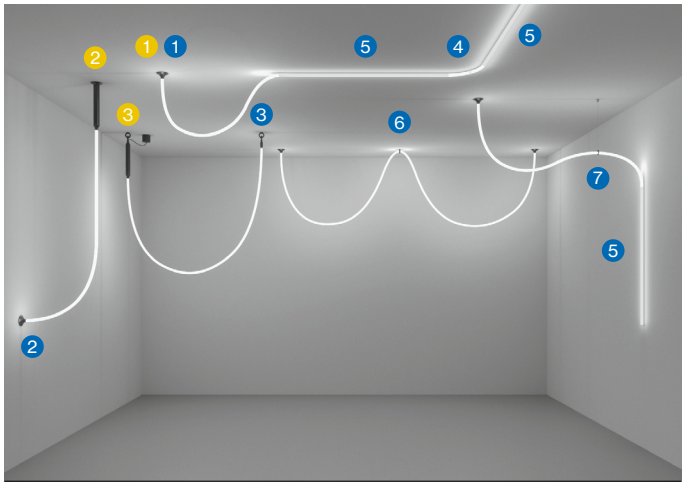

various mounting options with different mounting accessories

Electrical accessories

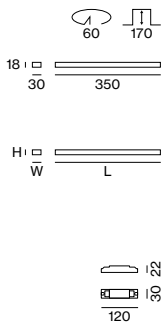

1 POWER SUPPLY RECESSED 220-240 V AC, 48 V, 50-60 Hz

TYPE		L·W·H (mm)	ORDER CODE
100 W recessed	PC II	350·30·18	002-62134
150 W recessed	PC II	350·30·18	002-62135
60 W revision opening	PC II	163·43·32	002-62133
100 W revision opening	PC II	350·30·18	002-62134
150 W revision opening	PC II	350·30·18	002-62135
250 W revision opening	PC II	400·40·22	002-62139
320 W revision opening	PC I	252·90·44	002-60320
DALI device		120·30·22	058-659933 0

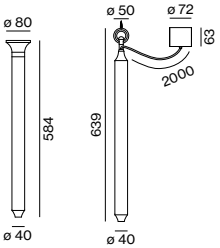

2 POWER SUPPLY SURFACE 220-240 V AC, 48 V, 50-60 Hz

TYPE		L·ø (mm)	ORDER CODE
100 W surface	PC II	584·ø40	058-659122
150 W surface	PC II	584·ø40	058-659132

3 POWER SUPPLY SUSPENDED 220-240 V AC, 48 V, 50-60 Hz

TYPE		L·ø (mm)	ORDER CODE
100 W suspended	PC II	639·ø40	058-659222
150 W suspended	PC II	639·ø40	058-659232

incl. ceiling canopy and 2000 mm power cable

Upart Werbung & Kommunikation GmbH Linz-Urfahr, AT –
by MOSER UND HAGER Architekten ZT GmbH




vrnfn.

The Raum Bolzano, IT –
by bergundtal gmbh.

Office Greenhouse Gent, BE –
by Boîte, Interieur & concept architecten

Binder Grösswang Rechtsanwälte GmbH Vienna, AT – by The Black Square Planungsbüro GmbH



Effective at work

DESO

EN A classic office luminaire that meets all requirements without being obtrusive. DESO convinces through its fantastic simple, rectangular shape. It can come with rounded corners or angular design.
Thanks to its microprismatic cover, it provides excellent workplace lighting, delivers optimum glare control of UGR ≤ 19, and is suitable for single and double workstations. The discreet indirect light distribution creates a pleasant, homogeneous ceiling illumination. An optional brightness and presence sensor automatically adjusts the lighting to the ambient brightness in the office.

FR Un luminaire de bureau classique qui répond à toutes les exigences, sans pourtant s'imposer : DESO séduit par sa forme sobre, rectangulaire – au choix en version avec arêtes ou avec des coins arrondis - et son design plat. Grâce au diffuseur microprismatique, il crée un excellent éclairage de poste de travail, offre un effet antiéblouissant optimal conformément à l'UGR ≤ 19 et est approprié pour des postes simples et doubles. En outre, son discret rayonnement indirect produit un éclairage du plafond agréable et homogène.
Un senseur de mouvement et de lumière du jour disponible en option permet d'adapter automatiquement l'éclairage à la luminosité ambiante dans le bureau.

Types



angular 1180 | angular 1480 | rounded 1180 | rounded 1480

Mounting

suspended

Light distribution

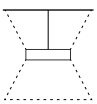

direct
indirect



Quickinfo

3000 K, 4000 K
CRI ≥ 80, 3 SDCM
UGR ≤ 19 / 65° ≤ 3000 cd/m²
up to 131 lm/W
L90 @ 50 000 h
DALI-2
microprismatic (UGR ≤ 19)

Types



DESO





DESO rounded





Colours

Light distribution

DESO

suspended

EN Rectangular luminaire housing in aluminium; choice of angular design or with rounded edges; ultra low-profile design (only 15 mm); surface powder coated; pendant fitting with cable suspension; with integrated tool-less suspension height adjustment; incl. feed (white); electronic operating unit installed in the canopy; direct / indirect light distribution by LGP body (Light Guiding Prism); side coupled light, directed up and down by laser engraving; direct component: microprismatic PMMA cover; indirect component covered with opal cover; homogeneous illumination; energy-efficient LEDs with very good colour rendering; canopy for through wiring

FR Corps de luminaire rectangulaire en aluminium ; au choix version à bords en arête ou à bords arrondis ; forme extrêm. plate (15 mm seulement) ; surface thermolaquée ; suspension par câble ; réglage en hauteur sans outil au luminaire ; câble d'alimentation inclus (blanche) ; disp. électronique d'alimentation intégré au cache-piton ; distribution de lumière directe/indirecte par LGP-Body (Light Guiding Prism) ; lumière couplée latéralement par gravure laser, dirigée vers le haut et le bas ; Partie directe : cache PMMA microprismatique ; partie indirecte recouverte avec cache opale ; éclairage homogène ; LED économes en énergie à restitution de couleur élevée ; cache-piton pour câblage continu

detail
end caps

detail rounded
end caps



DIN EN 12464-1
UGR ≤ 19



direct / indirect
illumination

Order options

COLOUR TEMPERATURE

3000 K	5
4000 K	6

CONTROL

DALI-2

MATERIAL COLOUR

○ pure white RAL 9010

LIGHT OPTIC COVER

microprismatic (UGR ≤ 19)

Options on request

CONTROL

non DIM
ESSENTIAL sensor
(brightness & presence)

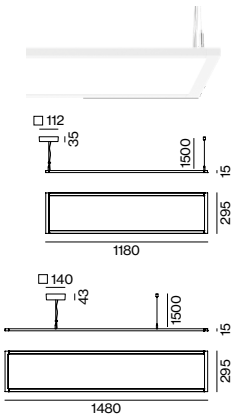

DESO suspended

UGR ≤ 19 | cd/m² ≤3000 | RG 0 IEC 62471 | DALI 1 ADDR. | 220-240 V | X-PERT | X-PERT

DIRECT / INDIRECT

SYS. POWER	COLOUR TEMP.	LUM. FLUX	L (mm)	ORDER CODE
39 W	3000 K	↧2750 / ↥2090 lm	1180	0 7 4 - 2 2 4 4 :: 3 7 P
	4000 K	↧2910 / ↥2210 lm		
64 W	3000 K	↧3360 / ↥2540 lm	1480	0 7 4 - 2 2 4 5 :: 3 7 P
	4000 K	↧4400 / ↥3340 lm		

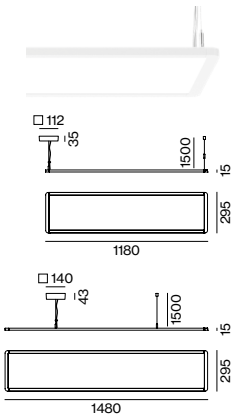

DESO rounded suspended

UGR ≤ 19 | cd/m² ≤3000 | RG 0 IEC 62471 | DALI 1 ADDR. | 220-240 V | X-PERT | X-PERT

DIRECT / INDIRECT

SYS. POWER	COLOUR TEMP.	LUM. FLUX	L (mm)	ORDER CODE
39 W	3000 K	↧2750 / ↥2090 lm	1180	0 7 4 - 3 2 4 4 :: 3 7 P
	4000 K	↧2910 / ↥2210 lm		
64 W	3000 K	↧3360 / ↥2540 lm	1480	0 7 4 - 3 2 4 5 :: 3 7 P
	4000 K	↧4400 / ↥3340 lm		

Technical data

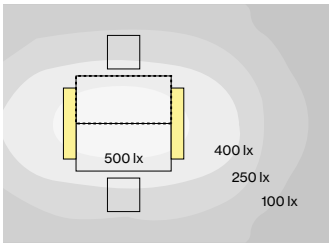

DESO suspended, 39 W, 4000 K, direct / indirect

ROOM VALUES

Room dimensions	5.4 × 4 × 2.8 m
Reflection factor	0.7 | 0.5 | 0.2
Maintenance factor	0.8
Suspension height	2.25 m

CALCULATION SURFACE ·····

Surface dimensions	1.6 × 0.8 m
Surface height	0.75 m
Average illuminance (E_m)	> 500 lx
Uniformity (U_0)	> 0.6

GLARE EVALUATION

Table Classification X=4H | Y=8H | S=0.25H

UGR transversal	≤ 16
UGR axial	≤ 16

≥ 65° ≤ 3000 cd/m²

Light distribution

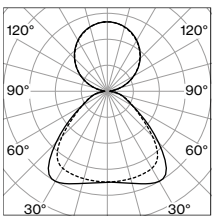

microprismatic
direct / indirect

LUMINOUS FLUX value calculated for
CRI ≥ 80, colour white, cover microprismatic

Highlight Towers Munich, DE –
lighting design by Lumen3 GbR

Ultra-slim office series

TASK

EN The ultra-slim TASK series fulfils all requirements of modern office lighting while being impressively flexible. Innovative technology and highly efficient LEDs meet minimalistic design. Thanks to its microprismatic cover, TASK provides bright and glare-minimised work light. The large product family includes ceiling, wall, floor, and table luminaires in a shared, sleek design language. The optional indirect light provides pleasant ceiling illumination. In addition, the ESSENTIAL sensor enables dynamic adjustment of the TASK S system and the floor luminaire to the ambient brightness and room activity. The SENSE variant also measures values such as temperature, air quality, humidity, and noise level. The SENSE sensor is IoT ready and enables the TASK free standing to transfer data via WLAN. For optimal room acoustics, the luminaires can be supplemented with highly effective acoustic elements with the same appearance.

FR La gamme ultrafine TASK coche toutes les cases d'un éclairage de bureau moderne – et ce, avec une remarquable flexibilité. Une technologie innovante et des LED haute performance associées à un design épuré. Grâce au diffuseur microprismatique, TASK produit une lumière de travail brillante avec un éblouissement minimal. Cette vaste gamme de produits est composée de plafonniers, d'appliques murales, de luminaires sur pied et de lampes de table au design homogène, tout en finesse. La partie indirecte proposée en option éclaire le plafond de façon très agréable. Le capteur ESSENTIAL permet en outre l'adaptation dynamique du système TASK S et du luminaire sur pied à la luminosité ambiante et à l'activité dans la pièce. La variante SENSE effectue également des mesures telles que la température, la qualité de l'air, l'humidité ambiante et le niveau sonore. Le capteur SENSE est IoT ready et permet à TASK free standing de transmettre des données par WLAN. Pour une acoustique optimale, il est possible, en option, de compléter le système d'éléments acoustiques d'aspect identique.

Types



300	320	1200	1200	600	1200	600	1200
450	450	1500	1500	900	acoustic	900	acoustic
600	600	luminaire	1800	1200		1200	
900	luminaire		2400	acoustic		acoustic	
luminaire			luminaire				

Mountings

ceiling suspended wall free standing table

Light distributions

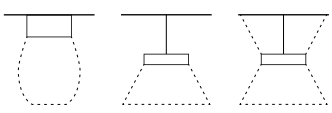

microprismatic (UGR ≤ 19) direct direct / indirect

Ultra-slim and versatile

EN TASK combines an ultra-slim design with innovative lighting technology. These include, in particular, an LGP (Light Guiding Prism), which directs the laterally coupled light from highly efficient LEDs upwards and downwards. It creates a pleasant room atmosphere through a balanced relationship between direct and indirect light.

FR TASK combine un design ultraplat avec une technologie d'éclairage innovante. En font partie un LGP (Light Guiding Prism) qui dirige la lumière couplée latéralement de LEDs à haute efficience vers le haut et le bas. Il crée un bel équilibre entre lumière directe et indirecte et donc une atmosphère agréable.

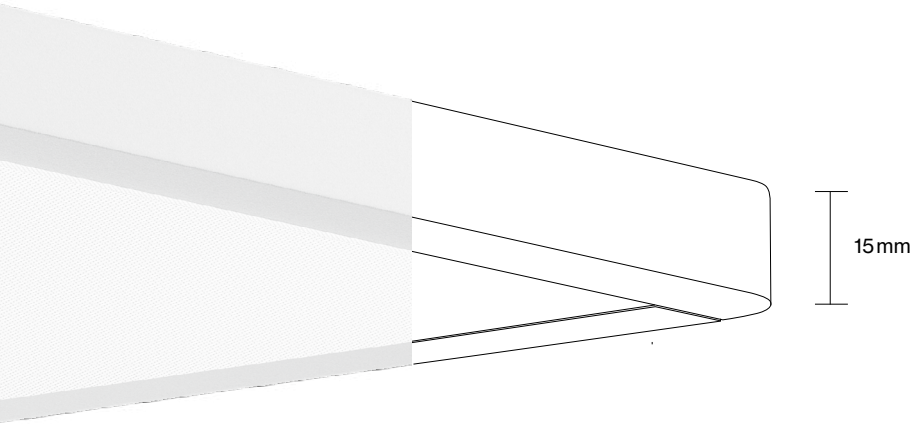

One design – many options

EN Thanks to a variety of shapes and mounting options, available individually but also as a system variant, TASK creates uniform lighting solutions for the most diverse projects. Pendant or surface-mounted luminaires for walls and ceilings can be supplemented by mobile floor and table luminaires. Flexible in use and uniform in design.

FR La lumière est un facteur déterminant – mais elle n'est pas le seul facteur. Une acoustique agréable a elle aussi un effet important sur la satisfaction au travail. Des panneaux acoustiques en six couleurs et constitués de 60 % de PET recyclé complètent la série TASK et réduisent les bruits ambiants dans les bureaux. Afin de pouvoir travailler de manière concentrée et productive.

Advanced sensor technology

EN The TASK S single luminaire and the TASK Free Standing adapt to daylight and room activity. Integrated motion sensors automatically dim the lighting while smart daylight sensors enable the light intensity to be adjusted to the ambient brightness. In addition, the SENSE version measures values such as temperature, air quality, humidity, and noise level. These data provide important insights into the conditions and use of rooms, and also support energy savings in the long term. The data from the sensors is transmitted via DALI. The SENSE sensor is IoT ready and enables the TASK free standing to transfer data via WLAN.

FR Le luminaire individuel TASK S ainsi que le TASK Free Standing s'adaptent à la lumière naturelle et à l'activité dans la pièce. Des capteurs de mouvement intégrés atténuent automatiquement l'éclairage et les capteurs Daylight intelligents adaptent l'intensité lumineuse à la luminosité ambiante. La variante SENSE effectue également des mesures telles que la température, la qualité de l'air, l'humidité ambiante et le niveau sonore. Autant de renseignements précieux concernant les conditions et l'utilisation des locaux, qui se traduisent notamment par des économies d'énergie à long terme. Les données provenant des capteurs sont transmises via DALI. Le capteur SENSE est IoT ready et permet à TASK free standing de transmettre des données par WLAN.





Pleasant room acoustics

EN Light is decisive but not solely. Pleasant room acoustics have a significant impact on job satisfaction. Acoustic panels in various colours and made of 60 %-recycled PET complement the TASK series and reduce background noise in the office. For concentrated, productive work.

FR Une grande liberté d'aménagement grâce à la connexion plug-in : chaque élément du système TASK S peut être monté sans outil et réarrangé, combiné ou connecté électriquement en un seul clic. Qu'il s'agisse d'une extension de bureaux ou d'une réorganisation de l'espace existant : ce système d'éclairage s'adapte à tous les changements.



Screen-work friendly

EN TASK guarantees standard-compliant illumination of workplaces with custom anti-glare prisms. TASK also focuses on brightness and reduces reflections. An ideal light source for double workstations in open-plan offices and also for single workstations in smaller offices.

FR Grâce à des prismes anti-éblouissement spéciaux, TASK garantit un éclairage des postes de travail conforme aux normes en vigueur. De plus, il mise sur la clarté et réduit les reflets. Une source de lumière idéale pour les postes de travail doubles dans les bureaux en open space, mais aussi pour les postes de travail individuels dans des bureaux plus petits.

Full-spectrum LED

EN XAL's new XPECTRUM LEDs deliver healthy, biologically effective light. The reduced blue light and increased cyan values reduce the blue light hazard for the eye to daylight-equivalent levels. The resulting non-visual, so-called melanopic light effect, improves concentration and increases sleep quality. The excellent colour rendering of IES T_M 30-15 R_f = 98 and R_g = 101 further helps visual comfort.

FR La nouvelle LED XPECTRUM de XAL fournit une lumière saine et adaptée au rythme circadien. La réduction de la lumière bleue ainsi que l'augmentation des valeurs cyan réduisent le risque que représente pour l'œil la lumière bleue, retrouvant un niveau similaire à celui de la lumière du jour. Il en résulte un effet d'éclairage non visuel, dit mélanopique, qui favorise la concentration et améliore la qualité du sommeil. L'excellent rendu des couleurs de l'IES TM 30-15 R_f = 98 et R_g = 101 constitue un autre atout pour le confort visuel.

XPECTRUM LED

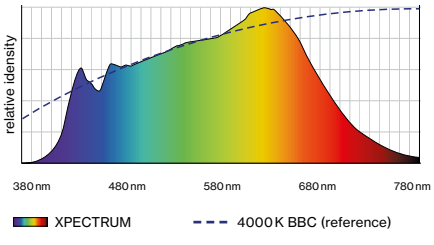

Commercially available LED 4000 K

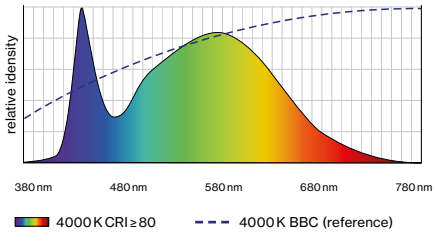

back



Quickinfo

3000 K, 4000 K
CRI ≥90, 3 SDCM
UGR ≤ 19 / 65° ≤ 3000 cd/m²
up to 136 lm/W
L90 @ 50 000 h
DALI-2
microprismatic (UGR ≤ 19)
IP 40

Types

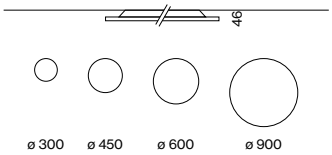

Colours

standard xal.com/colours

Light distribution

direct

reddot award 2019
winner

TASK round

surface

EN Round luminaire housing in aluminium; ultra low-profile design (only 15 mm); surface powder coated; convenient quick mounting system without tools; direct light distribution by LGP body (Light Guiding Prism); side coupled light directed downwards by laser engraving; light control via highly reflective reflector material; completely homogeneous illumination; energy-efficient LEDs with very good colour rendering; luminaire with 2 cable openings and plug-in terminals for through wiring; sound absorbing accessories available

FR Corps de luminaire rond en aluminium ; forme extrêm. plate (15 mm seulement) ; surface thermolaquée ; système de montage rapide, convivial et sans outil ; distribution de lumière directe par LGP-Body (Light Guiding Prism) ; lumière couplée latéralement guidée vers le bas par gravure laser ; guidage lumière au moyen de matériau réflecteur hautement réfléchissant ; éclairage parfaitement homogène ; LED économes en énergie à restitution de couleur élevée ; luminaire avec 2 ouvertures câblage et borne enfichable pour câblage passant ; accessoires doté de propriétés d'absorption acoustique

DiiA® standards
251, 252, 253

DIN EN 12464-1
UGR ≤ 19

easy mounting by
click-mechanism

acoustic
elements (p. 456)

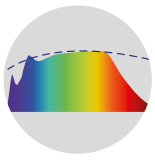

CRI ≥ 98
XPECTRUM

Order options

COLOUR TEMPERATURE

3000 K	0
4000 K	1

CONTROL

DALI-2

MATERIAL COLOUR

○ pure white RAL 9010	7
● jet black RAL 9005	8
special colours ➔ p. 992	X

LIGHT OPTIC COVER

microprismatic (UGR ≤ 19)

Options on request

COLOUR RENDERING INDEX

CRI ≥ 80
CRI ≥ 98 XPECTRUM

CONTROL

Casambi

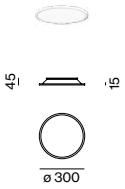

TASK 300 round surface

CRI ≥ 90 | UGR ≤ 19 | RG 0 IEC 62471 | DALI 1 ADDR. | 220-240 V | X-PERT | X-PERT

DIRECT

SYSTEM POWER	COLOUR TEMP.	LUMINOUS FLUX	ORDER CODE
11.4 W	3000 K	1020 lm	059-0150 :: 3 ◪ P
	4000 K	1080 lm	

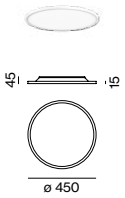

TASK 450 round surface

CRI ≥ 90 | UGR ≤ 19 | cd/m² ≤ 3000 | RG 0 IEC 62471 | DALI 1 ADDR. | 220-240 V | X-PERT | X-PERT

DIRECT

SYSTEM POWER	COLOUR TEMP.	LUMINOUS FLUX	ORDER CODE
16 W	3000 K	1750 lm	059-0141 :: 3 ◪ P
	4000 K	1860 lm	
22.8 W	3000 K	2400 lm	059-0151 :: 3 ◪ P
	4000 K	2560 lm	

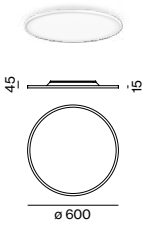

TASK 600 round surface

CRI ≥ 90 | UGR ≤ 19 | cd/m² ≤ 3000 | RG 0 IEC 62471 | DALI 1 ADDR. | 220-240 V | X-PERT | X-PERT

DIRECT

SYSTEM POWER	COLOUR TEMP.	LUMINOUS FLUX	ORDER CODE
30 W	3000 K	3470 lm	059-0142 :: 3 ◪ P
	4000 K	3690 lm	
40 W	3000 K	4350 lm	059-0152 :: 3 ◪ P
	4000 K	4630 lm	

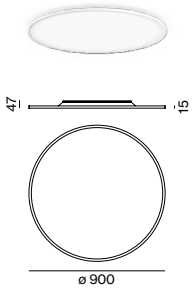

TASK 900 round surface

CRI ≥ 90 | UGR ≤ 19 | cd/m² ≤ 3000 | RG 0 IEC 62471 | DALI 1 ADDR. | 220-240 V | X-PERT | X-PERT

DIRECT

SYSTEM POWER	COLOUR TEMP.	LUMINOUS FLUX	ORDER CODE
52 W	3000 K	6630 lm	059-0143 :: 3 ◪ K
	4000 K	7060 lm	

Technical data

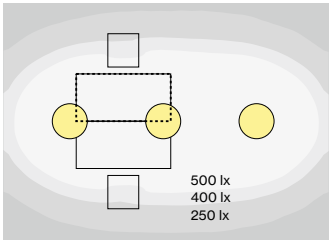



TASK 600 round surface
30 W, 4000 K, direct

ROOM VALUES

Room dimensions	5.4 × 4 × 2.8 m
Reflection factor	0.7 | 0.5 | 0.2
Maintenance factor	0.8

CALCULATION SURFACE ·····

Surface dimensions	1.6 × 0.8 m
Surface height	0.75 m
Average illuminance (E_m)	> 500 lx
Uniformity (U_0)	> 0.6

GLARE EVALUATION

Table Classification X=4H | Y=8H | S=0.25H

UGR transversal	≤ 19
UGR axial	≤ 19

≥ 65° ≤ 3000 cd/m²

LUMINOUS FLUX value calculated for
CRI ≥ 90, colour white, cover microprismatic

XUND Bildungszentrum Lucerne, CH –
by Metron AG with lighting design
by Bühlmann Engineering AG



XUND
BISTRO
Warme Getränke
Kaffee, Espresso, Ristretto 2.00/3.00
Espresso Doppio 4.00/5.00
Espresso Macchiato 2.50/3.50
Cappuccino, Latte Macchiato 3.00/4.00
Schoggi warm oder kalt 2.50/3.50
Tee Bio Sinoza Tee 2.00/3.00
Snacks
Gipfeli Butter, Laugen, Vollkorn 1.20/1.50
Schoggigipfel 2.50/2.80
Brötli ab 1.30
Kuchen ab 2.50
BircherMüesli vegan 4.00/4.50
KruspermMüesli saisonal 4.00/4.50
Früchtebecher saisonal ab 3.50
Sandwiches hausgemacht ab 3.50

Triplex Universitätsbibliothek und Ausleihe Heidelberg, DE – by ap88 Architekten Partnerschaft mbB with lighting design by LDE BELZNER HOLMES

Quickinfo

3000 K, 4000 K
CRI ≥90, 3 SDCM
UGR ≤ 19 / 65° ≤ 3000 cd/m²
up to 137 lm/W
L90 @ 50 000 h
DALI-2
microprismatic (UGR ≤ 19)
IP 40

Types

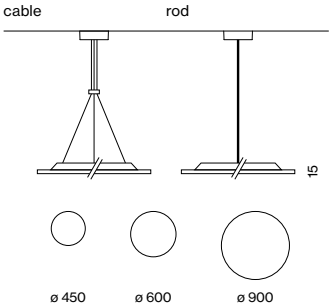

Colours

standard xal.com/colours

Light distributions

direct direct indirect

DiiA® standards
251, 252, 253

DIN EN 12464-1
UGR ≤ 19

direct / indirect
illumination

acoustic
elements (p. 456)

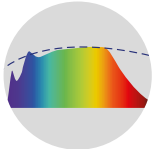

CRI ≥ 98
XPECTRUM

TASK round

suspended

EN Round luminaire housing in aluminium; ultra low-profile design (only 15 mm); powder coated; suspended; with height adjustable rod suspension (chrome), feed in rod; direct light distribution by LGP body (Light Guiding Prism); side coupled light directed downwards by laser engraving; light control via highly reflective reflector material; optional: indirect component with special PCBs for increased luminous flux and maximum ceiling illumination; completely homogeneous illumination; energy-efficient LEDs with very good colour rendering; canopy for through wiring; sound absorbing accessories available

FR Corps de luminaire rond en aluminium ; forme extrêm. plate (15 mm seulement) ; thermolaquée ; suspendu ; avec suspension pouvant être raccourcie (chrome), conduit d'alimentation dans le tube de suspension ; distribution de lumière directe par LGP-Body (Light Guiding Prism) ; lumière couplée latéralement guidée vers le bas par gravure laser ; guidage lumière au moyen de matériau réflecteur hautement réfléchissant ; en option : partie indirecte avec platines dédiées pour un flux lumineux accru et un éclairage maximal du plafond ; éclairage parfaitement homogène ; LED économes en énergie à restitution de couleur élevée ; cache-piton pour câblage continu ; accessoires doté de propriétés d'absorption acoustique

Order options

SUSPENSION

cable 1500 mm	2
rod 1000 mm	4

COLOUR TEMPERATURE

3000 K	0
4000 K	1

CONTROL

DALI-2

MATERIAL COLOUR

○ pure white RAL 9010	7
● jet black RAL 9005	8
special colours* p. 992	X

*canopy always in white

LIGHT OPTIC COVER

microprismatic (UGR ≤ 19)

Options on request

COLOUR RENDERING INDEX

CRI ≥ 80
CRI ≥ 98 XPECTRUM

SUSPENSION

rod 2000 mm

CONTROL

Casambi

Light distribution

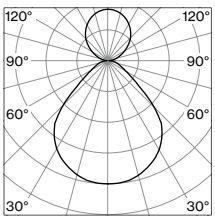

microprismatic
direct / indirect power

LUMINOUS FLUX value calculated for
CRI ≥ 90, colour white, cover microprismatic

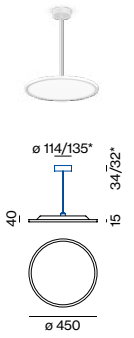

*cable option

TASK 450 round suspended

CRI ≥ 90 | UGR ≤ 19 | cd/m² ≤ 3000 | RG 0 IEC 62471 | 1 ADDR. | 220-240 V | X-PERT | X-PERT

DIRECT

SYSTEM POWER	COLOUR TEMP.	LUMINOUS FLUX	ORDER CODE
16 W	3000 K	1750 lm	0 5 9 - 0 ♁ 4 1 ⁘ 3 ◪ P
	4000 K	1860 lm	

CRI ≥ 90 | UGR ≤ 19 | RG 0 IEC 62471 | 1 ADDR. | 220-240 V | X-PERT | X-PERT

DIRECT / INDIRECT POWER

SYSTEM POWER	COLOUR TEMP.	LUMINOUS FLUX	ORDER CODE
38 W	3000 K	↧2710 / ↥1460 lm	0 5 9 - 0 ♁ 6 1 ⁘ 3 ◪ P
	4000 K	↧2880 / ↥1550 lm	

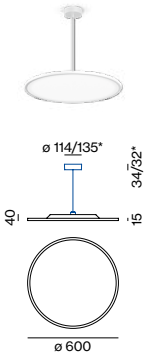

*cable option

TASK 600 round suspended

CRI ≥ 90 | UGR ≤ 19 | cd/m² ≤ 3000 | RG 0 IEC 62471 | 1 ADDR. | 220-240 V | X-PERT | X-PERT

DIRECT

SYSTEM POWER	COLOUR TEMP.	LUMINOUS FLUX	ORDER CODE
30 W	3000 K	3470 lm	0 5 9 - 0 ♁ 4 2 ⁘ 3 ◪ P
	4000 K	3690 lm	

CRI ≥ 90 | UGR ≤ 19 | RG 0 IEC 62471 | 1 ADDR. | 220-240 V | X-PERT | X-PERT

DIRECT / INDIRECT POWER

SYSTEM POWER	COLOUR TEMP.	LUMINOUS FLUX	ORDER CODE
45 W	3000 K	↧3470 / ↥1770 lm	0 5 9 - 0 ♁ 6 2 ⁘ 3 ◪ P
	4000 K	↧3690 / ↥1880 lm	

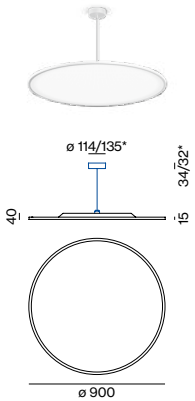

*cable option

TASK 900 round suspended

CRI ≥ 90 | UGR ≤ 19 | cd/m² ≤ 3000 | RG 0 IEC 62471 | 1 ADDR. | 220-240 V | X-PERT | X-PERT

DIRECT

SYSTEM POWER	COLOUR TEMP.	LUMINOUS FLUX	ORDER CODE
52 W	3000 K	6630 lm	0 5 9 - 0 ♁ 4 3 ⁘ 3 ◪ K
	4000 K	7060 lm	

CRI ≥ 90 | UGR ≤ 19 | RG 0 IEC 62471 | 2 ADDR. | 220-240 V | X-PERT | X-PERT

DIRECT / INDIRECT POWER

SYSTEM POWER	COLOUR TEMP.	LUMINOUS FLUX	ORDER CODE
100 W	3000 K	↧8800 / ↥4110 lm	0 5 9 - 0 ♁ 6 3 ⁘ 3 ◪ K
	4000 K	↧9370 / ↥4370 lm	

Office Gütersloh, DE –
by Haverkamp Interior Design

INSPIRATIONAL BOARD
Hör mal:
Lies mal:
Schau mal:
WIRED: 5 Levels

Microsoft Office
Brussels, BE –
by PROCOS Group

back



Quickinfo

3000 K, 4000 K
CRI ≥90, 3 SDCM
UGR ≤ 19 / 65° ≤ 3000 cd/m²
up to 137 lm/W
L90 @ 50 000 h
DALI-2
microprismatic (UGR ≤ 19)

Types

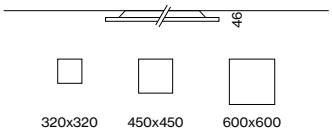

Colours

standard xal.com/colours

Light distribution

direct

TASK square

surface

EN Square housing made of aluminium with rounded edges; ultra low-profile design (only 15 mm); surface powder coated; convenient quick mounting system without tools; direct light distribution by LGP body (Light Guiding Prism); side coupled light directed downwards by laser engraving; light control via highly reflective reflector material; completely homogeneous illumination; energy-efficient LEDs with very good colour rendering; luminaire with 2 cable openings and plug-in terminals for through wiring; sound absorbing accessories available

FR Corps du luminaire carré en aluminium avec bords arrondis ; forme extrêm. plate (15 mm seulement) ; surface thermolaquée ; système de montage rapide, convivial et sans outil ; distribution de lumière directe par LGP-Body (Light Guiding Prism) ; lumière couplée latéralement guidée vers le bas par gravure laser ; guidage lumière au moyen de matériau réflecteur hautement réfléchissant ; éclairage parfaitement homogène ; LED économes en énergie à restitution de couleur élevée ; luminaire avec 2 ouvertures câblage et borne enfichable pour câblage passant ; accessoires doté de propriétés d'absorption acoustique

DiiA® standards
251, 252, 253



DIN EN 12464-1
UGR ≤ 19

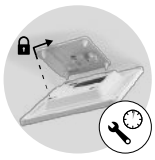

easy
mouting

acoustic
elements (p. 456)

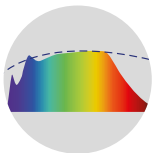

CRI ≥ 98
XPECTRUM

Order options

COLOUR TEMPERATURE

3000 K	0
4000 K	1

CONTROL

DALI-2

MATERIAL COLOUR

○ pure white RAL 9010	7
● jet black RAL 9005	8
special colours ➔ p. 992	X

LIGHT OPTIC COVER

microprismatic (UGR ≤ 19)

Options on request

COLOUR RENDERING INDEX

CRI ≥ 80
CRI ≥ 98 XPECTRUM

CONTROL

Casambi

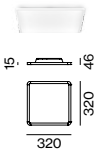

TASK 320 square surface

CRI ≥ 90 | RG 0 IEC 62471 | 1 ADDR. | 220-240 V | X-PERT | X-PERT

DIRECT

SYSTEM POWER	COLOUR TEMP.	LUMINOUS FLUX	ORDER CODE
11.8 W	3000 K	1230 lm	059-2110 :: 3 ◪ K
	4000 K	1310 lm	

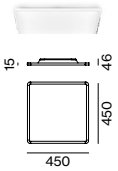

TASK 450 square surface

CRI ≥ 90 | UGR ≤ 19 | cd/m² ≤ 3000 | RG 0 IEC 62471 | 1 ADDR. | 220-240 V | X-PERT | X-PERT

DIRECT

SYSTEM POWER	COLOUR TEMP.	LUMINOUS FLUX	ORDER CODE
15 W	3000 K	1880 lm	059-2141 :: 3 ◪ K
	4000 K	2000 lm	

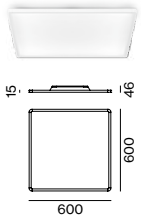

TASK 600 square surface

CRI ≥ 90 | UGR ≤ 19 | cd/m² ≤ 3000 | RG 0 IEC 62471 | 1 ADDR. | 220-240 V | X-PERT | X-PERT

DIRECT

SYSTEM POWER	COLOUR TEMP.	LUMINOUS FLUX	ORDER CODE
27.3 W	3000 K	3510 lm	059-2142 :: 3 ◪ K
	4000 K	3730 lm	

Technical data

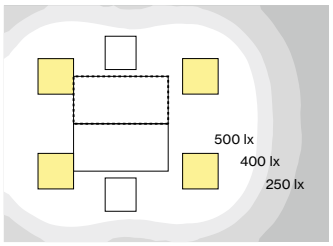



TASK 600 square surface
27.3 W, 4000 K, direct

ROOM VALUES

Room dimensions	5.4×4×2.8 m
Reflection factor	0.7 | 0.5 | 0.2
Maintenance factor	0.8

CALCULATION SURFACE

Surface dimensions	1.6×0.8 m
Surface height	0.75 m
Average illuminance (E_m)	> 500 lx
Uniformity (U_0)	> 0.6

GLARE EVALUATION

Table Classification X=4H | Y=8H | S=0.25H

UGR transversal	≤ 19
UGR axial	≤ 19

≥ 65° ≤ 3000 cd/m²

LUMINOUS FLUX value calculated for
CRI ≥ 90, colour white, cover microprismatic

Art Invest headquarters Cologne, DE –
by Lepel & Lepel Architektur with
lighting design by Volker von Kardorff

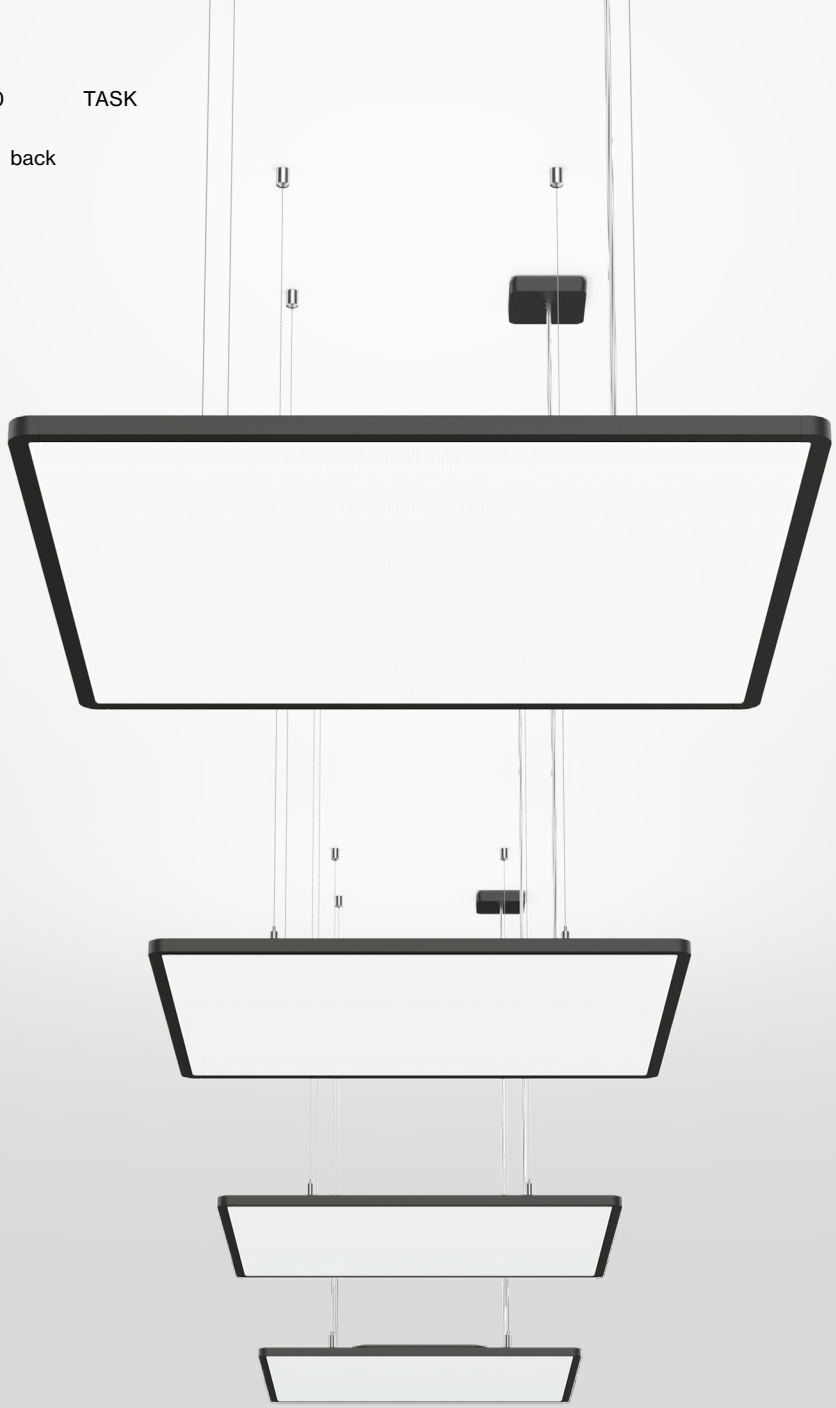

Quickinfo

3000 K, 4000 K
CRI ≥90, 3 SDCM
UGR ≤ 19 / 65° ≤ 3000 cd/m²
up to 137 lm/W
L90 @ 50 000 h
DALI-2
microprismatic (UGR ≤ 19)

Types

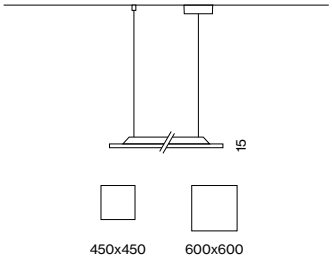

Colours

standard xal.com/colours

Light distributions

direct direct indirect

DiiA® standards
251, 252, 253

DIN EN 12464-1
UGR ≤ 19

flat design
(15 mm)

acoustic
elements (p. 456)

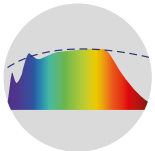

CRI ≥ 98
XPECTRUM

TASK square

suspended

EN Square housing made of aluminium with rounded edges; ultra low-profile design (only 15 mm); powder coated; pendant fitting with cable suspension (4 cables); with integrated tool-less suspension height adjustment; incl. transparent feed; direct light distribution by LGP body (Light Guiding Prism); side coupled light directed downwards by laser engraving; light control via highly reflective reflector material; optional: indirect component with special PCBs for increased luminous flux and maximum ceiling illumination; completely homogeneous illumination; energy-eff. LEDs – very good colour rendering; canopy for through wiring; sound absorbing accessories available

FR Corps du luminaire carré en aluminium avec bords arrondis ; forme extrêm. plate (15 mm seulement) ; thermolaquée ; suspension par câble (4 câbles) ; réglage en hauteur sans outil au luminaire ; incl. conduit d'alimentation transparent ; distribution de lumière directe par LGP-Body (Light Guiding Prism) ; lumière couplée latéralement guidée vers le bas par gravure laser ; guidage lumière au moyen de matériau réflecteur hautement réfléchissant ; en option : partie indirecte avec platines dédiées pour un flux lumineux accru et un éclairage maximal du plafond ; éclairage parfaitement homogène ; LED économes en énergie à restitution de couleur élevée ; cache-piton pour câblage continu ; accessoires doté de propriétés d'absorption acoustique

Order options

SUSPENSION
cable 1500 mm

COLOUR TEMPERATURE

3000 K	0
4000 K	1

CONTROL
DALI-2

MATERIAL COLOUR

○ pure white RAL 9010	7
● jet black RAL 9005	8
special colours* ➔ p. 992	X

*canopy always in white

LIGHT OPTIC COVER
microprismatic (UGR ≤ 19)

Options on request

COLOUR RENDERING INDEX
CRI ≥ 80
CRI ≥ 98 XPECTRUM

CONTROL
Casambi

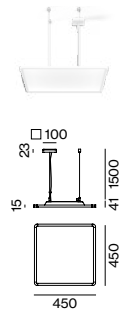

TASK 450 square suspended

CRI ≥ 90 | UGR ≤ 19 | cd/m² ≤ 3000 | RG 0 IEC 62471 | DALI 1 ADDR. | 220-240 V | X-PERT | X-PERT

DIRECT

SYSTEM POWER	COLOUR TEMP.	LUMINOUS FLUX	ORDER CODE
15 W	3000 K	1880 lm	0 5 9 - 2 2 1 1 :: 3 ◪ K
	4000 K	2000 lm	

CRI ≥ 98 | UGR ≤ 19 | RG 0 IEC 62471 | DALI 1 ADDR. | 220-240 V | X-PERT | X-PERT

DIRECT / INDIRECT POWER

SYSTEM POWER	COLOUR TEMP.	LUMINOUS FLUX	ORDER CODE
35 W	3000 K	↧2910 / ↥1470 lm	0 5 9 - 2 2 3 1 :: 3 ◪ K
	4000 K	↧3100 / ↥1570 lm	

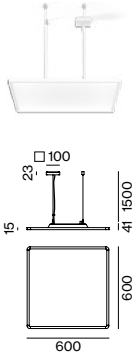

TASK 600 square suspended

CRI ≥ 90 | UGR ≤ 19 | cd/m² ≤ 3000 | RG 0 IEC 62471 | DALI 1 ADDR. | 220-240 V | X-PERT | X-PERT

DIRECT

SYSTEM POWER	COLOUR TEMP.	LUMINOUS FLUX	ORDER CODE
27.3 W	3000 K	3510 lm	0 5 9 - 2 2 1 2 :: 3 ◪ K
	4000 K	3730 lm	

CRI ≥ 90 | UGR ≤ 19 | RG 0 IEC 62471 | DALI 1 ADDR. | 220-240 V | X-PERT | X-PERT

DIRECT / INDIRECT POWER

SYSTEM POWER	COLOUR TEMP.	LUMINOUS FLUX	ORDER CODE
57 W	3000 K	↧5660 / ↥1530 lm	0 5 9 - 2 2 3 2 :: 3 ◪ K
	4000 K	↧6020 / ↥1620 lm	

Technical data

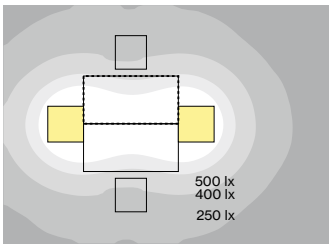



TASK 600 square suspended
57 W, 4000 K, direct / indirect power

ROOM VALUES

Room dimensions	5.4 × 4 × 2.8 m
Reflection factor	0.7 | 0.5 | 0.2
Maintenance factor	0.8
Suspension height	2.25 m

CALCULATION SURFACE ·····

Surface dimensions	1.6 × 0.8 m
Surface height	0.75 m
Average illuminance (E_m)	> 500 lx
Uniformity (U_0)	> 0.6

GLARE EVALUATION

Table Classification X=4H | Y=8H | S=0.25H	
UGR transversal	≤ 19
UGR axial	≤ 19

Light distributions

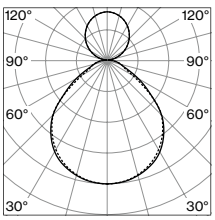

TASK 450 microprismatic
direct / indirect power

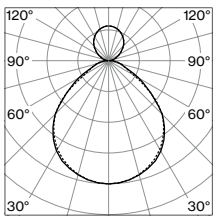

TASK 600 microprismatic
direct / indirect power

LUMINOUS FLUX value calculated for
CRI ≥ 90, colour white, cover microprismatic

XAL headquarters Graz, AT –
by INNOCAD Architektur ZT



SAMSUNG
SAMSUNG

back



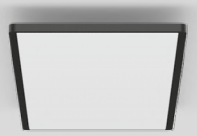

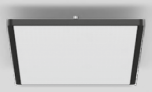

Quickinfo

3000 K, 4000 K, TW
CRI ≥90, 3 SDCM
UGR ≤ 19 / 65° ≤ 3000 cd/m²
up to 131 lm/W
L80 @ 50 000 h
DALI-2
microprismatic (UGR ≤ 19)

Types

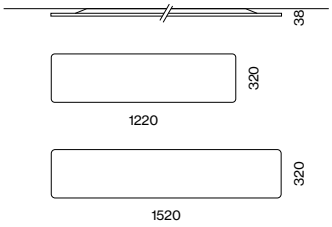

Colours

standard xal.com/colours

Light distribution

direct

TASK

ceiling

EN Rectangular housing made of aluminium with rounded edges; ultra low-profile design (only 15 mm); surface powder coated; convenient quick mounting system without tools; direct light distribution by LGP body (Light Guiding Prism); side coupled light directed downwards by laser engraving; light control via highly reflective reflector material; completely homogeneous illumination; energy-efficient LEDs with very good colour rendering; luminaire with 2 cable openings and plug-in terminals for through wiring

FR Corps du luminaire rectangulaire en aluminium avec bords arrondis ; forme extrêm. plate (15 mm seulement) ; surface thermolaquée ; système de montage rapide, convivial et sans outil ; distribution de lumière directe par LGP-Body (Light Guiding Prism) ; lumière couplée latéralement guidée vers le bas par gravure laser ; guidage lumière au moyen de matériau réflecteur hautement réfléchissant ; éclairage parfaitement homogène ; LED économes en énergie à restitution de couleur élevée ; luminaire avec 2 ouvertures câblage et borne enfichable pour câblage passant

DiiA® standards
251, 252, 253



DIN EN 12464-1
UGR ≤ 19

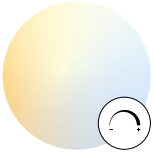

tunable white
2700 – 6500 K

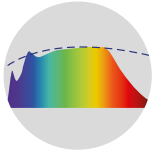

CRI ≥ 98
XPECTRUM

Order options

COLOUR TEMPERATURE

3000 K	0
4000 K	1
tunable white 2700 – 6500 K*	

*DALI-2 DT8; CRI ≥80

CONTROL

DALI-2

MATERIAL COLOUR

○ pure white RAL 9010	7
● jet black RAL 9005	8
special colours ➔ p. 992	X

LIGHT OPTIC COVER

microprismatic (UGR ≤ 19)

Options on request

COLOUR RENDERING INDEX

CRI ≥ 80
CRI ≥ 98 XPECTRUM

CONTROL

ESSENTIAL sensor
(brightness & presence)

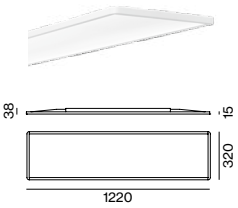

TASK 1200 ceiling

CRI ≥90 | UGR ≤19 | cd/m² ≤3000 | RG 0 IEC 62471 | DALI 1 ADDR. | 220-240 V | X-PERT | X-PERT

DIRECT

SYSTEM POWER	COLOUR TEMP.	LUMINOUS FLUX	ORDER CODE
28.4 W	3000 K	3440 lm	059-2114 3 K
	4000 K	3660 lm	
29.3 W	2700 – 6500 K	↧↥ 3220 lm	059-2114D3 K

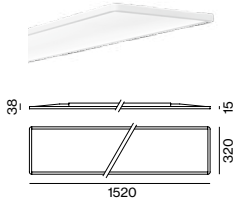

TASK 1500 ceiling

CRI ≥90 | UGR ≤19 | cd/m² ≤3000 | RG 0 IEC 62471 | DALI 1 ADDR. | 220-240 V | X-PERT | X-PERT

DIRECT

SYSTEM POWER	COLOUR TEMP.	LUMINOUS FLUX	ORDER CODE
36 W	3000 K	4300 lm	059-2115 3 K
	4000 K	4570 lm	
37 W	2700 – 6500 K	↧↥ 4020 lm	059-2115D3 K

Technical data

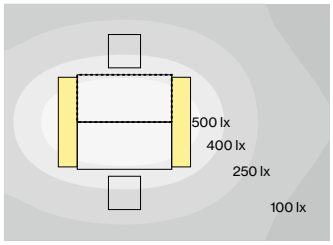



TASK 1500 ceiling
36 W, 4000 K, direct

ROOM VALUES

Room dimensions	5.4 × 4 × 2.8 m
Reflection factor	0.7 | 0.5 | 0.2
Maintenance factor	0.8

CALCULATION SURFACE

Surface dimensions	1.6 × 0.8 m
Surface height	0.75 m
Average illuminance (E_m)	> 500 lx
Uniformity (U_o)	> 0.6

GLARE EVALUATION

Table Classification X=4H | Y=8H | S=0.25H

UGR transversal	≤ 19
UGR axial	≤ 19

≥ 65° ≤ 3000 cd/m²

LUMINOUS FLUX value calculated for
CRI ≥90, colour white, cover microprismatic

Münchner Rückversicherung Munich, DE –
by Scholz - SorgerArchitekten Partnerschaft mbB
with lighting design by Lumen³ GbR



back

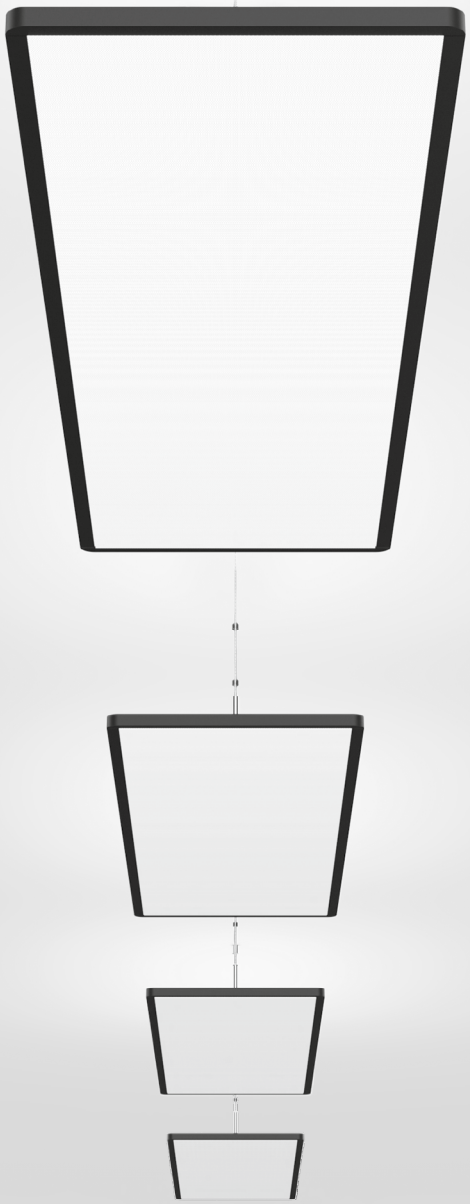

reddot award 2015
winner

DESIGN AWARD 2015

GOOD DESIGN

TASK

suspended

EN Rectangular housing made of aluminium with rounded edges; ultra low-profile design (only 15 mm); surface powder coated; 1500 mm cable suspension, tool-less height adjustment; incl. transparent feed; direct light distribution by LGP body (Light Guiding Prism); side coupled light directed downwards by laser engraving; indirect component with special PCBs for increased luminous flux and maximum ceiling illumination; completely homogeneous illumination; energy-efficient LEDs with very good colour rendering; canopy with 2 cable openings and plug-in terminal for through wiring

FR Corps du luminaire rectangulaire en aluminium avec bords arrondis ; forme extrêm. plate (15 mm seulement) ; surface thermolaquée ; suspension à câble 1500 mm réglable en hauteur sans outil ; incl. conduit d'alimentation transparent ; distribution de lumière directe par LGP-Body (Light Guiding Prism) ; lumière couplée latéralement guidée vers le bas par gravure laser ; partie indirecte avec platines dédiées pour un flux lumineux accru et un éclairage maximal du plafond ; éclairage parfaitement homogène ; LED économes en énergie à restitution de couleur élevée ; cache-piton avec 2 orifices de câblage et clIP de fixation pour câblage continu

Quickinfo

3000 K, 4000 K, TW
CRI ≥ 90, 3 SDCM
UGR ≤ 19 / 65° ≤ 3000 cd/m²
up to 129 lm/W
L80 @ 50 000 h
DALI-2
microprismatic (UGR ≤ 19)
IP 40

Types

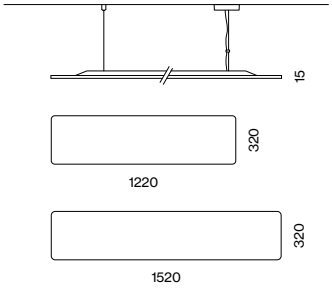

Colours

standard

xal.com/colours

Light distribution

direct
indirect

DiiA® standards
251, 252, 253



DIN EN 12464-1
UGR ≤ 19



direct / indirect
illumination

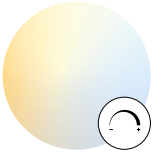

tunable white
2700 – 6500 K

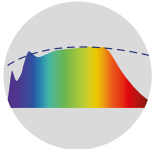

CRI ≥ 98
XPECTRUM

Order options

SUSPENSION
cable 1500 mm

COLOUR TEMPERATURE

3000 K	0
4000 K	1
tunable white 2700 – 6500 K*	

*DALI-2 DT8; CRI ≥80

CONTROL
DALI-2

MATERIAL COLOUR

○ pure white RAL 9010	7
● jet black RAL 9005	8
special colours* p. 992	X

*canopy always in white

LIGHT OPTIC COVER
microprismatic (UGR ≤ 19)

Options on request

COLOUR RENDERING INDEX
CRI ≥ 80
CRI ≥ 98 XPECTRUM

CONTROL
ESSENTIAL sensor
(brightness & presence)

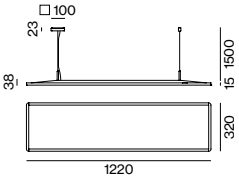

TASK 1200 suspended

CRI ≥90 | UGR ≤19 | cd/m² ≤3000 | RG0 IEC 62471 | 1 ADDR. | 220-240V | X-PERT | X-PERT

DIRECT / INDIRECT POWER

SYS. POWER	COLOUR TEMP.	LUMINOUS FLUX	ORDER CODE
50 W	3000 K	↧3890 / ↥2180 lm	059-2224 ⁘ 3 ◪ K
	4000 K	↧4140 / ↥2320 lm	
52 W	2700 – 6500 K	↧3620 / ↥2100 lm	059-2224D3 ◪ K

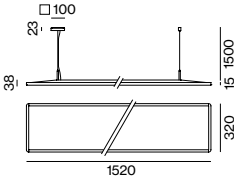

TASK 1500 suspended

CRI ≥90 | UGR ≤19 | cd/m² ≤3000 | RG0 IEC 62471 | 1 ADDR. | 220-240V | X-PERT | X-PERT

DIRECT / INDIRECT POWER

SYS. POWER	COLOUR TEMP.	LUMINOUS FLUX	ORDER CODE
63 W	3000 K	↧4860 / ↥2720 lm	059-2225 ⁘ 3 ◪ K
	4000 K	↧5170 / ↥2900 lm	
64 W	2700 – 6500 K	↧4530 / ↥2630 lm	059-2225D3 ◪ K

Technical data

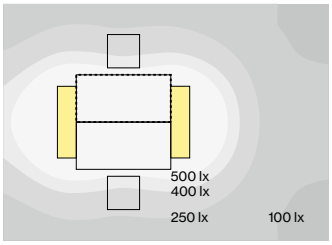



TASK 1200 suspended
50 W, 4000 K, direct / indirect power

ROOM VALUES

Room dimensions	5.4 × 4 × 2.8 m
Reflection factor	0.7 | 0.5 | 0.2
Maintenance factor	0.8
Suspension height	2.25 m

CALCULATION SURFACE ·····

Surface dimensions	1.6 × 0.8 m
Surface height	0.75 m
Average illuminance (E_m)	> 500 lx
Uniformity (U_0)	> 0.6

GLARE EVALUATION
Table Classification X=4H | Y=8H | S=0.25H

UGR transversal	≤ 19
UGR axial	≤ 19

≥ 65° ≤ 3000 cd/m²

Light distribution

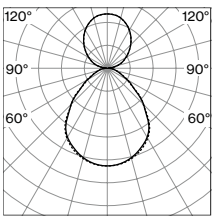

microprismatic
direct / indirect power

LUMINOUS FLUX value calculated for
CRI ≥90, colour white, cover microprismatic

Takeda Office Lodz, PL –
by The Design Group with lighting design
by Plus Lighting

back

Quickinfo

3000 K, 4000 K, TW
CRI ≥ 90, 3 SDCM
UGR ≤ 19 / 65° ≤ 3000 cd/m²
up to 126 lm / W
L95 @ 50 000 h
DALI-2
brightness & presence sensor
microprismatic (UGR ≤ 19)

Types

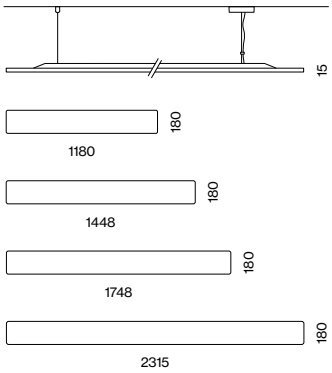

Colours

standard xal.com/colours

Light distributions

direct indir. soft direct indir. power

TASK S

suspended

EN Rectangular housing made of aluminium with rounded edges; ultra low-profile design (only 15 mm); surface powder coated; 1500 mm cable suspension, tool-less height adjustment; incl. transparent feed; direct or direct/indirect light distribution by LGP body (Light Guiding Prism); side coupled light, directed downwards or up and down by laser engraving; light control via highly reflective reflector material; optional: indirect component with special PCBs for increased luminous flux and maximum ceiling illumination; completely homogeneous illumination; energy-efficient LEDs with very good colour rendering; canopy with 2 cable openings and plug-in terminal for through wiring

FR Corps du luminaire rectangulaire en aluminium avec bords arrondis ; forme extrêm. plate (15 mm seulement) ; surface thermolaquée ; suspension à câble 1500 mm réglable en hauteur sans outil ; incl. conduit d'alimentation transparent ; distribution de lumière directe ou directe/indirecte par LGP-Body (Light Guiding Prism) ; lumière couplée latéralement par gravure laser, dirigée vers le bas ou vers le haut et le bas ; guidage lumière au moyen de matériau réflecteur hautement réfléchissant ; en option : partie indirecte avec platines dédiées pour un flux lumineux accru et un éclairage maximal du plafond ; éclairage parfaitement homogène ; LED économes en énergie à restitution de couleur élevée ; cache-piton avec 2 orifices de câblage et clIP de fixation pour câblage continu

DiiA® standards 251, 252, 253

direct / indirect illumination

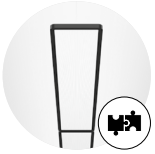

system solution (p. 812)



DIN EN 12464-1 UGR ≤ 19

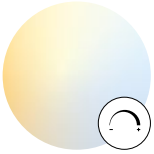

tunable white 2700 – 6500 K

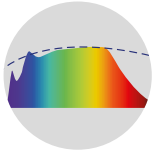

CRI ≥ 98 XPECTRUM

Order options

SUSPENSION

cable 1500 mm

COLOUR TEMPERATURE

3000 K	0
4000 K	1
tunable white 2700 – 6500 K*	

*DALI-2 DT8; CRI ≥ 80

3000 K + TW 2700 – 6500 K	
4000 K + TW 2700 – 6500 K	

DALI-2 DT8 (separately controllable)

CONTROL

DALI-2	3
ESSENTIAL sensor* (brightness & presence)	7

*version with sensor: length + 9 mm

MATERIAL COLOUR

○ pure white RAL 9010	7
● jet black RAL 9005	8
special colours* p. 992	X

*canopy always in white

LIGHT OPTIC COVER

microprismatic (UGR ≤ 19)

Order options

COLOUR RENDERING INDEX

CRI ≥ 80

CRI ≥ 98 XPECTRUM

Light distribution

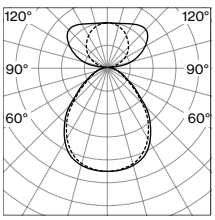

microprismatic
direct / indirect power

LUMINOUS FLUX value calculated for
CRI ≥ 90, colour white, cover microprismatic

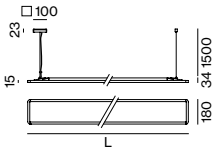

TASK S suspended

CRI ≥ 90 | UGR ≤ 19 | cd/m² ≤ 3000 | RG 0 IEC 62471 | 1 ADDR. | 220-240 V | X-PERT | X-PERT

DIRECT / INDIRECT SOFT

SYS. POWER	COLOUR TEMP.	LUM. FLUX	L (mm)	ORDER CODE
19.5 W	3000 K	↧ 1900 / ↥ 327 lm	1180	059-5254 K
	4000 K	↧ 2020 / ↥ 347 lm		
24.4 W	3000 K	↧ 2380 / ↥ 408 lm	1448	059-5255 K
	4000 K	↧ 2540 / ↥ 435 lm		
29.2 W	3000 K	↧ 2860 / ↥ 490 lm	1748	059-5256 K
	4000 K	↧ 3040 / ↥ 521 lm		
39 W	3000 K	↧ 3810 / ↥ 653 lm	2315	059-5258 K
	4000 K	↧ 4050 / ↥ 695 lm		

CRI ≥ 90 | UGR ≤ 19 | cd/m² ≤ 3000 | RG 0 IEC 62471 | 1-2 ADDR. | 220-240 V | X-PERT | X-PERT

DIRECT / INDIRECT POWER

SYS. POWER	COLOUR TEMP.	LUM. FLUX	L (mm)	ORDER CODE
29.6 W	3000 K	↧ 1890 / ↥ 1540 lm	1180	059-5264 K
	4000 K	↧ 2010 / ↥ 1640 lm		
28.6 W	3000 K	↧ 1890 lm	1180	059-52D403 K
(2 × DALI)	2700 – 6500 K	↥ 1490 lm		
28.6 W	4000 K	↧ 2010 lm	1180	059-52D413 K
(2 × DALI)	2700 – 6500 K	↥ 1490 lm		
36 W (2 ×)	2700 – 6500 K	↧↥ 4010 lm	1180	059-5264D K
37 W	3000 K	↧ 2360 / ↥ 1920 lm	1448	059-5265 K
	4000 K	↧ 2520 / ↥ 2050 lm		
36 W	3000 K	↧ 2360 lm	1448	059-52D50 K
(2 × DALI)	2700 – 6500 K	↥ 1860 lm		
36 W	4000 K	↧ 2520 lm	1448	059-52D51 K
(2 × DALI)	2700 – 6500 K	↥ 1860 lm		
44 W (2 ×)	2700 – 6500 K	↧↥ 5010 lm	1448	059-5265D K
44 W	3000 K	↧ 2840 / ↥ 2310 lm	1748	059-5266 K
	4000 K	↧ 3020 / ↥ 2460 lm		
43 W	3000 K	↧ 2840 lm	1748	059-52D60 K
(2 × DALI)	2700 – 6500 K	↥ 2230 lm		
43 W	4000 K	↧ 3020 lm	1748	059-52D61 K
(2 × DALI)	2700 – 6500 K	↥ 2230 lm		
53 W (2 ×)	2700 – 6500 K	↧↥ 6010 lm	1748	059-5266D K
59 W	3000 K	↧ 3780 / ↥ 3080 lm	2315	059-5268 K
	4000 K	↧ 4030 / ↥ 3270 lm		
57 W	3000 K	↧ 3780 lm	2315	059-52D80 K
(2 × DALI)	2700 – 6500 K	↥ 2970 lm		
57 W	4000 K	↧ 4030 lm	2315	059-52D81 K
(2 × DALI)	2700 – 6500 K	↥ 2970 lm		
71 W (2 ×)	2700 – 6500 K	↧↥ 8010 lm	2315	059-5268D K

Technical data

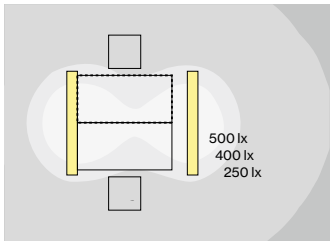



TASK S suspended, 1748 mm
44 W, 4000 K, direct / indirect power

ROOM VALUES

Room dimensions	5.4 × 4 × 2.8 m
Reflection factor	0.7 | 0.5 | 0.2
Maintenance factor	0.8
Suspension height	2.25 m

CALCULATION SURFACE ·····

Surface dimensions	1.6 × 0.8 m
Surface height	0.75 m
Average illuminance (E_m)	> 500 lx
Uniformity (U_0)	> 0.6

GLARE EVALUATION

Table Classification X=4H | Y=8H | S=0.25H

UGR transversal	≤ 19
UGR axial	≤ 19

Dr. Schaer Burgstall, IT –
by monovolume architecture+
design with lighting design by
VON LUTZ - electrical and
lighting projects / Alexa von Lutz

back



Quickinfo

3000 K, 4000 K
CRI ≥ 90, 3 SDCM
up to 125 lm/W
L90 @ 50 000 h
DALI-2
microprismatic (UGR ≤ 16)

Type

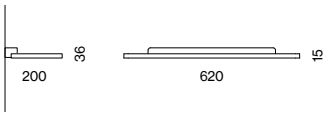

Colours

Light distribution

direct
indirect

TASK

wall

EN Rectangular housing made of aluminium with rounded edges; ultra low-profile design (only 15 mm); surface powder coated; suitable for wall mounting; direct light distribution by LGP body (Light Guiding Prism); side coupled light directed downwards by laser engraving; light control via highly reflective reflector material; indirect component with special PCBs with asymetrical light distribution; for optimum ceiling illumination; completely homogeneous illumination; energy-efficient LEDs with very good colour rendering

FR Corps du luminaire rectangulaire en aluminium avec bords arrondis ; forme extrêm. plate (15 mm seulement) ; surface thermolaquée ; convient à un montage mural ; distribution de lumière directe par LGP-Body (Light Guiding Prism) ; lumière couplée latéralement guidée vers le bas par gravure laser ; guidage lumière au moyen de matériau réflecteur hautement réfléchissant ; partie indirecte avec platines dédiées avec distribution asymétrique de la lumière ; pour une éclairage de plafond optimale ; éclairage parfaitement homogène ; LED économes en énergie à restitution de couleur élevée

asymmetrical ceiling
illumination

Order options

COLOUR TEMPERATURE

3000 K	0
4000 K	1

CONTROL

DALI-2

MATERIAL COLOUR

○ pure white RAL 9010	7
● jet black RAL 9005	8

LIGHT OPTIC COVER

microprismatic (UGR ≤ 16)

Options on request

COLOUR RENDERING INDEX

CRI ≥ 80

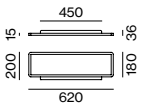

TASK wall

CRI ≥ 90 | UGR ≤ 16 | RG 0 IEC 62471 | DALI 1 ADDR. | 220-240 V | X-PERT

DIRECT / INDIRECT POWER

SYSTEM POWER	COLOUR TEMP.	LUMINOUS FLUX	ORDER CODE
46 W	3000 K	↧ 1850 / ↥ 3530 lm	0 5 9 - 2 0 3 2 :: 3 ◪ Z
	4000 K	↧ 1970 / ↥ 3760 lm	

Technical data

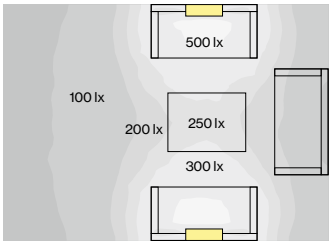

TASK wall
46 W, 4000 K, direct / indirect power

ROOM VALUES

Room dimensions	5.4 × 4.0 × 2.8 m
Reflection factor	0.7 | 0.5 | 0.2
Maintenance factor	0.8
Mounting height	2.25 m

CALCULATION SURFACE

Surface dimensions	Floor
Surface height	0 m

GLARE EVALUATION

Table Classification X=4H | Y=8H | S=0.25H

UGR transversal	≤ 19
UGR axial	≤ 19

Light distribution

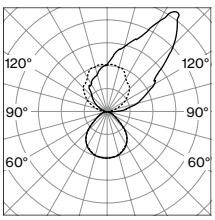

microprismatic
direct / indirect power

LUMINOUS FLUX value calculated for
CRI ≥ 90, colour white, cover microprismatic

Lobby
Visualisation

back

reddot award 2015
winner

TASK

free standing

EN Free standing luminaire with rectangular luminaire head made of aluminium and rounded edges; ultra low-profile design (only 15 mm); rectangular downpipe; pedestal with recess for table base; surface powder coated; direct / indirect light distribution by LGP body (Light Guiding Prism); side coupled light, directed up and down by laser engraving; optional: indirect component with special PCBs for increased luminous flux; optional: indirect component with special, inclined PCBs for asymmetric radiation characteristic; completely homogeneous illumination; energy-efficient LEDs with very good colour rendering; switch installed in the downpipe; incl. connection cable (3 m) with safety plug

FR Lampadaire à tête de luminaire rectangulaire en aluminium et bords arrondis ; forme extrêm. plate (15 mm seulement) ; tube rectangulaire ; pied avec échancrure pour pied de table ; surface thermolaquée ; distribution de lumière directe / indirecte par LGP-Body (Light Guiding Prism) ; lumière couplée latéralement par gravure laser, dirigée vers le haut et le bas ; en option : partie indirecte avec platines dédiées pour un flux lumineux accru ; en option : partie éclairage indirect avec platines en biais dédiées pour une caractéristique de diffusion asymétrique ; éclairage parfaitement homogène ; LED économes en énergie à restitution de couleur élevée ; interrupteur intégré dans le tube ; incl. câble raccordement (3 m) avec fiche contact de protection

Quickinfo

3000 K, 4000 K
CRI ≥ 90, 3 SDCM
UGR ≤ 19 / 65° ≤ 3000 cd/m²
up to 129 lm/W
L90 @ 50 000 h
touch DIM on pole
brightness & presence sensor
microprismatic (UGR ≤ 19)

Type

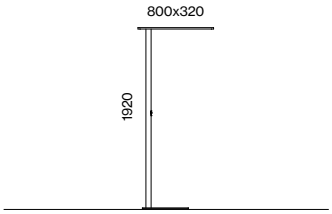

Colours

standard

xal.com/colours

Light distributions

direct indir. soft | direct indir. power | direct indir. asym. power

suitable for
double workstation

SENSE sensor
on request

control by touch
DIM on pole



tunable white
2700 – 6500 K

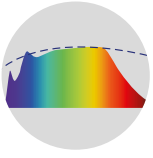

CRI ≥ 98
XPECTRUM

Order options

BASE PLATE

U-shape	4
T-shape	5

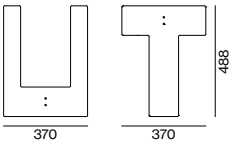

COLOUR TEMPERATURE

3000 K	0
4000 K	1

CONTROL

touch DIM on pole	5
ESSENTIAL sensor (brightness & presence)	7

MATERIAL COLOUR

○ pure white RAL 9010	7
● white aluminium RAL 9006	6
● jet black RAL 9005	8
special colours ➔ p. 992	X

LIGHT OPTIC COVER

microprismatic (UGR ≤ 19)

Options on request

COLOUR TEMPERATURE

tunable white 2700 – 6500 K indir.

COLOUR RENDERING INDEX

CRI ≥ 80
CRI ≥ 98 XPECTRUM

CONTROL

SENSE sensor (brightness, presence, temperature, sound pressure, humidity, CO_2)
cluster network DIM
dynamic daylight control (BPI)
Zigbee 3.0

MOUNTING

table system

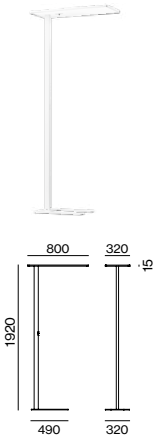

TASK free standing

CRI ≥ 90 | UGR ≤ 19 | RG 0 IEC 62471 | 220-240V | X-PERT | X-PERT

DIRECT / INDIRECT SOFT

SYSTEM POWER	COLOUR TEMP.	LUMINOUS FLUX	ORDER CODE
71 W	3000 K	↧4100 / ↥3350 lm	0 5 9 - 2 9 ⊔ 3 ⁘ ⇳ ◪ Z
	4000 K	↧4370 / ↥3560 lm	

CRI ≥ 90 | UGR ≤ 13 | cd/m² ≤ 3000 | RG 0 IEC 62471 | 220-240V | X-PERT | X-PERT

DIRECT / INDIRECT POWER

SYSTEM POWER	COLOUR TEMP.	LUMINOUS FLUX	ORDER CODE
80 W	3000 K	↧2400 / ↥7330 lm	0 5 9 - 2 9 ⊔ 2 ⁘ ⇳ ◪ Z
	4000 K	↧2550 / ↥7800 lm	

CRI ≥ 90 | UGR ≤ 10 | cd/m² ≤ 3000 | RG 0 IEC 62471 | 220-240V | X-PERT | X-PERT

DIRECT / INDIRECT ASYMMETRIC POWER

SYSTEM POWER	COLOUR TEMP.	LUMINOUS FLUX	ORDER CODE
97 W	3000 K	↧1900 / ↥9300 lm	0 5 9 - 2 9 ⊔ 1 ⁘ ⇳ ◪ Z
	4000 K	↧2030 / ↥9960 lm	

Light distributions

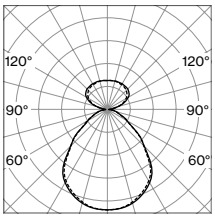

microprismatic
direct / indirect soft

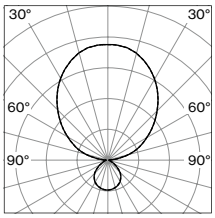

microprismatic
direct / indirect power

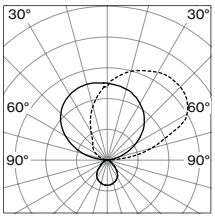

microprismatic
direct / indirect asym. power

LUMINOUS FLUX value calculated for
CRI ≥ 90, colour white, cover microprismatic

Business-Quartier Sparkasse
Salzburg, AT – by OM/ARGE
Neutor, Schabelreiter Architektur

OMV Vienna, AT

back



TASK square

free standing

EN Free standing luminaire with square luminaire head made of aluminium and rounded edges; ultra low-profile design (only 15 mm); steel round downpipe; pedestal with recess for table base; surface powder coated; direct light distribution by LGP body (Light Guiding Prism); side coupled light directed downwards by laser engraving; indirect component with special PCBs for increased luminous flux and maximum ceiling illumination; completely homogeneous illumination; energy-efficient LEDs with very good colour rendering; switch installed in the downpipe; incl. connection cable (3 m) with safety plug

FR Lampadaire à tête de luminaire carrée en aluminium et bords arrondis ; forme extrêm. plate (15 mm seulement) ; Tube acier rond ; pied avec échancrure pour pied de table ; surface thermolaquée ; distribution de lumière directe par LGP-Body (Light Guiding Prism) ; lumière couplée latéralement guidée vers le bas par gravure laser ; partie indirecte avec platines dédiées pour un flux lumineux accru et un éclairage maximal du plafond ; éclairage parfaitement homogène ; LED économes en énergie à restitution de couleur élevée ; interrupteur intégré dans le tube ; incl. câble raccordement (3 m) avec fiche contact de protection

Quickinfo

3000 K, 4000 K
CRI ≥ 90, 3 SDCM
UGR ≤ 19 / 65° ≤ 3000 cd/m²
up to 143 lm/W
L90 @ 50 000 h
touch DIM on pole
brightness & presence sensor
microprismatic (UGR ≤ 19)

Type

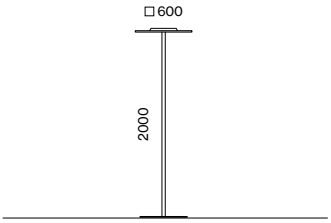

Colours

standard

xal.com/colours

Light distribution

direct
indirect

suitable for
fourfold workstation

control by touch
DIM on pole

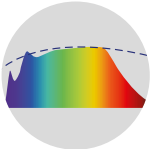

CRI ≥ 98
XPECTRUM

Order options

COLOUR TEMPERATURE

3000 K	0
4000 K	1

CONTROL

touch DIM on pole	5
ESSENTIAL sensor (brightness & presence)	7

MATERIAL COLOUR

pure white RAL 9010	7
white aluminium RAL 9006	6
jet black RAL 9005	8
special colours p. 992	X

LIGHT OPTIC COVER

microprismatic (UGR ≤ 19)

Options on request

COLOUR RENDERING INDEX

CRI ≥ 80

CRI ≥ 98 XPECTRUM

CONTROL

dynamic daylight control

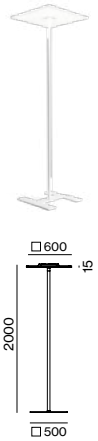

TASK square free standing

CRI ≥ 90 | UGR ≤ 19 | cd/m² ≤ 3000 | RG 0 IEC 62471 | 220-240 V | X-PERT | X-PERT

DIRECT / INDIRECT POWER

SYSTEM POWER	COLOUR TEMP.	LUMINOUS FLUX	ORDER CODE
92 W	3000 K	↧ 2280 / ↥ 10000 lm	059-2932 Z
	4000 K	↧ 2420 / ↥ 10700 lm	

Light distribution

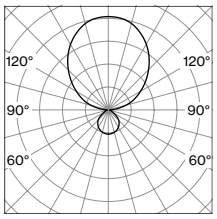

microprismatic

direct / indirect power

Technical data

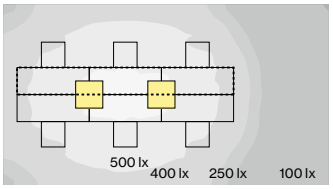

TASK square free standing
92 W, 4000 K, direct / indirect power

ROOM VALUES

Room dimensions	7.2 × 4 × 2.8 m
Reflection factor	0.7 | 0.5 | 0.2
Maintenance factor	0.8

CALCULATION SURFACE

Surface dimensions	4.8 × 0.6 m
Surface height	0.75 m
Average illuminance (E_m)	> 500 lx

GLARE EVALUATION

Table Classification X=4H | Y=8H | S=0.25H

UGR transversal	≤ 19
UGR axial	≤ 19

65° ≤ 3000 cd/m²

LUMINOUS FLUX value calculated for
CRI ≥ 90, colour white, cover microprismatic

Office MyHammer Berlin, DE –
by designfunktion Gesellschaft für
moderne Einrichtung Berlin mbH

Fricke Verwaltung Heeslingen, DE –
lighting design by LUV Interior Hamburg



back

Quickinfo

3000 K, 4000 K
CRI ≥ 90, 3 SDCM
up to 92 lm/W
L90 @ 50 000 h
DIM via optical sensor (10 – 100 %)
presence sensor
opal

Type

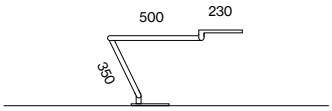

Colours

Light distribution

direct

TASK

table

EN Desk lamp in puristic design with high functionality; lamp head 360° rotatable and +/- 15° tiltable; surface powder coated; direct light distribution by LGP body (Light Guiding Prism); side coupled light directed downwards by laser engraving; completely homogeneous illumination; energy-efficient LEDs with very good colour rendering; continuously adjustable dimming via optical sensor (10-100 % analog); integrated USB charging socket for charging of a smart device; version with presence detector

FR Lampe de bureau au design épuré et hautement fonctionnel ; tête de luminaire pivotant à 360° et orientable à +/- 15° ; surface thermolaquée ; distribution de lumière directe par LGP-Body (Light Guiding Prism) ; lumière couplée latéralement guidée vers le bas par gravure laser ; éclairage parfaitement homogène ; LED économes en énergie à restitution de couleur élevée ; gradation en continu grâce à un capteur optique (10-100 % analogue) ; prise de chargement USB intégrée pour le chargement d'un Smart Device ; version avec capteur de présence

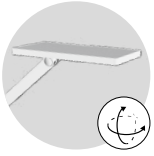
360° rotatable,
± 15° tiltable

presence sensor

USB charging socket

Order options

COLOUR TEMPERATURE

3000 K	0
4000 K	1

MATERIAL COLOUR

○ pure white RAL 9010	7
● jet black RAL 9005	8

LIGHT OPTIC COVER

opal

Options on request

COLOUR RENDERING INDEX

CRI ≥ 80

MOUNTING

table clamp, wall fastening

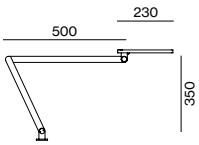

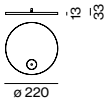

TASK table

CRI ≥ 90 · RG 0 IEC 62471 · 220-240 V · DIM 10-100% · MOVE sensor · USB connector · X-PERT

DIRECT

SYSTEM POWER	COLOUR TEMP.	LUMINOUS FLUX	ORDER CODE
11 W	3000 K	950 lm	059-2811 :: 7 ◪ O
	4000 K	1010 lm	

Accessories

BASE PLATE

TYPE	Ø·H (mm)	ORDER CODE
base plate	ø 220·13	059-289111 ◪

TABLE CLAMP for hole ø 68 mm, 10–30 mm range

TYPE	Ø·H (mm)	ORDER CODE
table clamp	ø 75·77–88	059-289211 ◪

LUMINOUS FLUX value calculated for CRI ≥ 90, colour white, cover opal

WKO Vienna, AT –
by Architekturconsult
with lighting design by Hailight
Lichtplanung, Andreas Haidegger

back



Quickinfo

PET felt
♻ from recycled material
up to absorption class A
available as B-s1, d0

Types

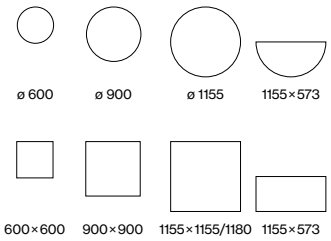

Colours

standard

xal.com/acoustic-colours

TASK

acoustic elements

EN Acoustic element made of high-quality, self-supporting, recycled PET felt with sound absorbing properties; different versions: choice of round, square, half round or rectangular design; high-quality visual and tactile surface; direct sound is absorbed by the front-mounted fleece, sound reflected from the ceiling/wall by an additional, rear-mounted fleece; this creates high acoustic performance; choice of surface mounted and pendant versions with cable suspension; tool-less suspension height adjustment of the acoustic element

FR Élément acoustique en feutre PET recyclé, autoportant, haute qualité, doué de propriétés insonorisantes ; diverses variantes : forme au choix ronde, carrée, demi-ronde ou rectangulaire ; surface aux grandes qualités visuelles et tactiles ; absorption du bruit direct grâce à la façade en non-tissé, ainsi qu'absorption du bruit réfléchi par le plafond/mur grâce à une couche de non-tissé supplémentaire au dos ; pour de meilleures performances acoustiques ; variante au choix fixée ou suspendue avec suspension par câble ; réglage de la hauteur sans outil au niveau de l'élément acoustique

single installation



recycled material

Order options

MOUNTING

surface	1
cable suspension 1500 mm	2

MATERIAL COLOUR

white	W
marble grey	D
felt grey	G
black	L
special colours p. 992	X

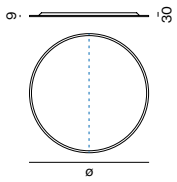

half round version

TASK ACOUSTIC round

ACOUSTIC ELEMENT

TYPE	Ø·H (mm)	ORDER CODE
600 round	600·30	059-579 34
900 round	900·30	059-579 35
1200 round	1155·30	059-579 36
1200 half round	1155·573·30	059-579 46

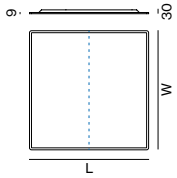

half square version

TASK ACOUSTIC square

ACOUSTIC ELEMENT

TYPE	L·W·H (mm)	ORDER CODE
600 square	600·600·30	059-579 14
900 square	900·900·30	059-579 15
1200 square	1155·1155·30	059-579 16
1200 square wide*	1155·1180·30	059-579 66
1200 half square	1155·573·30	059-579 26

*for combination with TASK linear system & TASK S suspended

TRIPWIRE

Meeting room
Visualisation

Slim and smart office light

BETO

EN Extremely slim and powerful – BETO combines technical excellence with subtle, minimalist design. The BETO product family is available as free-standing luminaires, or a suspended version. All versions have custom reflectors for the best screen-appropriate working light; as a free-standing luminaire, ideally suited for single or double workstations, and in a matching suspended version for double or quadruple workstations. Circle and square luminaires complete the series. Free-standing and suspended versions have an indirect light component for ceiling illumination. The colour rendering value of up to CRI ≥ 98 crafts a pleasant atmosphere. BETO comes in 3000 K or 4000 K light colours, or as a Tunable White option. The luminaire can be fitted with a presence and brightness sensor or a SENSE sensor which measures temperature, air quality, humidity, and noise levels. This allows the lighting to be adapted to the activities in the office while reducing energy costs.

FR La puissance toute en finesse – BETO allie l'excellence technique à un design subtil et épuré. La gamme BETO est disponible en version sur pied et suspendue. Quelle que soit la version choisie, le luminaire est doté de réflecteurs spéciaux pour un éclairage de travail optimal et adapté aux écrans : dans sa variante sur pied, il convient tout particulièrement aux postes de travail simples ou doubles, tandis que la version suspendue assortie est idéale pour les postes de travail doubles ou quadruples. Les versions sur pied et suspendue disposent d'une partie de lumière indirecte destinée à illuminer le plafond. L'indice de rendu des couleurs jusqu'à un IRC ≥ 98 confère par ailleurs à la pièce une ambiance des plus agréables. BETO est disponible dans les températures de couleur 3000 K, 4000 K ou, en option, comme Tunable White. En option, le luminaire peut être équipé d'un capteur de présence et de luminosité mais également d'un capteur SENSE qui effectue aussi des mesures telles que la température, la qualité de l'air, l'humidité ambiante et le niveau sonore. Il est ainsi possible d'adapter l'éclairage aux activités du bureau tout en réduisant la facture d'énergie.

Types

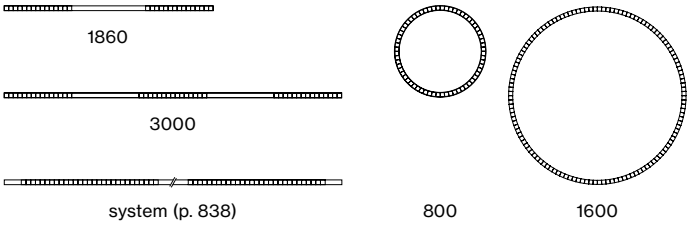

Mountings

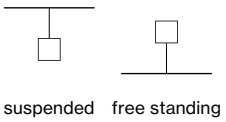

Light distributions

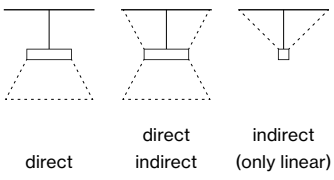

Variety

EN The BETO office luminaire series' elegant appearance combines successful room design with the best workplace lighting. As a free-standing luminaire, as a suspended luminaire, or as a system version – BETO offers a multifunctional lighting solution for a homogeneous appearance.

FR L'élégante apparence de la gamme de luminaires BETO Office associe un design d'intérieur du plus bel effet à un éclairage optimal du poste de travail. Décliné en version luminaire sur pied ou suspendu comme en variante système, BETO est une solution d'éclairage multifonctions à l'apparence homogène.



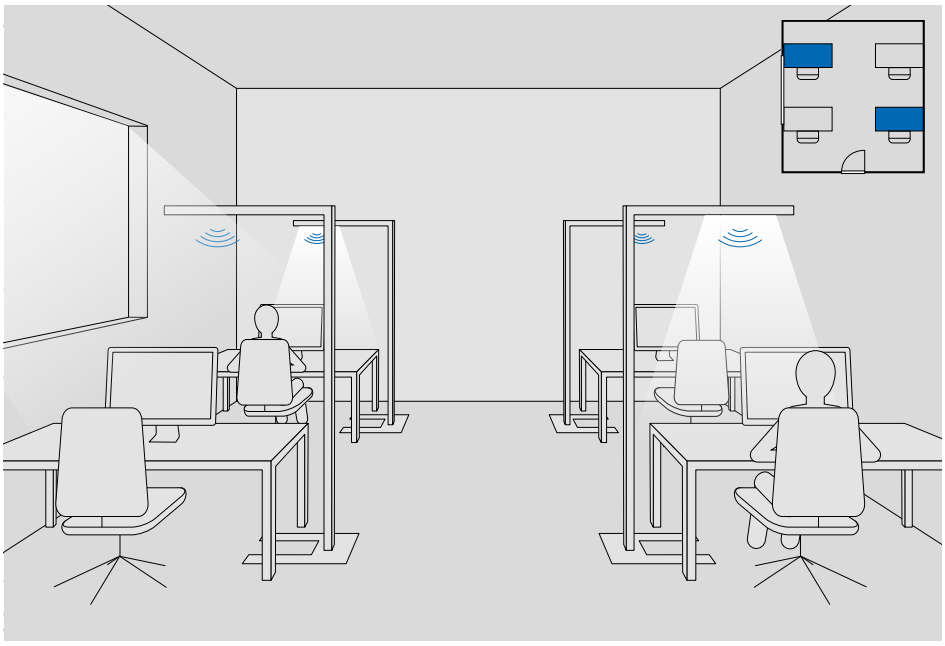

Advanced sensor technology

EN A presence sensor controls the light at the workplace depending on the presence of an individual. In addition, a brightness sensor adjusts the light intensity to the ambient brightness. The SENSE version also measures values such as temperature, air quality, humidity, and noise level. These data provide important insights into the conditions and use of rooms and support energy savings in the long term. The sensor data is transmitted via DALI. The SENSE sensor is IoT ready and enables data transmission via WLAN.

FR Un capteur de présence régule la lumière au niveau du poste de travail selon qu'une personne y est présente ou non. Quant au capteur de luminosité, il adapte l'intensité lumineuse à la lumière ambiante. La variante SENSE effectue également des mesures telles que la température, la qualité de l'air, l'humidité et le niveau sonore. Autant de renseignements précieux concernant les conditions et l'utilisation des locaux, qui se traduisent notamment par des économies d'énergie à long terme. Les données provenant des capteurs sont transmises via DALI. Le capteur SENSE est prêt pour l'IoT et permet la transmission de données par WLAN.

Work-friendly light

EN As an office luminaire, BETO guarantees illumination that is compliant with workplace standards (up to UGR ≤ 13). Custom glare-free reflectors and the selected use of blind covers direct the light precisely to the work surface and reduce reflections. The direct / indirect version comes with special lens technology that distributes the indirect light component homogeneously and broadly into the room.

FR En tant que luminaire de bureaux, BETO garantit un éclairage conforme aux normes des postes de travail (jusqu'à UGR ≤ 13). Des réflecteurs spécialement conçus pour réduire l'éblouissement et l'utilisation ciblée de protections dirigent la lumière avec précision sur le plan de travail et réduisent les reflets. Dans la formule directe/indirecte, un jeu spécial de lentilles répartit de manière homogène la très large composante de lumière indirecte dans la pièce.

XPECTRUM LED

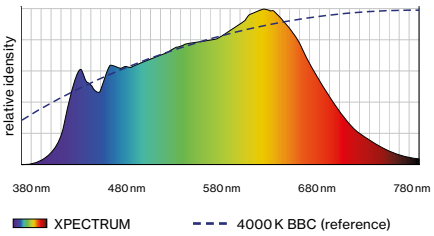

Commercially available LED 4000 K

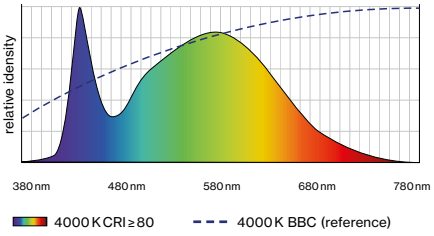

Full-spectrum LED

EN XAL's new XPECTRUM LEDs deliver healthy, biologically effective light. The reduced blue light and increased cyan values reduce the blue light hazard for the eye to daylight-equivalent levels. The resulting non-visual, so-called melanopic light effect, improves concentration and increases sleep quality. The excellent colour rendering of IES TM 30-15 $R_f = 98$ and $R_g = 101$ further helps visual comfort.

FR La nouvelle LED XPECTRUM de XAL fournit une lumière saine et adaptée au rythme circadien. La réduction de la lumière bleue ainsi que l'augmentation des valeurs cyan réduisent le risque que représente pour l'œil la lumière bleue, retrouvant un niveau similaire à celui de la lumière du jour. Il en résulte un effet d'éclairage non visuel, dit mélanopique, qui favorise la concentration et améliore la qualité du sommeil. L'excellent rendu des couleurs de l'IES TM 30-15 $R_f = 98$ et $R_g = 101$ constitue un autre atout pour le confort visuel.

back



Quickinfo

3000 K, 4000 K, TW
CRI ≥ 80, 3 SDCM
UGR ≤ 19 / 65° ≤ 1500 cd/m²
up to 145 lm/W
L90 @ 50 000 h
DALI-2
reflector (UGR ≤ 19)

Types

suspended

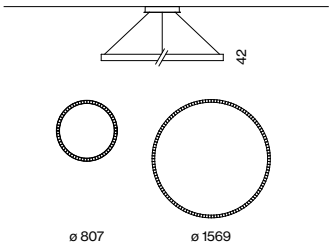

Colours

Light distributions

BETO circle

suspended

EN Ring shaped luminaire housing from rolled aluminium extruded profile, seamlessly welded; extremely slim design (only 42 x 42 mm); surface powder coated; pendant fitting with cable suspension; height adjustment without tools; with transparent feeder cable; electronic operating unit installed in the canopy; extruded profile for improved thermal management; high-gloss reflector with faceted design; direct or direct / indirect light distribution; indirect light component with integrated PC boards and high-quality lens system for maximum, homogeneous ceiling illumination; energy-efficient LEDs with very good colour rendering

FR Corps de luminaire en forme d'anneau en profil extrudé roulé en aluminium soudé sans trace visible ; forme extrêmement élancée (seulement 42 x 42 mm) ; surface thermolaquée ; suspension par câble ; réglage en hauteur sans outil ; conduit d'alimentation transparent inclus ; disp. électronique d'alimentation intégré au cache-piton ; profil extrudé pour une meilleure gestion de la température ; réflecteur ultra-brillant avec optique à facettes ; caractéristique de rayonnement direct ou direct / indirect ; dispositif de lumière indirecte avec platines dédiées et optique de lentille de grande qualité pour un éclairage de plafond homogène maximal ; LED économes en énergie à restitution de couleur élevée

DIN EN 12464-1
UGR ≤ 19

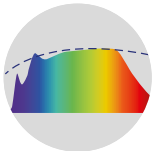

CRI ≥ 98
XPECTRUM

Order options

COLOUR TEMPERATURE

3000 K	5
4000 K	6
tunable white 2700 – 6500 K*	D

*DALI-2 DT8

CONTROL

DALI-2

MATERIAL COLOUR

○ pure white RAL 9010	7
● jet black RAL 9005	8

LIGHT OPTIC COVER

reflector (UGR ≤ 19)

Options on request

COLOUR RENDERING INDEX

CRI ≥ 90
CRI ≥ 98 XPECTRUM

CONTROL

Casambi

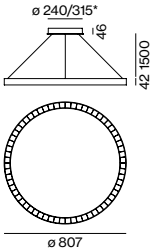

*tunable white version

BETO circle 800 suspended

UGR ≤ 19	cd/m² ≤1500	1 ADDR.	220-240V	X-PERT	X-PERT

DIRECT

SYSTEM POWER	COLOUR TEMP.	LUMINOUS FLUX	ORDER CODE
52 W	3000 K	6720 lm	0 7 4 - 7 4 0 3 :: 3 ◪ R
	4000 K	7080 lm	

UGR ≤ 19	cd/m² ≤1500	1 ADDR.	220-240V	X-PERT	X-PERT

DIRECT / INDIRECT POWER

SYSTEM POWER	COLOUR TEMP.	LUMINOUS FLUX	ORDER CODE
97 W	3000 K	↧ 6690 / ↥ 6400 lm	0 7 4 - 7 4 4 3 :: 3 ◪ R
	4000 K	↧ 7080 / ↥ 6780 lm	

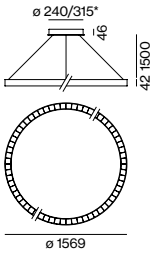

*tunable white and direct / indirect power version

BETO circle 1600 suspended

UGR ≤ 19	cd/m² ≤1500	1 ADDR.	220-240V	X-PERT	X-PERT

DIRECT

SYSTEM POWER	COLOUR TEMP.	LUMINOUS FLUX	ORDER CODE
98 W	3000 K	13400 lm	0 7 4 - 7 4 0 4 :: 3 ◪ R
	4000 K	14200 lm	

UGR ≤ 19	cd/m² ≤1500	2 ADDR.	220-240V	X-PERT	X-PERT

DIRECT / INDIRECT POWER

SYSTEM POWER	COLOUR TEMP.	LUMINOUS FLUX	ORDER CODE
190 W	3000 K	↧ 13400 / ↥ 12800 lm	0 7 4 - 7 4 4 4 :: 3 ◪ R
	4000 K	↧ 14200 / ↥ 13600 lm	

tunable white on request

Light distribution

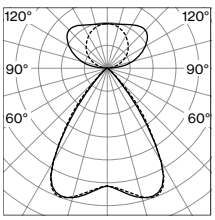

reflector (UGR ≤ 19)
direct / indirect power

LUMINOUS FLUX value calculated for CRI ≥ 80, colour white, reflector chrome

ALLPLAN Österreich GmbH
Graz, AT

Office OSTA
Harelbeke, BE



Quickinfo

3000 K, 4000 K, TW
CRI ≥ 80, 3 SDCM
UGR ≤ 16 / 65° ≤ 1500 cd/m²
up to 142 lm/W
L90 @ 50 000 h
DALI-2, DALI sensor
reflector (UGR ≤ 16)

Types

BETO suspended

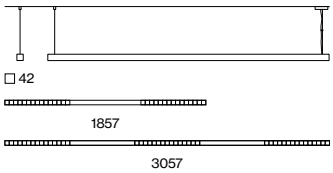

Colours

Light distributions

BETO

suspended

EN Luminaire housing from extruded aluminium profile, angular design; extremely slim design (only 42 x 42 mm); no visible screws; surface powder coated; pendant fitting with cable suspension; with integrated tool-less suspension height adjustment; spring clip attachment to the luminaire; freely positionable; with transparent feeder cable; extruded profile for improved thermal management; high-gloss reflector with faceted design; direct / indirect light distribution; indirect light component with integrated PC boards and high-quality lens system for maximum, homogeneous ceiling illumination, optionally separately controllable; energy-efficient LEDs with very good colour rendering

FR Corps de luminaire en profil extrudé en alu, version arête ; forme extrêmement élancée (seulement 42 x 42 mm) ; aucune vis visible ; surface thermolaquée ; suspension par câble ; réglage en hauteur sans outil au luminaire ; fixation au luminaire au moyen de clips à ressort ; positionnement libre ; conduit d'alimentation transparent inclus ; profil extrudé pour une meilleure gestion de la température ; réflecteur ultra-brillant avec optique à facettes ; caractéristique de rayonnement direct / indirect ; dispositif d'éclairage indirect avec platines dédiées et optique de lentille de grande qualité pour un éclairage maximal et homogène du plafond, contrôle séparé en option ; LED économes en énergie à restitution de couleur élevée

DiiA® standards
251, 252, 253

DIN EN 12464-1
UGR ≤ 19

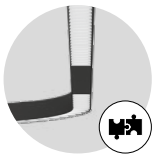

system
solution (p. 838)

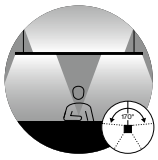

glare-free direct
and 170° indirect
illumination

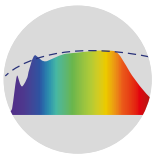

CRI ≥ 98
XPECTRUM

Order options

COLOUR TEMPERATURE

3000 K	5
4000 K	6
tunable white 2700 – 6500 K*	

*DALI-2 DT8

3000 K + TW 2700 – 6500 K*	
4000 K + TW 2700 – 6500 K*	

*DALI-2 DT8 (separately controllable)

CONTROL

DALI-2	3
DALI-2 D/I separately control.*	4
DALI sensor	7

*not for tunable white 1857 mm;
not for indirect power

MATERIAL COLOUR

○ pure white RAL 9010	7
● jet black RAL 9005	8

LIGHT OPTIC COVER

reflector (UGR ≤ 16)

Options on request

COLOUR RENDERING INDEX

CRI ≥ 90

CRI ≥ 98 XPECTRUM

CONTROL

Casambi

TUNABLE WHITE

direct light static 3000 K or
4000 K and indirect light
tunable 2700 – 6500 K



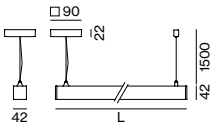



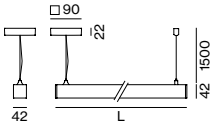

BETO suspended

UGR ≤ 16 | cd/m² ≤1500 | DALI 1 ADDR. | 220-240 V | X-PERT | X-PERT

INDIRECT POWER

SYS. POWER	COLOUR TEMP.	LUM. FLUX	L (mm)	ORDER CODE
63 W	3000 K	↥ 7680 lm	3457	0 7 4 - 6 2 N 9 :: ⇕ ◪ R
	4000 K	↥ 8120 lm		
60 W	2700 – 6500 K	↥ 7020 lm	3457	0 7 4 - 6 2 N 9 D ⇕ ◪ R

DIRECT / INDIRECT POWER

SYS. POWER	COLOUR TEMP.	LUM. FLUX	L (mm)	ORDER CODE
55 W	3000 K	↧ 3350 / ↥ 3580 lm	1857	0 7 4 - 6 2 4 6 :: ⇕ ◪ R
	4000 K	↧ 3540 / ↥ 3790 lm		
54 W (2 × DALI)	3000 K	↧ 3350 lm	1857	0 7 4 - 6 2 D 6 5 4 ◪ R
	2700 – 6500 K	↥ 3120 lm		
54 W (2 × DALI)	4000 K	↧ 3540 lm	1857	0 7 4 - 6 2 D 6 6 4 ◪ R
	2700 – 6500 K	↥ 3120 lm		
56 W (2 ×)	2700 – 6500 K	↧↥ 7030 lm	1857	0 7 4 - 6 2 4 6 D ⇕ ◪ R
91 W	3000 K	↧ 5020 / ↥ 7160 lm	3057	0 7 4 - 6 2 4 9 :: ⇕ ◪ R
	4000 K	↧ 5310 / ↥ 7580 lm		
90 W (2 × DALI)	3000 K	↧ 5020 lm	3057	0 7 4 - 6 2 D 9 5 4 ◪ R
	2700 – 6500 K	↥ 6240 lm		
90 W (2 × DALI)	4000 K	↧ 5310 lm	3057	0 7 4 - 6 2 D 9 6 4 ◪ R
	2700 – 6500 K	↥ 6240 lm		
93 W (2 ×)	2700 – 6500 K	↧↥ 12250 lm	3057	0 7 4 - 6 2 4 9 D ⇕ ◪ R

Technical data

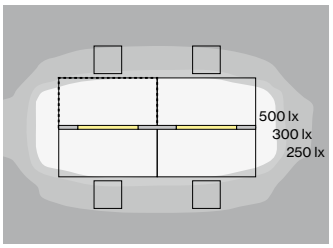

BETO suspended, 91 W, 4000 K
direct / indirect power

ROOM VALUES

Room dimensions	5.4 × 4 × 2.8 m
Reflection factor	0.7 | 0.5 | 0.2
Maintenance factor	0.8
Mounting height	2.25 m

CALCULATION SURFACE ·····

Surface dimensions	1.6 × 0.8
Surface height	0.75
Average illuminance (E_m)	> 500 lx
Uniformity (U_0)	> 0.6

GLARE EVALUATION

Table Classification X=4H | Y=8H | S=0.25H

UGR transversal	≤ 19
UGR axial	≤ 19

65° < 1500 cd/m²

Light distribution

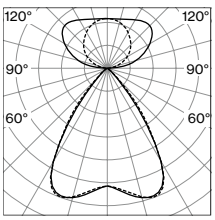

reflector (UGR ≤ 16)
direct / indirect power

LUMINOUS FLUX value calculated for
CRI ≥ 80, colour white, reflector chrome

Creative Lab Barcelona, ES –
lighting design by MMAS Lighting

Granitlab Coworking St. Martin im Mühlkreis, AT –
by GHT-Plan GmbH with lighting design
by GHT-Plan GmbH, AREA C.I. Design GmbH

back



reddot winner 2020

BETO

free standing

EN Free standing luminaire from extruded aluminium profile in angular design; extremely slim design (only 42 x 42 mm); rectangular downpipe; pedestal with recess for table base; surface powder coated; direct / indirect light distribution; direct light component with high-gloss reflector + faceted design and asymmetric radiation characteristic; indirect light component with integrated PC boards and high-quality lens system for maximum, homogeneous ceiling illumination; energy-efficient LEDs with very good colour rendering; switch installed in the downpipe; presence sensor detection range ø 4.5 m on the floor (variant brightness & presence sensor); incl. connection cable (3 m) with safety plug

FR Lampadaire en profil extrudé en aluminium en version à bords en arête ; forme extrêmement élancée (seulement 42 x 42 mm) ; tube carré ; pied avec échancrure pour pied de table ; surface thermolaquée ; caractéristique de rayonnement direct / indirect ; partie de lumière directe avec réflecteur ultra-brillant + optique à facettes et rayonnement asymétrique ; dispositif de lumière indirecte avec platines dédiées et optique de lentille de grande qualité pour un éclairage de plafond homogène maximal ; LED économes en énergie à restitution de couleur élevée ; interrupteur intégré dans le tube ; capteur de présence - zone d'enregistrement ø 4,5 m au sol (variante brightness & presence sensor) ; incl. câble raccordement (3 m) avec fiche contact de protection

Quickinfo

3000 K, 4000 K
CRI ≥ 80, 3 SDCM
up to 127 lm/W
L90 @ 50 000 h
touch DIM
brightness & presence sensor
reflector (UGR ≤ 13)

Type

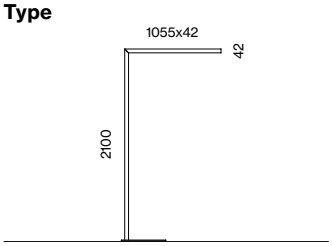

Colours

standard xal.com/colours

Light distributions

direct indir. soft direct indir. power

lighting control by touch DIM on pole

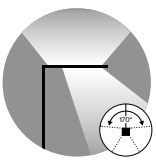

asymmetric illumination

SENSE sensor on request

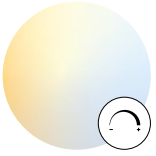

tunable white 2700 – 6500 K

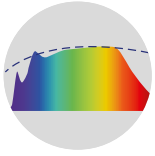

CRI ≥ 98 XPECTRUM

Order options

BASE PLATE

U-shape	4
T-shape	5

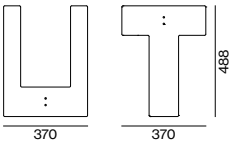

COLOUR TEMPERATURE

3000 K	5
4000 K	6

CONTROL

touch DIM on pole	1
ESSENTIAL sensor (brightness & presence)	7

MATERIAL COLOUR

○ pure white RAL 9010	7
● jet black RAL 9005	8
special colours ➔ p. 992	X

LIGHT OPTIC COVER

reflector (UGR ≤ 13)

Options on request

COLOUR RENDERING INDEX

CRI ≥ 90
CRI ≥ 98 XPECTRUM

COLOUR TEMPERATURE

tunable white 2700 – 6500 K
DALI-2 DT8

CONTROL

SENSE sensor (brightness, presence, temperature, sound pressure, humidity, CO_2)
cluster network DIM
dynamic daylight control (BPI)
Zigbee 3.0

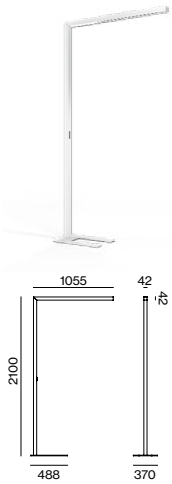

BETO free standing

UGR ≤ 13 | 220-240 V | X-PERT | X-PERT

DIRECT / INDIRECT SOFT

SYSTEM POWER	COLOUR TEMP.	LUMINOUS FLUX	ORDER CODE
59 W	3000 K	↧1850 / ↥5240 lm	0 7 4 - 6 9 4 ⊔ ⁘ ⇕ ◪ R
	4000 K	↧1950 / ↥5550 lm	

UGR ≤ 13 | 220-240 V | X-PERT | X-PERT

DIRECT / INDIRECT POWER

SYSTEM POWER	COLOUR TEMP.	LUMINOUS FLUX	ORDER CODE
76 W	3000 K	↧2090 / ↥6920 lm	0 7 4 - 6 9 5 ⊔ ⁘ ⇕ ◪ R
	4000 K	↧2210 / ↥7330 lm	

Technical data

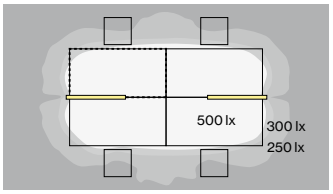

BETO free standing, 76 W, 4000 K direct / indirect power

ROOM VALUES

Room dimensions	5.4 × 4 × 2.8 m
Reflection factor	0.7 | 0.5 | 0.2
Maintenance factor	0.8

CALCULATION SURFACE ⋯⋯

Surface dimensions	1.6 × 0.8
Surface height	0.75
Average illuminance (E_m)	> 500 lx
Uniformity (U_0)	> 0.6

GLARE EVALUATION

Table Classification X=4H | Y=8H | S=0.25H

UGR transversal	≤ 19
UGR axial	≤ 19

Light distributions

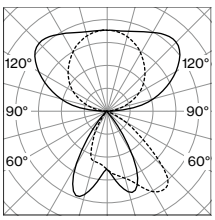

reflector (UGR ≤ 13)
direct / indirect

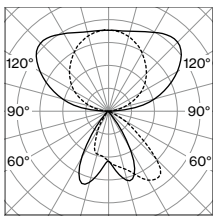

reflector (UGR ≤ 13)
direct / indirect power

LUMINOUS FLUX value calculated for CRI ≥ 80, colour white, reflector chrome

Tribünen der Trabrennbahn
Vienna, AT

Tribünen der Trabrennbahn
Vienna, AT

ALLPAN Österreich GmbH
Graz, AT

The art of round efficiency

SETA

EN The SETA luminaire was developed specifically for office environments. Its sleek design and powerful illumination are impressive. Special reflectors provide the ideal screen work light. The integrated indirect light component creates homogeneous ceiling illumination; the colour rendering value of up to CRI ≥ 98 ensures a pleasant room and work atmosphere. SETA can be used as a pendant luminaire for double and quadruple workstations, and can optionally be equipped with a presence and brightness sensor. SETA is the optimum for minimalist design, excellent technology, and low energy costs. The luminaire comes in light colours 3000 K, 4000 K, or Tunable White.

FR Sobriété du design, vaste choix de couleurs et remarquables performances d'éclairage : le luminaire SETA, conçu tout spécialement pour les environnements de bureau, ne manque pas d'atouts. Grâce aux réflecteurs spéciaux, la lumière produite se révèle idéale pour le travail sur écran. La part de lumière indirecte intégrée se traduit par un éclairage homogène du plafond, l'indice de rendu des couleurs jusqu'à un IRC ≥ 98 créant une ambiance de travail des plus agréables. SETA fait des merveilles en tant que luminaire suspendu pour postes de travail doubles ou quadruples et peut être équipé au choix d'un capteur de présence et de luminosité. Le luminaire SETA est un must en matière de design minimaliste, de technologie d'excellence et de faibles coûts énergétiques. Il est disponible dans les températures de couleur 3000 K, 4000 K ou, en option, comme Tunable White.

Types

1860

3000

system (p. 854)

Mounting

suspended

Light distributions

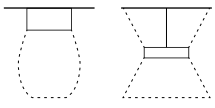

reflector (UGR ≤ 19)

direct indirect



SETA

suspended

EN Luminaire housing from extruded aluminium profile, round design; extremely slim design (only ø61mm); no visible screws; surface powder coated; pendant fitting with cable suspension; with integrated tool-less suspension height adjustment; spring clip attachment to the luminaire; freely positionable; with transparent feeder cable; extruded profile for improved thermal management; high-gloss reflector with faceted design; direct / indirect light distribution; indirect light component with integrated PC boards and high-quality lens system for maximum, homogeneous ceiling illumination, optionally separately controllable; energy-efficient LEDs with very good colour rendering

FR Corps de luminaire en profil extrudé en alu, version rond ; forme extrêmement élancée (seulement ø61mm) ; aucune vis visible ; surface thermolaquée ; suspension par câble ; réglage en hauteur sans outil au luminaire ; fixation au luminaire au moyen de clips à ressort ; positionnement libre ; conduit d'alimentation transparent inclus ; profil extrudé pour une meilleure gestion de la température ; réflecteur ultra-brillant avec optique à facettes ; caractéristique de rayonnement direct / indirect ; dispositif d'éclairage indirect avec platines dédiées et optique de lentille de grande qualité pour un éclairage maximal et homogène du plafond, contrôle séparé en option ; LED économes en énergie à restitution de couleur élevée

Quickinfo

3000 K, 4000 K, TW
CRI ≥ 80, 3 SDCM
UGR ≤ 16 / 65° ≤ 1500 cd/m²
L 1860 up to ↧ 3540 / ↥ 3790 lm
L 3000 up to ↧ 5310 / ↥ 7580 lm
up to 142 lm/W
L90 @ 50 000 h
DALI-2, DALI sensor
reflector (UGR ≤ 16)

Types

SETA suspended

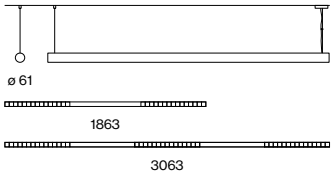

Colours

Light distribution

DiiA® standards
251, 252, 253

special end cap &
reflector design

DIN EN 12464-1
UGR ≤ 19

system
solution (p. 854)

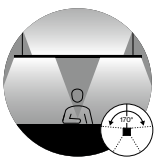

glare-free direct
and 170° indirect
illumination

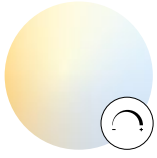

tunable white
2700 – 6500 K

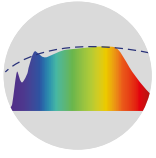

CRI ≥ 98
XPECTRUM

Order options

COLOUR TEMPERATURE

3000 K	5
4000 K	6
tunable white 2700 – 6500 K*	

*DALI-2 DT8

3000 K + TW 2700 – 6500 K*	
4000 K + TW 2700 – 6500 K*	

*DALI-2 DT8 (separately controllable)

CONTROL

DALI-2	3
DALI-2 D/I separately control.*	4
DALI sensor	7

*not for tunable white 1857 mm

MATERIAL COLOUR

○ pure white RAL 9010	7
● jet black RAL 9005	8

LIGHT OPTIC COVER

reflector (UGR ≤ 16)

Options on request

COLOUR RENDERING INDEX

CRI ≥ 90

CRI ≥ 98 XPECTRUM

TUNABLE WHITE

direct light static 3000 K
or 4000 K and indirect light
tunable 2700 – 6500 K

MATERIAL COLOUR

grey

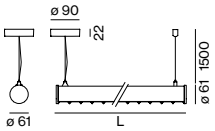

SETA suspended

UGR ≤ 16 | cd/m² ≤ 1500 | DALI 1 ADDR. | 220-240V | X-PERT | X-PERT

DIRECT / INDIRECT POWER

SYS. POWER	COLOUR TEMP.	LUM. FLUX	L (mm)	ORDER CODE
55 W	3000 K	↧ 3350 / ↥ 3580 lm	1863	0 7 4 - 5 2 4 6 R
	4000 K	↧ 3540 / ↥ 3790 lm		
54 W	3000 K	↧ 3350 lm	1863	0 7 4 - 5 2 D 6 5 4 R
(2 × DALI)	2700 – 6500 K	↥ 3120 lm		
54 W	4000 K	↧ 3540 lm	1863	0 7 4 - 5 2 D 6 6 4 R
(2 × DALI)	2700 – 6500 K	↥ 3120 lm		
56 W (2 ×)	2700 – 6500 K	↧↥ 7030 lm	1863	0 7 4 - 5 2 4 6 D R
91 W	3000 K	↧ 5020 / ↥ 7160 lm	3063	0 7 4 - 5 2 4 9 R
	4000 K	↧ 5310 / ↥ 7580 lm		
90 W	3000 K	↧ 5020 lm	3063	0 7 4 - 5 2 D 9 5 4 R
(2 × DALI)	2700 – 6500 K	↥ 6240 lm		
90 W	4000 K	↧ 5310 lm	3063	0 7 4 - 5 2 D 9 6 4 R
(2 × DALI)	2700 – 6500 K	↥ 6240 lm		
93 W (2 ×)	2700 – 6500 K	↧↥ 12250 lm	3063	0 7 4 - 5 2 4 9 D R

Technical data

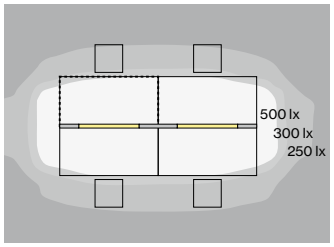

SETA suspended, 91 W, 4000 K
direct / indirect power

ROOM VALUES

Room dimensions	5.4 × 4 × 2.8 m
Reflection factor	0.7 | 0.5 | 0.2
Maintenance factor	0.8
Mounting height	2.25 m

CALCULATION SURFACE ·····

Surface dimensions	1.6 × 0.8
Surface height	0.75
Average illuminance (E_m)	> 500 lx
Uniformity (U_0)	> 0.6

GLARE EVALUATION

Table Classification X=4H | Y=8H | S=0.25H

UGR transversal	≤ 19
UGR axial	≤ 19
65° < 1500 cd/m²	

Light distribution

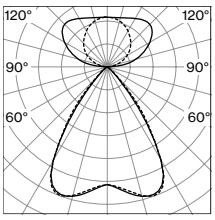

reflector (UGR ≤ 16)
direct / indirect power

LUMINOUS FLUX value calculated for
CRI ≥ 80, colour white, reflector chrome

Office
Visualisation

Canon

Quality along the line



LENO

EN The extremely flat LENO profile luminaire is surprisingly versatile. It is available as a recessed, semi-recessed or surface-mounted version for wall or ceiling mounting, in a suspended version. LENO and its microprismatic cover create ideal work light. The version with an opal cover is best suited for homogeneous room lighting. The variant with asymmetrical beam distribution illuminates walls homogeneously. LENO Jut-Out adds further ceiling illumination by employing discreet lateral radiation. By simply fixing the insets magnetically, assembly is quick and flexible.

FR LENO est un luminaire profilé extrêmement plat qui se démarque par son côté polyvalent. Il est disponible en version encastrée, semi-encastrée ou apparente à monter sur mur ou plafond, sans oublier la variante suspendue. Doté d'un diffuseur microprismatique, LENO crée un éclairage de idéal pour travailler. La variante avec diffuseur opale contribue à l'homogénéité de l'éclairage de la pièce. Dans sa version asymétrique, les murs sont éclairés de manière homogène, tandis que LENO Jut-Out génère un éclairage supplémentaire au plafond par un discret rayonnement latéral. La fixation magnétique des insets se traduit par un montage d'une remarquable rapidité et flexibilité.

Type

90

Mountings

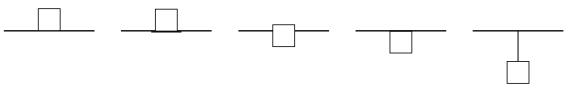

trimless recessed | trim recessed | semi-recessed | surface | suspended

Light distributions

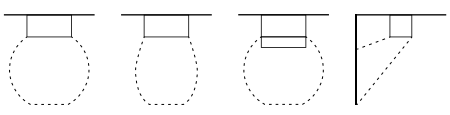

opal | microprismatic (UGR ≤ 19) | jut-out | wallwasher

back



GOOD DESIGN

LENO

recessed with trim / trimless

EN Low profile recessed channel; suitable for trimless installation in 12.5 mm plasterboard ceilings, or with trim; wall or ceiling mounting; powder coated; special edge design with grooves for better adhesion of filler (trimless); easy mounting without need to cut the substructure; fall-safe light inset made of extruded aluminium profile, can be inserted in the canal without tools by magnetic holders; side coupled light, directed downwards by LGP body (Light Guiding Prism) and highly efficient reflector; homogeneously illuminated, satinised (flush or jut-out) or microprismatic PMMA cover; optional asym. light distribution; energy-eff. LEDs – very good colour rendering; external converter for ceiling insertion

FR Canal à encastrer extrêmement plat ; convient pour un encastrement sans bord en plafonds en placoplâtre de 12,5 mm, ou avec bord continu ; montage mur ou plafond ; thermolaquée ; formation de bords spéciaux avec cannelures pour meilleure adhérence du l'enduit (trimless) ; montage simple sans découpage de la sous-construction ; élément d'éclairage antichute en profil d'aluminium extrudé pour montage en canal sans outil au moyen de fixations magnétiques ; lumière couplée latéralement guidée vers le bas par LGP Body (Light Guiding Prism) et réflecteur haut. efficace ; cache éclairé de façon homogène, satiné (affleurant ou en saillie) ou microprismatique en PMMA ; en option diffusion asym. de la lumière ; LED à haut rend. énerg. – excellent rendu coul. ; convertisseur externe pour fente plafond

Quickinfo

3000 K, 4000 K
CRI ≥ 80, 3 SDCM
up to 137 lm/W
L90 @ 50 000 h
DALI-2
opal, microprismatic (UGR ≤ 19),
jut-out, asymmetric wallwasher

Types

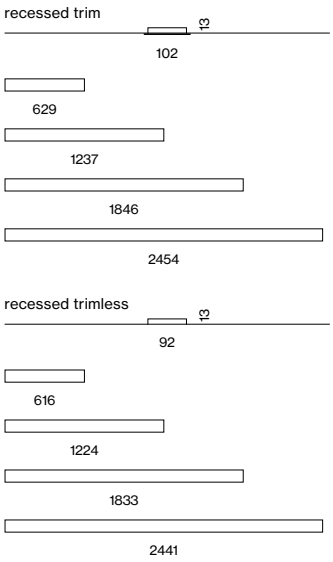

Colour

Light distributions

DiiA® standards 251, 252, 253

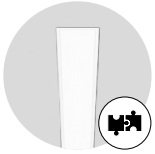

system solution (p. 862)



microprismatic UGR ≤ 19

quick installation

Order options

COLOUR TEMPERATURE

3000 K	5
4000 K	6

CONTROL

DALI-2

MATERIAL COLOUR

○ traffic white RAL 9016

LIGHT OPTIC COVER

opal high performance	H
microprismatic (UGR ≤ 19)	G
jut-out	J
asymmetric	

Options on request

COLOUR RENDERING INDEX

CRI ≥ 90

LENO trim

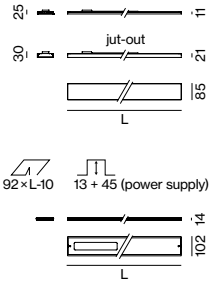

LUMINAIRE

SYS. POWER	COLOUR TEMP.	LUM. FLUX	L (mm)	ORDER CODE
10.8 W	3000 K	1230 lm	629	051-8412::37□
	4000 K	1300 lm		
19.1 W	3000 K	2450 lm	1237	051-8414::37□
	4000 K	2600 lm		
28.6 W	3000 K	3680 lm	1846	051-8416::37□
	4000 K	3890 lm		
38 W	3000 K	4900 lm	2454	051-8418::37□
	4000 K	5190 lm		
15.6 W asym.	3000 K	1570 lm	616	051-8412::37A
	4000 K	1660 lm		
31 W asym.	3000 K	3140 lm	1237	051-8414::37A
	4000 K	3330 lm		
47 W asym.	3000 K	4710 lm	1846	051-8416::37A
	4000 K	4990 lm		
62 W asym.	3000 K	6280 lm	2454	051-8418::37A
	4000 K	6650 lm		

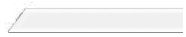

LENO trimless

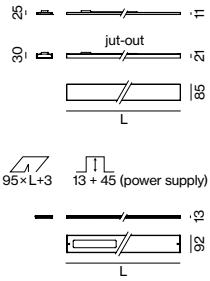

LUMINAIRE

SYS. POWER	COLOUR TEMP.	LUM. FLUX	L (mm)	ORDER CODE
10.8 W	3000 K	1230 lm	616	051-8312::37□
	4000 K	1300 lm		
19.1 W	3000 K	2450 lm	1224	051-8314::37□
	4000 K	2600 lm		
28.6 W	3000 K	3680 lm	1833	051-8316::37□
	4000 K	3890 lm		
38 W	3000 K	4900 lm	2441	051-8318::37□
	4000 K	5190 lm		
15.6 W asym.	3000 K	1570 lm	616	051-8312::37A
	4000 K	1660 lm		
31 W asym.	3000 K	3140 lm	1224	051-8314::37A
	4000 K	3330 lm		
47 W asym.	3000 K	4710 lm	1833	051-8316::37A
	4000 K	4990 lm		
62 W asym.	3000 K	6280 lm	2441	051-8318::37A
	4000 K	6650 lm		

Accessories

DISMOUNTING TOOL

TYPE	ORDER CODE
vacuum cup	086-30000

Technical data

see page 497

Light distribution

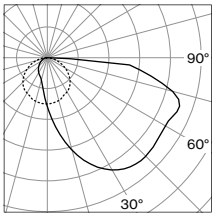

asymmetric

LUMINOUS FLUX value calculated for CRI ≥ 80, colour white, cover opal microprismatic -5 %, jut-out -4 %

Vaucluse House Sydney, AU –
by EST Lighting

back

GOOD DESIGN

LENO

semi-recessed

EN Low profile recessed mounted luminaire, 15 mm visible height; suitable for wall or ceiling mounting; suitable for installation in primed or exposed concrete, in plasterboard constructions and in plastered walls or ceilings; surface powder coated; fall-safe light inset made of extruded aluminium profile, can be inserted in the canal without tools by magnetic holders; side coupled light, directed downwards by LGP body (Light Guiding Prism) and highly efficient reflector; homogeneously illuminated, satinised (flush or jut-out) or microprismatic PMMA cover; energy-efficient LEDs with very good colour rendering

FR Luminaire à encastrer extrêmement plat avec 15 mm de hauteur visible ; convient au montage au plafond ou mural ; convient au montage dans du béton enduit ou béton apparent, constructions en placoplâtre et dans les murs ou plafonds enduits ; surface thermolaquée ; élément d'éclairage antichute en profil d'aluminium extrudé pour montage en canal sans outil au moyen de fixations magnétiques ; lumière couplée latéralement guidée vers le bas par LGP Body (Light Guiding Prism) et réflecteur haut. efficace ; cache éclairé de façon homogène, satiné (affleurant ou en saillie) ou microprismatique en PMMA ; LED économes en énergie à restitution de couleur élevée

Quickinfo

3000 K, 4000 K
CRI ≥ 80, 3 SDCM
up to 137 lm/W
L90 @ 50 000 h
DALI-2
opal, microprismatic (UGR ≤ 19), jut-out

Types

semi-recessed

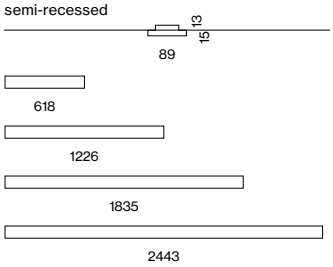

Colours

Light distributions

DiiA® standards 251, 252, 253



system solution (p. 870)



microprismatic UGR ≤ 19

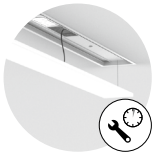

quick installation

Order options

COLOUR TEMPERATURE

3000 K	5
4000 K	6

CONTROL

DALI-2

MATERIAL COLOUR

○ traffic white RAL 9016	7
● jet black RAL 9005	8

LIGHT OPTIC COVER

opal high performance	H
microprismatic (UGR ≤ 19)	G
jut-out	J

Options on request

COLOUR RENDERING INDEX

CRI ≥ 90

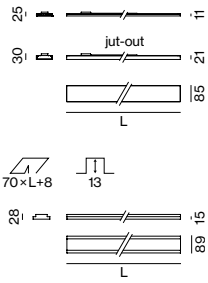

LENO semi-recessed

LUMINAIRE

SYS. POWER	COLOUR TEMP.	LUM. FLUX	L (mm)	ORDER CODE
10.8 W	3000 K	1230 lm	618	051-8512 :: 3 ◪ ◘
	4000 K	1300 lm		
19.1 W	3000 K	2450 lm	1226	051-8514 :: 3 ◪ ◘
	4000 K	2600 lm		
28.6 W	3000 K	3680 lm	1835	051-8516 :: 3 ◪ ◘
	4000 K	3890 lm		
38 W	3000 K	4900 lm	2443	051-8518 :: 3 ◪ ◘
	4000 K	5190 lm		

Accessories

DISMOUNTING TOOL

TYPE	ORDER CODE
vacuum cup	086-30000

Technical data

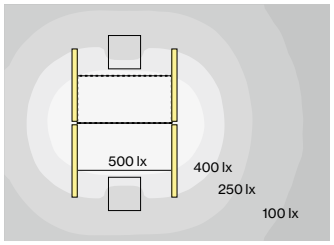



LENO semi-recessed, 19.1 W, 4000 K

ROOM VALUES

Room dimensions	5.4 × 4 × 2.8 m
Reflection factor	0.7 | 0.5 | 0.2
Maintenance factor	0.8

CALCULATION SURFACE

Surface dimensions	1.6 × 0.8
Surface height	0.75
Average illuminance (E_m)	> 500 lx
Uniformity (U_0)	> 0.6

GLARE EVALUATION

Table Classification X=4H | Y=8H | S=0.25H	
UGR transversal	≤ 19
UGR axial	≤ 19

LUMINOUS FLUX value calculated for CRI ≥ 80, colour white, cover opal microprismatic -5 %, jut-out -4 %

Maunulan työväenopisto
Helsinki, FI –
by KS2 Architects

back

GERMAN DESIGN AWARD WINNER 2019

GOOD DESIGN

LENO

surface

EN Low profile surface mounted luminaire, 28 mm total height; suitable for wall or ceiling mounting; surface powder coated; fall-safe light inset made of extruded aluminium profile, can be inserted in the canal without tools by magnetic holders; side coupled light, directed downwards by LGP body (Light Guiding Prism) and highly efficient reflector; homogeneously illuminated, satinised (flush or jut-out) or microprismatic PMMA cover; energy-efficient LEDs with very good colour rendering

FR Luminaire en saillie extrêmement plat d'une hauteur totale de 28 mm ; convient au montage au plafond ou mural ; surface thermolaquée ; élément d'éclairage antichute en profil d'aluminium extrudé pour montage en canal sans outil au moyen de fixations magnétiques ; lumière couplée latéralement guidée vers le bas par LGP Body (Light Guiding Prism) et réflecteur haut. efficace ; cache éclairé de façon homogène, satiné (affleurant ou en saillie) ou microprismatique en PMMA ; LED économes en énergie à restitution de couleur élevée

Quickinfo

3000 K, 4000 K
CRI ≥ 80, 3 SDCM
up to 137 lm/W
L90 @ 50 000 h
DALI-2
opal, microprismatic (UGR ≤ 19), jut-out

Types

surface

Colours

Light distributions

DiiA® standards 251, 252, 253



system solution (p. 874)



microprismatic UGR ≤ 19

quick installation

Order options

COLOUR TEMPERATURE

3000 K	5
4000 K	6

CONTROL

DALI-2

MATERIAL COLOUR

○ traffic white RAL 9016	7
● jet black RAL 9005	8

LIGHT OPTIC COVER

opal high performance	H
microprismatic (UGR ≤ 19)	G
jut-out	J

Options on request

COLOUR RENDERING INDEX

CRI ≥ 90



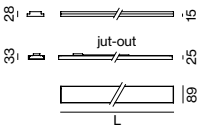

LENO surface

UGR ≤ 19 | RG 0 IEC 62471 | DALI 1 ADDR. | 220-240 V | X-PERT

LUMINAIRE

SYS. POWER	COLOUR TEMP.	LUM. FLUX	L (mm)	ORDER CODE
10.8 W	3000 K	1230 lm	618	0 5 1 - 9 1 1 2 :: 3 ◪ ◘
	4000 K	1300 lm		
19.1 W	3000 K	2450 lm	1226	0 5 1 - 9 1 1 4 :: 3 ◪ ◘
	4000 K	2600 lm		
28.6 W	3000 K	3680 lm	1835	0 5 1 - 9 1 1 6 :: 3 ◪ ◘
	4000 K	3890 lm		
38 W	3000 K	4900 lm	2443	0 5 1 - 9 1 1 8 :: 3 ◪ ◘
	4000 K	5190 lm		

Technical data

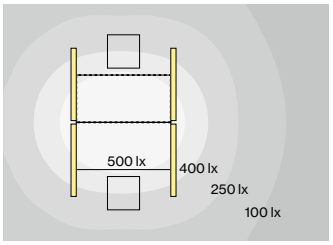



LENO surface, microprismatic, 19.1 W, 4000 K

ROOM VALUES

Room dimensions	5.4 × 4 × 2.8 m
Reflection factor	0.7 | 0.5 | 0.2
Maintenance factor	0.8

CALCULATION SURFACE ·····

Surface dimensions	1.6 × 0.8
Surface height	0.75
Average illuminance (E_m)	> 500 lx
Uniformity (U_0)	> 0.6

GLARE EVALUATION

Table Classification X=4H | Y=8H | S=0.25H	
UGR transversal	≤ 19
UGR axial	≤ 19

LUMINOUS FLUX value calculated for CRI ≥ 80, colour white, cover opal microprismatic -5 %, jut-out -4 %

Private Residence
Hausmannstätten, AT –
by DI Thomas Schwed



GERMAN DESIGN AWARD WINNER 2019

GOOD DESIGN

LENO

suspended

EN Low profile suspended luminaire, 28 mm total height; pendant fitting with cable suspension; with integrated tool-less suspension height adjustment; incl. transparent feed; surface powder coated; fall-safe light inset made of extruded aluminium profile, can be inserted in the canal without tools by magnetic holders; side coupled light, directed downwards by LGP body (Light Guiding Prism) and highly efficient reflector; homogeneously illuminated, satinised (flush or jut-out) or microprismatic PMMA cover; energy-efficient LEDs with very good colour rendering

FR Luminaire suspendu extrêmement plat d'une hauteur totale de 28 mm ; suspension par câble ; réglage en hauteur sans outil au luminaire ; incl. conduit d'alimentation transparent ; surface thermolaquée ; élément d'éclairage antichute en profil d'aluminium extrudé pour montage en canal sans outil au moyen de fixations magnétiques ; lumière couplée latéralement guidée vers le bas par LGP Body (Light Guiding Prism) et réflecteur haut. efficace ; cache éclairé de façon homogène, satiné (affleurant ou en saillie) ou microprismatique en PMMA ; LED économes en énergie à restitution de couleur élevée

Quickinfo

3000 K, 4000 K
CRI ≥ 80, 3 SDCM
up to 137 lm/W
L90 @ 50 000 h
DALI-2
opal, microprismatic (UGR ≤ 19), jut-out

Types

suspended

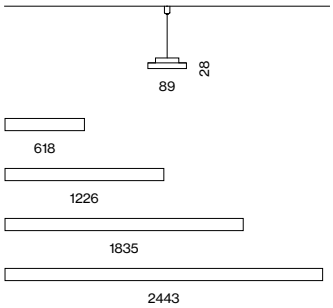

Colours

Light distributions

DiiA® standards 251, 252, 253

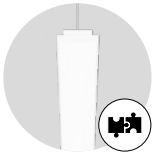

system solution (p. 876)



microprismatic UGR ≤ 19

quick installation

Order options

COLOUR TEMPERATURE

3000 K	5
4000 K	6

CONTROL

DALI-2

MATERIAL COLOUR

○ traffic white RAL 9016	7
● jet black RAL 9005	8

LIGHT OPTIC COVER

opal high performance	H
microprismatic (UGR ≤ 19)	G
jut-out	J

Options on request

COLOUR RENDERING INDEX

CRI ≥ 90

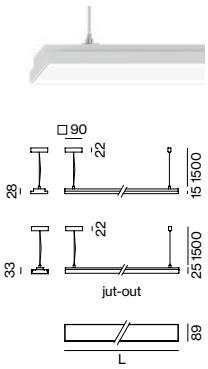

LENO suspended

UGR ≤ 19 | RG 0 IEC 62471 | DALI 1 ADDR. | 220-240 V | X-PERT

LUMINAIRE

SYS. POWER	COLOUR TEMP.	LUM. FLUX	L (mm)	ORDER CODE
10.8 W	3000 K	1230 lm	618	051-9212 :: 3 ◪ ◘
	4000 K	1300 lm		
19.1 W	3000 K	2450 lm	1226	051-9214 :: 3 ◪ ◘
	4000 K	2600 lm		
28.6 W	3000 K	3680 lm	1835	051-9216 :: 3 ◪ ◘
	4000 K	3890 lm		
38 W	3000 K	4900 lm	2443	051-9218 :: 3 ◪ ◘
	4000 K	5190 lm		

Technical data

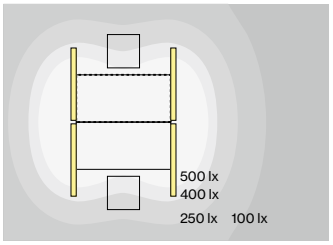



LENO suspended, microprismatic, 19.1 W, 4000 K

ROOM VALUES

Room dimensions	5.4 × 4 × 2.8 m
Reflection factor	0.7 | 0.5 | 0.2
Maintenance factor	0.8
Mounting height	2.25 m

CALCULATION SURFACE

Surface dimensions	1.6 × 0.8
Surface height	0.75
Average illuminance (E_m)	> 500 lx
Uniformity (U_0)	> 0.6

GLARE EVALUATION

Table Classification X=4H | Y=8H | S=0.25H

UGR transversal	≤ 19
UGR axial	≤ 19

LUMINOUS FLUX value calculated for CRI ≥ 80, colour white, cover opal microprismatic -5 %, jut-out -4 %

Amvest headquarters Amsterdam, NL –
by Firm Architects with lighting design
by Maichel Kusters

Sharpen your profile



MINIMAL

EN Minimalism par excellence: If you like straightforward design, then MINIMAL is perfect for you. Aimed at interiors, the recessed profile luminaire can be seamlessly integrated into all rooms and interiors with style. The single luminaire is trimless, available in different lengths, and varies the desired room effect with the light colours 3000 K, 4000 K, or Tunable White. Homogenous room illumination is achieved with the opal cover. For standard-compliant workplace lighting, the microprismatic cover version is the best choice.

FR Le minimalisme par excellence : adeptes de design rectiligne, le MINIMAL est fait pour vous. Le luminaire profilé encastré, orienté vers les espaces intérieurs, s'intègre à merveille à tous les espaces et à leur intérieur, avec toujours beaucoup de style. Le luminaire individuel sans bord et disponible dans différentes longueurs permet de faire varier l'effet souhaité avec les températures de couleur 3000 K, 4000 K ou comme Tunable White. L'éclairage homogène de la pièce est assuré par le diffuseur opale. Pour éclairer les postes de travail conformément aux normes en vigueur, on préfèrera la version avec diffuseur microprismatique.

Types

60 100

Mounting

trimless
recessed

Light distributions

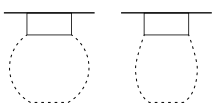

opal microprismatic
(UGR ≤ 19)

back



MINIMAL 60

recessed trimless

EN Luminaire housing made of extruded aluminium; for trimless installation in plasterboard ceilings; special edge design with grooves for better adhesion of filler; suitable for ceiling thickness of 8-25 mm; surface powder coated; luminaire profile for mounting available in advance; remaining luminaire components mounted without tools; light inset consisting of highly reflective coated extruded profile for improved thermal management; HPO (High Performance Opal) cover for uniform illumination; micro prismatic PMMA diffuser incl. diffuser film for homogeneous illumination and reduced luminance; energy-efficient LEDs with very good colour rendering

FR Corps de luminaire en profil extrudé en aluminium ; convient à encastrement sans bord en plafond en placoplâtre ; formation de bords spéciaux avec cannelures pour meilleure adhérence du l'enduit ; convient aux épaisseurs de plafond de 8-25 mm ; surface thermolaquée ; Profilé de luminaire pour montage livrable avant ; composants restants du luminaire montable sans outil ; élément lumineux composé de profilé extrudé laqué hautement réfléchissant pour une gestion thermique améliorée ; cache HPO (High Performance Opal) pour éclairage homogène ; cache PMMA microprismatique, avec film diffusant inclus pour réduire la brillance avec un éclairage homogène ; LED économes en énergie à restitution de couleur élevée

Quickinfo

3000 K, 4000 K
CRI ≥ 80, 3 SDCM
up to 125 lm/W
L90 @ 50 000 h
non DIM, DALI-2
opal, microprismatic (UGR ≤ 19)

Types

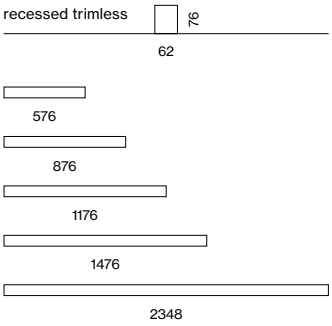

Colour

Light distributions

DiiA® standards
251, 252, 253

system
solution (p. 880)



microprismatic
UGR ≤ 19



tunable white
2700 – 6500 K

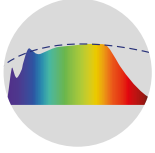

CRI ≥ 98
XPECTRUM

Order options

COLOUR TEMPERATURE

3000 K	5
4000 K	6

CONTROL

non DIM	1
DALI-2	3

MATERIAL COLOUR

○ traffic white RAL 9016

LIGHT OPTIC COVER

opal high performance	H
microprismatic	Z
microprismatic (UGR ≤ 19)*	G

*UGR ≤ 19 only with mid lumen

Options on request

COLOUR RENDERING INDEX

CRI ≥ 90
CRI ≥ 98 XPECTRUM

COLOUR TEMPERATURE

tunable white 2700 – 6500 K

DALI-2 DT8

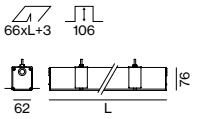

MINIMAL 60 trimless

UGR ≤ 19 | RG 0 IEC 62471 | DALI 1 ADDR. | 220-240V | CB

MID LUMEN

SYS. POWER	COLOUR TEMP.	LUM. FLUX	L (mm)	ORDER CODE
8.7 W	3000 K	902 lm	576	052-32L2 :: 17 □
	4000 K	955 lm		
13 W	3000 K	1350 lm	876	052-32L3 :: 17 □
	4000 K	1430 lm		
15.3 W	3000 K	1800 lm	1176	052-32L4 :: 17 □
	4000 K	1910 lm		
19.2 W	3000 K	2250 lm	1476	052-32L5 :: 17 □
	4000 K	2390 lm		
31 W	3000 K	3610 lm	2348	052-32L8 :: 17 □
	4000 K	3820 lm		

HIGH LUMEN

SYS. POWER	COLOUR TEMP.	LUM. FLUX	L (mm)	ORDER CODE
13.8 W	3000 K	1490 lm	576	052-32M2 :: ≎ 7 □
	4000 K	1580 lm		
20.6 W	3000 K	2240 lm	876	052-32M3 :: ≎ 7 □
	4000 K	2370 lm		
27.5 W	3000 K	2980 lm	1176	052-32M4 :: ≎ 7 □
	4000 K	3160 lm		
34 W	3000 K	3730 lm	1476	052-32M5 :: ≎ 7 □
	4000 K	3950 lm		
55 W	3000 K	5970 lm	2348	052-32M8 :: ≎ 7 □
	4000 K	6320 lm		

Mounting accessories

CONCRETE INSTALLATION HOUSING

L (mm)	W·H (mm)	ORDER CODE
635	75·88	036-04066
935	75·88	036-04096
1235	75·88	036-04126
1535	75·88	036-04156
2407	75·88	036-04236

no use for wall installation (only on request)

LUMINOUS FLUX value calculated for CRI ≥ 80, colour white, cover opal microprismatic -13 %

back



MINIMAL 100

recessed trimless

EN Luminaire housing made of extruded aluminium; for trimless installation in plasterboard ceilings; special edge design with grooves for better adhesion of filler; suitable for ceiling thickness of 8-25 mm; surface powder coated; luminaire profile for mounting available in advance; remaining luminaire components mounted without tools; light inset consisting of highly reflective coated extruded profile for improved thermal management; HPO (High Performance Opal) cover for uniform illumination; micro prismatic PMMA diffuser incl. diffuser film for homogeneous illumination and reduced luminance; energy-efficient LEDs with very good colour rendering

FR Corps de luminaire en profil extrudé en aluminium ; convient à encastrement sans bord en plafond en placoplâtre ; formation de bords spéciaux avec cannelures pour meilleure adhérence du l'enduit ; convient aux épaisseurs de plafond de 8-25 mm ; surface thermolaquée ; Profilé de luminaire pour montage livrable avant ; composants restants du luminaire montable sans outil ; élément lumineux composé de profilé extrudé laqué hautement réfléchissant pour une gestion thermique améliorée ; cache HPO (High Performance Opal) pour éclairage homogène ; cache PMMA microprismatique, avec film diffusant inclus pour réduire la brillance avec un éclairage homogène ; LED économes en énergie à restitution de couleur élevée

Quickinfo

3000 K, 4000 K
CRI ≥ 80, 3 SDCM
UGR ≤ 19 / 65° ≤ 3000 cd/m²
up to 7070 lm
up to 140 lm/W
L90 @ 50 000 h
non DIM, DALI-2
opal, microprismatic (UGR ≤ 19)

Types

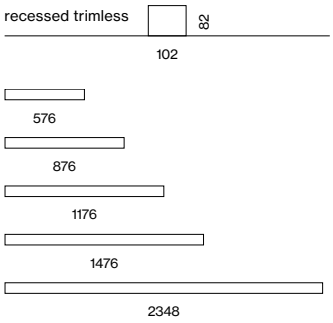

Colour

Light distributions

DiiA® standards
251, 252, 253

system
solution (p. 882)

DIN EN 12464-1
UGR ≤ 19

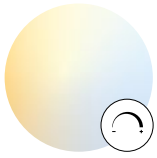

tunable white
2700 – 6500 K

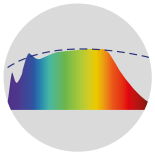

CRI ≥ 98
XPECTRUM

Order options

COLOUR TEMPERATURE

3000 K	5
4000 K	6

CONTROL

non DIM	1
DALI-2	3

MATERIAL COLOUR

○ traffic white RAL 9016	

LIGHT OPTIC COVER

opal high performance	H
microprismatic	Z
microprismatic (UGR ≤ 19)	G

Options on request

COLOUR RENDERING INDEX

CRI ≥ 90
CRI ≥ 98 XPECTRUM

COLOUR TEMPERATURE

tunable white 2700 – 6500 K

DALI-2 DT8

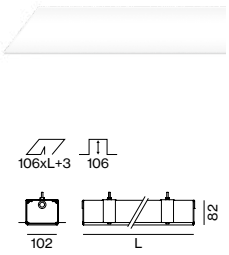

MINIMAL 100 trimless

UGR ≤ 19 | cd/m² ≤ 3000 | RG 0 IEC 62471 | DALI 1 ADDR. | 220-240 V | CB

MID LUMEN

SYS. POWER	COLOUR TEMP.	LUM. FLUX	L (mm)	ORDER CODE
8.7 W	3000 K	1010 lm	576	052-33L2 :: 17 □
	4000 K	1070 lm		
13 W	3000 K	1520 lm	876	052-33L3 :: 17 □
	4000 K	1600 lm		
15.3 W	3000 K	2020 lm	1176	052-33L4 :: 17 □
	4000 K	2140 lm		
19.2 W	3000 K	2530 lm	1476	052-33L5 :: 17 □
	4000 K	2670 lm		
31 W	3000 K	4040 lm	2348	052-33L8 :: 17 □
	4000 K	4280 lm		

HIGH LUMEN

SYS. POWER	COLOUR TEMP.	LUM. FLUX	L (mm)	ORDER CODE
13.8 W	3000 K	1670 lm	576	052-33M2 :: ◇ 7 □
	4000 K	1770 lm		
20.6 W	3000 K	2510 lm	876	052-33M3 :: ◇ 7 □
	4000 K	2650 lm		
27.5 W	3000 K	3340 lm	1176	052-33M4 :: ◇ 7 □
	4000 K	3540 lm		
34 W	3000 K	4180 lm	1476	052-33M5 :: ◇ 7 □
	4000 K	4420 lm		
55 W	3000 K	6680 lm	2348	052-33M8 :: ◇ 7 □
	4000 K	7070 lm		

Mounting accessories



CONCRETE INSTALLATION HOUSING

L (mm)	W·H (mm)	ORDER CODE
635	116·94	036-05066
935	116·94	036-05096
1235	116·94	036-05126
1535	116·94	036-05156
2407	116·94	036-05236

no use for wall installation (only on request)

LUMINOUS FLUX value calculated for CRI ≥ 80, colour white, cover opal microprism. Z -8 %, microprism. G -10 %

Strozzigasse 10
Vienna, AT –
by Bernd Besenlehner

Top 17
DG
Top 14
5.OG
Top 15
4.OG
Experian Österreich GmbH
3.OG
Gruppenpraxis Dr. Jung
Top 12
2.OG
Top 11
Top 10
1.OG
Top 9
Umweltdachverband
Top 7
Top 6
DYWIDAG
EG
REHAB Letzenfeld Therapie
Top 3
Top 2
REHAB Letzenfeld Rezeption
EG

Outline your profile



FRAME

EN FRAME makes flexible workplace lighting easy. The microprismatic cover ensures optimum glare control and thus standard-compliant illumination of the work areas. With a total of five lengths and three widths, this profile luminaire is versatile. Depending on the colour rendering requirement, the single luminaire is available up to CRI ≥ 98 or in the light colours 3000 K, 4000 K, or Tunable White. FRAME's opal cover version delivers optimal and uniform room illumination.

FR Avec FRAME, l'éclairage flexible du poste de travail devient un jeu d'enfant. Le diffuseur microprismatique évite tout éblouissement de façon optimale et garantit un éclairage des zones de travail conforme aux normes en vigueur. Disponible dans pas moins de cinq longueurs et trois largeurs, ce luminaire profilé se démarque par sa grande polyvalence. En fonction des exigences en matière de rendu des couleurs, le luminaire individuel est proposé jusqu'à un IRC ≥ 98 ou dans les températures de couleur 3000 K, 4000 K ou comme Tunable White. Dans sa version avec diffuseur opale, FRAME donne un éclairage optimal et homogène de la pièce.

Types

40 60 100

Mounting

with trim
recessed

Light distributions

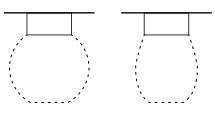

opal microprismatic
(UGR ≤ 19)

back

Quickinfo

3000 K, 4000 K
CRI ≥ 90, 3 SDCM
up to 102 lm/W
L90 @ 50 000 h
DALI-2
opal

Types

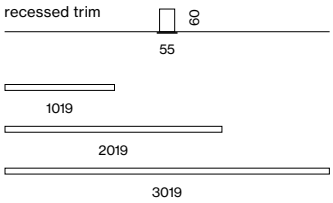

Colours

Light distribution

FRAME 40

recessed with trim

EN Luminaire housing made of extruded aluminium; recessed luminaire with trim; suitable for ceiling thickness of 8-25 mm; surface powder coated; luminaire profile can be pre-mounted; remaining luminaire components mounted without tools; light inset consisting of highly reflective coated extruded profile for improved thermal management; HPO (High Performance Opal) cover for uniform illumination; energy-efficient LEDs with very good colour rendering

FR Corps de luminaire en profil extrudé en aluminium ; luminaire encastré avec bord continu ; convient aux épaisseurs de plafond de 8-25 mm ; surface thermolaquée ; profilé de luminaire pouvant être monté à l'avance ; composants restants du luminaire montable sans outil ; élément lumineux composé de profilé extrudé laqué hautement réfléchissant pour une gestion thermique améliorée ; cache HPO (High Performance Opal) pour éclairage homogène ; LED économes en énergie à restitution de couleur élevée

DiiA® standards 251, 252, 253

system solution (p. 890)



tunable white 2700 – 6500 K

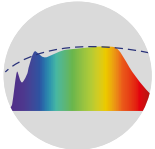

CRI ≥ 98 XPECTRUM

Order options

COLOUR TEMPERATURE

3000 K	0
4000 K	1

CONTROL

DALI-2

MATERIAL COLOUR

○ traffic white RAL 9016	7
● white aluminium RAL 9006	G

LIGHT OPTIC COVER

opal high performance

Options on request

COLOUR RENDERING INDEX

CRI ≥ 98 XPECTRUM

COLOUR TEMPERATURE

tunable white 2700 – 6500 K

DALI-2 DT8

LIGHT OPTIC COVER

microprismatic

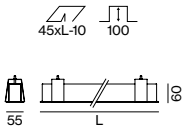

FRAME 40 trim

CRI ≥ 90 · RG0 IEC 62471 · DALI 1 ADDR. · 220-240 V

MID LUMEN

SYS. POWER	COLOUR TEMP.	LUM. FLUX	L (mm)	ORDER CODE
15.3 W	3000 K	1480 lm	1019	042-7112 :: 3 ◪ H
	4000 K	1560 lm		
30.5 W	3000 K	2950 lm	2019	042-7114 :: 3 ◪ H
	4000 K	3120 lm		
46 W	3000 K	4420 lm	3019	042-7116 :: 3 ◪ H
	4000 K	4680 lm		

HIGH LUMEN

SYS. POWER	COLOUR TEMP.	LUM. FLUX	L (mm)	ORDER CODE
22.9 W	3000 K	2210 lm	1019	042-7122 :: 3 ◪ H
	4000 K	2340 lm		
46 W	3000 K	4420 lm	2019	042-7124 :: 3 ◪ H
	4000 K	4680 lm		
69 W	3000 K	6630 lm	3019	042-7126 :: 3 ◪ H
	4000 K	7020 lm		

Mounting accessories



CONCRETE INSTALLATION HOUSING

L (mm)	W·H (mm)	ORDER CODE
1038	57·87	042-7195210
2038	57·87	042-7195410
3038	57·87	042-7195610

LUMINOUS FLUX value calculated for CRI ≥ 90, colour white, cover opal

back



FRAME 60

recessed with trim

EN Luminaire housing made of extruded aluminium; recessed luminaire with trim; suitable for ceiling thickness of 8-25 mm; surface powder coated; luminaire profile for mounting available in advance; remaining luminaire components mounted without tools; light inset consisting of highly reflective coated extruded profile for improved thermal management; HPO (High Performance Opal) cover for uniform illumination; micro prismatic PMMA diffuser incl. diffuser film for homogeneous illumination and reduced luminance; energy-efficient LEDs with very good colour rendering

FR Corps de luminaire en profil extrudé en aluminium ; luminaire encastré avec bord continu ; convient aux épaisseurs de plafond de 8-25 mm ; surface thermolaquée ; Profilé de luminaire pour montage livrable avant ; composants restants du luminaire montable sans outil ; élément lumineux composé de profilé extrudé laqué hautement réfléchissant pour une gestion thermique améliorée ; cache HPO (High Performance Opal) pour éclairage homogène ; cache PMMA microprismatique, avec film diffusant inclus pour réduire la brillance avec un éclairage homogène ; LED économes en énergie à restitution de couleur élevée

Quickinfo

3000 K, 4000 K
CRI ≥ 80, 3 SDCM
up to 125 lm/W
L90 @ 50 000 h
non DIM, DALI-2
opal, microprismatic (UGR ≤ 19)

Types

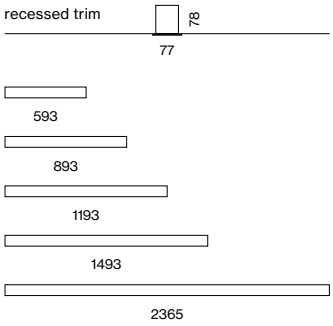

Colours

Light distributions

DiiA® standards
251, 252, 253

system
solution (p. 892)



microprismatic
UGR ≤ 19

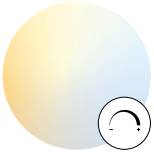

tunable white
2700 – 6500 K

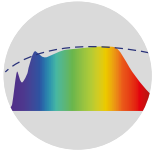

CRI ≥ 98
XPECTRUM

Order options

COLOUR TEMPERATURE

3000 K	5
4000 K	6

CONTROL

non DIM	1
DALI-2	3

MATERIAL COLOUR

○ traffic white RAL 9016	7
● white aluminium RAL 9006	G

LIGHT OPTIC COVER

opal high performance	H
microprismatic	Z
microprismatic (UGR ≤ 19)*	G

*UGR ≤ 19 only with mid lumen

Options on request

COLOUR RENDERING INDEX

CRI ≥ 90
CRI ≥ 98 XPECTRUM

COLOUR TEMPERATURE

tunable white 2700 – 6500 K

DALI-2 DT8

INDIVIDUAL MATERIAL COLOUR

please contact factory

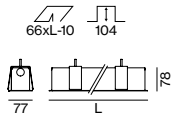

FRAME 60 trim

UGR ≤ 19 · RG0 IEC 62471 · DALI 1 ADDR. · 220-240 V · CB

MID LUMEN

SYS. POWER	COLOUR TEMP.	LUM. FLUX	L (mm)	ORDER CODE
8.7 W	3000 K	902 lm	593	052-47L2 :: 1 ◪ ◘
	4000 K	955 lm		
13 W	3000 K	1350 lm	893	052-47L3 :: 1 ◪ ◘
	4000 K	1430 lm		
15.3 W	3000 K	1800 lm	1193	052-47L4 :: 1 ◪ ◘
	4000 K	1910 lm		
19.2 W	3000 K	2250 lm	1493	052-47L5 :: 1 ◪ ◘
	4000 K	2390 lm		
31 W	3000 K	3610 lm	2365	052-47L8 :: 1 ◪ ◘
	4000 K	3820 lm		

HIGH LUMEN

SYS. POWER	COLOUR TEMP.	LUM. FLUX	L (mm)	ORDER CODE
13.8 W	3000 K	1490 lm	593	052-47M2 :: ◆ ◪ ◘
	4000 K	1580 lm		
20.6 W	3000 K	2240 lm	893	052-47M3 :: ◆ ◪ ◘
	4000 K	2370 lm		
27.5 W	3000 K	2980 lm	1193	052-47M4 :: ◆ ◪ ◘
	4000 K	3160 lm		
34 W	3000 K	3730 lm	1493	052-47M5 :: ◆ ◪ ◘
	4000 K	3950 lm		
55 W	3000 K	5970 lm	2365	052-47M8 :: ◆ ◪ ◘
	4000 K	6320 lm		

Mounting accessories



CONCRETE INSTALLATION HOUSING

L (mm)	W·H (mm)	ORDER CODE
635	75·88	035-04066
935	75·88	035-04096
1235	75·88	035-04126
1535	75·88	035-04156
2407	75·88	035-04236

no use for wall installation (only on request)

LUMINOUS FLUX value calculated for CRI ≥ 80, colour white, cover opal microprismatic -13 %

back



FRAME 100

recessed with trim

EN Luminaire housing made of extruded aluminium; recessed luminaire with trim; suitable for ceiling thickness of 8-25 mm; surface powder coated; luminaire profile for mounting available in advance; remaining luminaire components mounted without tools; light inset consisting of highly reflective coated extruded profile for improved thermal management; HPO (High Performance Opal) cover for uniform illumination; micro prismatic PMMA diffuser incl. diffuser film for homogeneous illumination and reduced luminance; energy-efficient LEDs with very good colour rendering

FR Corps de luminaire en profil extrudé en aluminium ; luminaire encastré avec bord continu ; convient aux épaisseurs de plafond de 8-25 mm ; surface thermolaquée ; Profilé de luminaire pour montage livrable avant ; composants restants du luminaire montable sans outil ; élément lumineux composé de profilé extrudé laqué hautement réfléchissant pour une gestion thermique améliorée ; cache HPO (High Performance Opal) pour éclairage homogène ; cache PMMA microprismatique, avec film diffusant inclus pour réduire la brillance avec un éclairage homogène ; LED économes en énergie à restitution de couleur élevée

Quickinfo

3000 K, 4000 K
CRI ≥ 80, 3 SDCM
UGR ≤ 19 / 65° ≤ 3000 cd/m²
up to 7070 lm
up to 140 lm/W
L90 @ 50 000 h
non DIM, DALI-2
opal, microprismatic (UGR ≤ 19)

Types

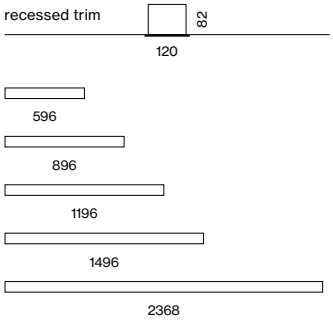

Colours

Light distributions

DiiA® standards
251, 252, 253

system
solution (p. 898)

DIN EN 12464-1
UGR ≤ 19

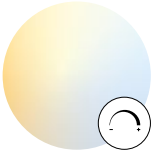

tunable white
2700 – 6500 K

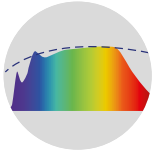

CRI ≥ 98
XPECTRUM

Order options

COLOUR TEMPERATURE

3000 K	5
4000 K	6

CONTROL

non DIM	1
DALI-2	3

MATERIAL COLOUR

○ traffic white RAL 9016	7
● white aluminium RAL 9006	G

LIGHT OPTIC COVER

opal high performance	H
microprismatic	Z
microprismatic (UGR ≤ 19)	G

Options on request

COLOUR RENDERING INDEX

CRI ≥ 90
CRI ≥ 98 XPECTRUM

COLOUR TEMPERATURE

tunable white 2700 – 6500 K

DALI-2 DT8

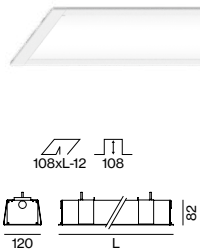

FRAME 100 trim

UGR ≤ 19 | cd/m² ≤ 3000 | RG 0 IEC 62471 | DALI 1 ADDR. | 220-240 V | CB

MID LUMEN

SYS. POWER	COLOUR TEMP.	LUM. FLUX	L (mm)	ORDER CODE
8.7 W	3000 K	1010 lm	596	052-43L2 :: 1 ◪ ◘
	4000 K	1070 lm		
13 W	3000 K	1520 lm	896	052-43L3 :: 1 ◪ ◘
	4000 K	1600 lm		
15.3 W	3000 K	2020 lm	1196	052-43L4 :: 1 ◪ ◘
	4000 K	2140 lm		
19.2 W	3000 K	2530 lm	1496	052-43L5 :: 1 ◪ ◘
	4000 K	2670 lm		
31 W	3000 K	4040 lm	2368	052-43L8 :: 1 ◪ ◘
	4000 K	4280 lm		

HIGH LUMEN

SYS. POWER	COLOUR TEMP.	LUM. FLUX	L (mm)	ORDER CODE
13.8 W	3000 K	1670 lm	596	052-43M2 :: ◆ ◪ ◘
	4000 K	1770 lm		
20.6 W	3000 K	2510 lm	896	052-43M3 :: ◆ ◪ ◘
	4000 K	2650 lm		
27.5 W	3000 K	3340 lm	1196	052-43M4 :: ◆ ◪ ◘
	4000 K	3540 lm		
34 W	3000 K	4180 lm	1496	052-43M5 :: ◆ ◪ ◘
	4000 K	4420 lm		
55 W	3000 K	6680 lm	2368	052-43M8 :: ◆ ◪ ◘
	4000 K	7070 lm		

Mounting accessories



CONCRETE INSTALLATION HOUSING

L (mm)	W·H (mm)	ORDER CODE
635	116·94	035-05066
935	116·94	035-05096
1235	116·94	035-05126
1535	116·94	035-05156
2407	116·94	035-05236

no use for wall installation (only on request)

LUMINOUS FLUX value calculated for CRI ≥ 80, colour white, cover opal microprism. Z -8 %, microprism. G -10 %

Geriatrics Simmering, AT –
by Josef Weichenberger architects +
Partner including lighting design

Discreet profile



CANYON

EN The perfect first impression: The CANYON luminaire and its simplicity create a calm ambience in the entrance area. CANYON also crafts a calm ceiling appearance in recreation rooms, corridors, or at the workplace thanks to the recessed luminaire level. The profile luminaire with a trim can be used universally as it comes in different lengths and with different covers, such as microprismatic or opal. The CANYON single luminaire's colour rendering reaches up to CRI ≥ 90 with a total of three possible light colours: 3000 K, 4000 K, and Tunable White.

FR Une première impression parfaite : de par sa sobriété, le luminaire CANYON n'a pas son pareil pour créer une cadre apaisant dans l'entrée. Dans les salles communes, les couloirs comme sur les postes de travail, CANYON contribuent également à une ambiance propice au calme grâce à des luminaires placés en retrait. Le luminaire profilé avec bord peut être utilisé de façon universelle grâce aux différentes longueurs et aux divers diffuseurs, tels le microprismatique ou le diffuseur opale. Le rendu de couleurs du luminaire individuel CANYON atteint jusqu'à un IRC ≥ 90 pour un total de trois températures de couleur possibles – 3000 K, 4000 K et Tunable White.

Type

60

Mounting

trim
recessed

Light distributions

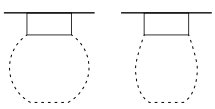

opal

microprismatic
(UGR ≤ 19)

back



CANYON 60

recessed offset with trim

EN Luminaire housing made of extruded aluminium; uncluttered ceiling look through recessed lighting level; recessed luminaire with trim; suitable for ceiling thickness of 8-25 mm; surface powder coated; luminaire profile for mounting available in advance; remaining luminaire components mounted without tools; light inset consisting of highly reflective coated extruded profile for improved thermal management; HPO (High Performance Opal) cover for uniform illumination; micro prismatic PMMA diffuser incl. diffuser film for homogeneous illumination and reduced luminance; energy-efficient LEDs with very good colour rendering

FR Corps de luminaire en profil extrudé en aluminium ; plafond harmonieux par luminaire en retrait ; luminaire encastré avec bord continu ; convient aux épaisseurs de plafond de 8-25 mm ; surface thermolaquée ; Profilé de luminaire pour montage livrable avant ; composants restants du luminaire montable sans outil ; élément lumineux composé de profilé extrudé laqué hautement réfléchissant pour une gestion thermique améliorée ; cache HPO (High Performance Opal) pour éclairage homogène ; cache PMMA microprismatique, avec film diffusant inclus pour réduire la brillance avec un éclairage homogène ; LED économes en énergie à restitution de couleur élevée

Quickinfo

3000 K, 4000 K
CRI ≥ 80, 3 SDCM
up to 105 lm/W
L90 @ 50 000 h
non DIM, DALI-2
opal, microprismatic

Types

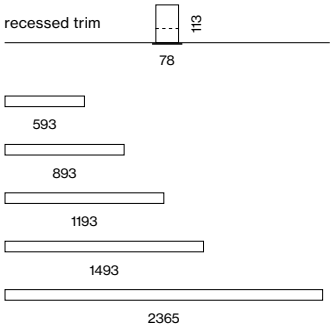

Colours

Light distributions

DiiA® standards
251, 252, 253

ball-impact-resistant

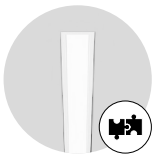

system solution (p. 904)

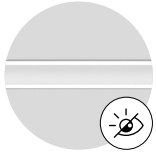

glare control UGR ≤ 19

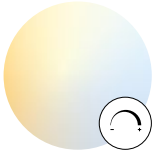

tunable white 2700 – 6500 K

Order options

COLOUR TEMPERATURE

3000 K	5
4000 K	6

CONTROL

non DIM	1
DALI-2	3

MATERIAL COLOUR

○ traffic white RAL 9016	7
● jet black RAL 9005	8

LIGHT OPTIC COVER

opal high performance	H
microprismatic	Z

Options on request

COLOUR RENDERING INDEX

CRI ≥ 90

COLOUR TEMPERATURE

tunable white 2700 – 6500 K

DALI-2 DT8

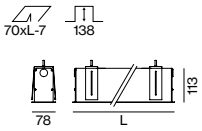

offset 35 mm

CANYON 60 trim offset

RG 0 IEC 62471 · 1 ADDR. · 220-240V · CB

MID LUMEN

SYS. POWER	COLOUR TEMP.	LUM. FLUX	L (mm)	ORDER CODE
8.7 W	3000 K	760 lm	593	0 5 2 - 5 2 L 2 :: 1 ◪ ◘
	4000 K	804 lm		
13 W	3000 K	1140 lm	893	0 5 2 - 5 2 L 3 :: 1 ◪ ◘
	4000 K	1210 lm		
15.3 W	3000 K	1520 lm	1193	0 5 2 - 5 2 L 4 :: 1 ◪ ◘
	4000 K	1610 lm		
19.2 W	3000 K	1900 lm	1493	0 5 2 - 5 2 L 5 :: 1 ◪ ◘
	4000 K	2010 lm		
31 W	3000 K	3040 lm	2365	0 5 2 - 5 2 L 8 :: 1 ◪ ◘
	4000 K	3220 lm		

HIGH LUMEN

SYS. POWER	COLOUR TEMP.	LUM. FLUX	L (mm)	ORDER CODE
13.8 W	3000 K	1260 lm	593	0 5 2 - 5 2 M 2 :: ⇕ ◪ ◘
	4000 K	1330 lm		
20.6 W	3000 K	1880 lm	893	0 5 2 - 5 2 M 3 :: ⇕ ◪ ◘
	4000 K	2000 lm		
27.5 W	3000 K	2510 lm	1193	0 5 2 - 5 2 M 4 :: ⇕ ◪ ◘
	4000 K	2660 lm		
34 W	3000 K	3140 lm	1493	0 5 2 - 5 2 M 5 :: ⇕ ◪ ◘
	4000 K	3300 lm		
55 W	3000 K	5030 lm	2365	0 5 2 - 5 2 M 8 :: ⇕ ◪ ◘
	4000 K	5320 lm		

LUMINOUS FLUX value calculated for CRI ≥ 80, colour white, cover opal microprismatic -9 %

Business-Quartier Sparkasse
Salzburg, AT – by OM/ARGE Neutor,
Schabelreiter Architektur

Define your profile

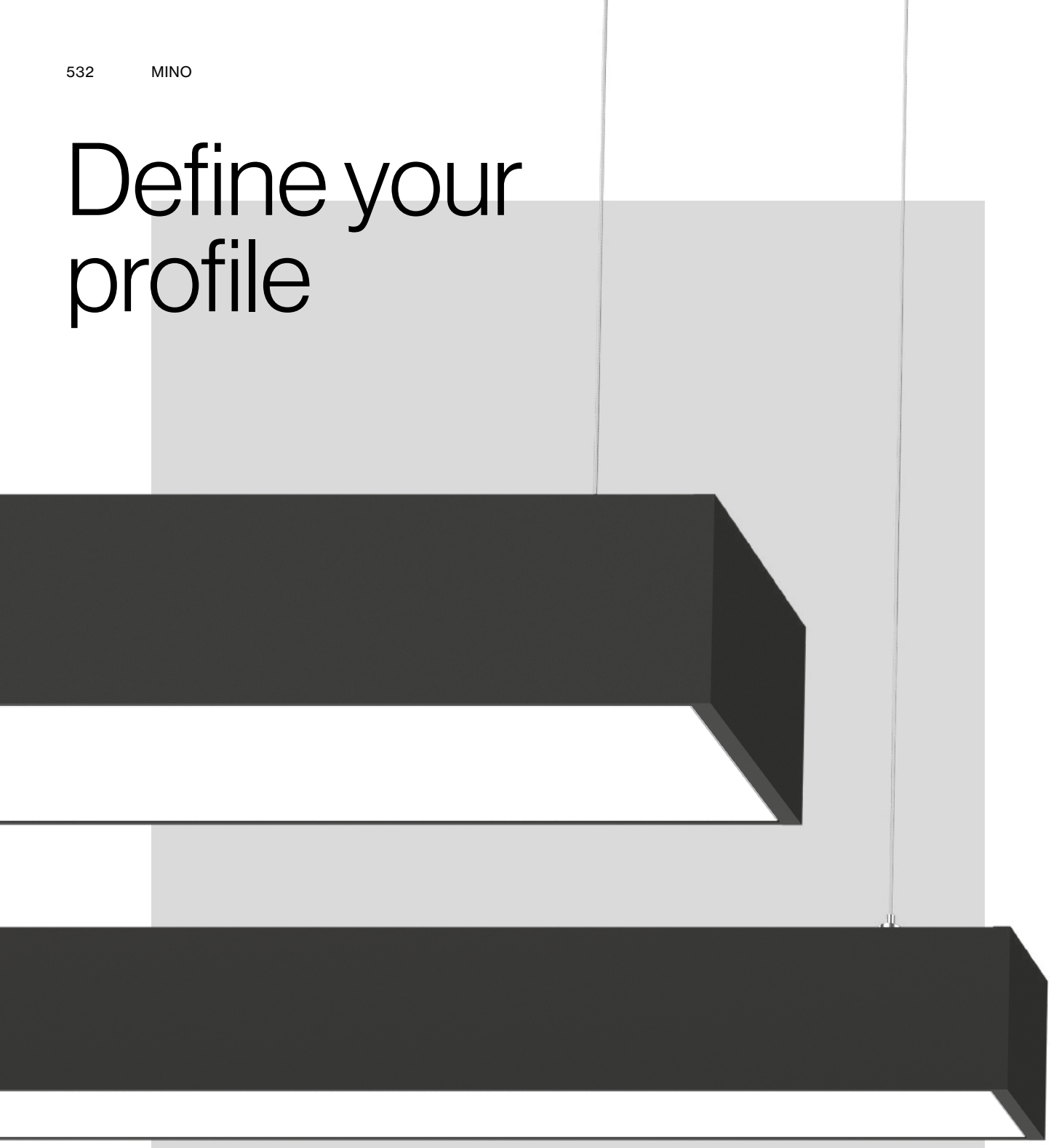

MINO

EN The MINO single luminaire's character is multifaceted. It can be mounted on walls and ceilings as a surface-mounted version, but is also available as a suspended version. The variety continues in its optical details; in white, grey, and black, the luminaire can be selected with a colour rendering of up to CRI ≥ 98 XPECTRUM and in the light colours 3000 K, 4000 K, or Tunable White. MINO optionally also comes with a microprismatic cover for ideal work light or with an opal cover for homogeneous room illumination.

FR Le luminaire individuel MINO se distingue par ses très nombreuses facettes. Pouvant être monté sur murs et plafonds dans sa variante apparente, il est également disponible en version suspendue. Cette diversité se retrouve également dans les détails optiques : en version blanc, gris et noir, le luminaire peut être choisi avec un rendu des couleurs jusqu'à un IRC ≥ 98 XPECTRUM et dans les températures de couleur 3000 K, 4000 K, voire en variante Tunable White. En complément, MINO est également proposé avec un diffuseur microprismatique pour une lumière idéale pour le travail ou avec un diffuseur opale qui permet d'éclairer la pièce de façon homogène.

Types

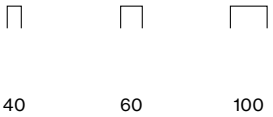

Mountings



Light distributions

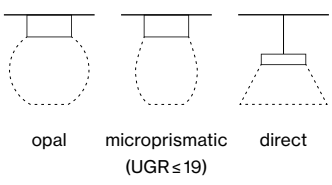

back

Quickinfo

3000 K, 4000 K
CRI ≥ 90, 3 SDCM
up to 102 lm/W
L90 @ 50 000 h
DALI-2
opal

Types

surface

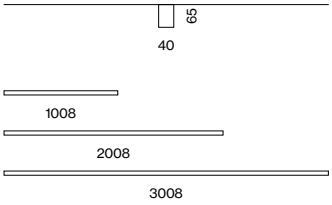

Colours

Light distribution

MINO 40

surface

EN Luminaire housing from extruded aluminium profile, angular design; no visible screws; surface powder coated; luminaire profile can be pre-mounted; remaining luminaire components mounted without tools; light inset consisting of highly reflective coated extruded profile for improved thermal management; HPO (High Performance Opal) cover for uniform illumination; energy-efficient LEDs with very good colour rendering

FR Corps de luminaire en profil extrudé en alu, version arête ; aucune vis visible ; surface thermolaquée ; profilé de luminaire pouvant être monté à l'avance ; composants restants du luminaire montable sans outil ; élément lumineux composé de profilé extrudé laqué hautement réfléchissant pour une gestion thermique améliorée ; cache HPO (High Performance Opal) pour éclairage homogène ; LED économes en énergie à restitution de couleur élevée

DiiA® standards 251, 252, 253

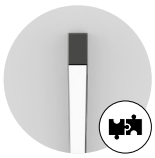

system solution (p. 912)

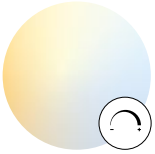

tunable white 2700 – 6500 K

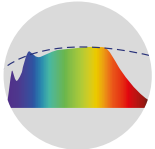

CRI ≥ 98 XPECTRUM

Order options

COLOUR TEMPERATURE

3000 K	0
4000 K	1

CONTROL

DALI-2

MATERIAL COLOUR

pure white RAL 9010	7
white aluminium RAL 9006	G
jet black RAL 9005	8

LIGHT OPTIC COVER

opal high performance

Options on request

COLOUR RENDERING INDEX

CRI ≥ 98 XPECTRUM

COLOUR TEMPERATURE

tunable white 2700 – 6500 K

DALI-2 DT8

LIGHT OPTIC COVER

microprismatic

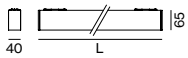

MINO 40 surface

CRI ≥ 90 | RG0 IEC 62471 | DALI 1 ADDR. | 220-240 V

MID LUMEN

SYS. POWER	COLOUR TEMP.	LUM. FLUX	L (mm)	ORDER CODE
15.3 W	3000 K	1480 lm	1008	0 4 2 - 1 1 1 2 :: 3 ◪ H
	4000 K	1560 lm		
30.5 W	3000 K	2950 lm	2008	0 4 2 - 1 1 1 4 :: 3 ◪ H
	4000 K	3120 lm		
46 W	3000 K	4420 lm	3008	0 4 2 - 1 1 1 6 :: 3 ◪ H
	4000 K	4680 lm		

HIGH LUMEN

SYS. POWER	COLOUR TEMP.	LUM. FLUX	L (mm)	ORDER CODE
22.9 W	3000 K	2210 lm	1008	0 4 2 - 1 1 2 2 :: 3 ◪ H
	4000 K	2340 lm		
46 W	3000 K	4420 lm	2008	0 4 2 - 1 1 2 4 :: 3 ◪ H
	4000 K	4680 lm		
69 W	3000 K	6630 lm	3008	0 4 2 - 1 1 2 6 :: 3 ◪ H
	4000 K	7020 lm		

LUMINOUS FLUX value calculated for CRI ≥ 90, colour white, cover opal

Quickinfo

3000 K, 4000 K
CRI ≥ 90, 3 SDCM
up to 102 lm/W
L90 @ 50 000 h
DALI-2
opal

Types

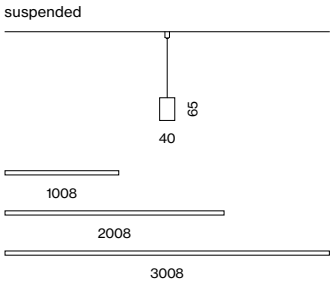

Colours

Light distribution

MINO 40

suspended

EN Luminaire housing from extruded aluminium profile, angular design; no visible screws; surface powder coated; luminaire profile can be pre-mounted; remaining luminaire components mounted without tools; pendant fitting with cable suspension; height adjustment without tools; incl. transparent feed; light inset consisting of highly reflective coated extruded profile for improved thermal management; HPO (High Performance Opal) cover for uniform illumination; energy-efficient LEDs with very good colour rendering

FR Corps de luminaire en profil extrudé en alu, version arête ; aucune vis visible ; surface thermolaquée ; profilé de luminaire pouvant être monté à l'avance ; composants restants du luminaire montable sans outil ; suspension par câble ; réglage en hauteur sans outil ; incl. conduit d'alimentation transparent ; élément lumineux composé de profilé extrudé laqué hautement réfléchissant pour une gestion thermique améliorée ; cache HPO (High Performance Opal) pour éclairage homogène ; LED économes en énergie à restitution de couleur élevée

DiiA® standards
251, 252, 253

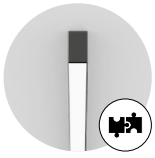

system
solution (p. 912)

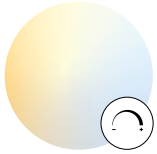

tunable white
2700 – 6500 K

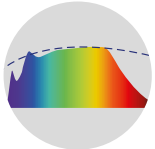

CRI ≥ 98
XPECTRUM

Order options

COLOUR TEMPERATURE

3000 K	0
4000 K	1

CONTROL

DALI-2

MATERIAL COLOUR

pure white RAL 9010	7
white aluminium RAL 9006	G
jet black RAL 9005	8

LIGHT OPTIC COVER

opal high performance

Options on request

COLOUR RENDERING INDEX

CRI ≥ 98 XPECTRUM

COLOUR TEMPERATURE

tunable white 2700 – 6500 K

DALI-2 DT8

LIGHT OPTIC COVER

microprismatic

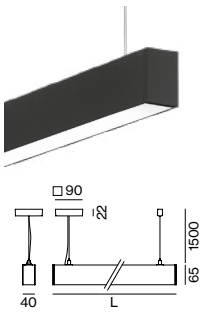

MINO 40 suspended

CRI ≥ 90 | RG0 IEC 62471 | DALI 1 ADDR. | 220-240 V

MID LUMEN

SYS. POWER	COLOUR TEMP.	LUM. FLUX	L (mm)	ORDER CODE
15.3 W	3000 K	1480 lm	1008	0 4 2 - 1 2 1 2 :: 3 ◪ H
	4000 K	1560 lm		
30.5 W	3000 K	2950 lm	2008	0 4 2 - 1 2 1 4 :: 3 ◪ H
	4000 K	3120 lm		
46 W	3000 K	4420 lm	3008	0 4 2 - 1 2 1 6 :: 3 ◪ H
	4000 K	4680 lm		

HIGH LUMEN

SYS. POWER	COLOUR TEMP.	LUM. FLUX	L (mm)	ORDER CODE
22.9 W	3000 K	2210 lm	1008	0 4 2 - 1 2 2 2 :: 3 ◪ H
	4000 K	2340 lm		
46 W	3000 K	4420 lm	2008	0 4 2 - 1 2 2 4 :: 3 ◪ H
	4000 K	4680 lm		
69 W	3000 K	6630 lm	3008	0 4 2 - 1 2 2 6 :: 3 ◪ H
	4000 K	7030 lm		

LUMINOUS FLUX value calculated for CRI ≥ 90, colour white, cover opal

Sparkasse Lienz, AT –
by DI Matthias Viehhauser

EINZAHLUNG
BARGELD
ÜBERWEISUNG
KONTOAUSZUG

MME
Zug, CH –
by Büronauten AG

Sparkasse, Bank
Nuremberg, DE –
by baum-kappler architekten

back

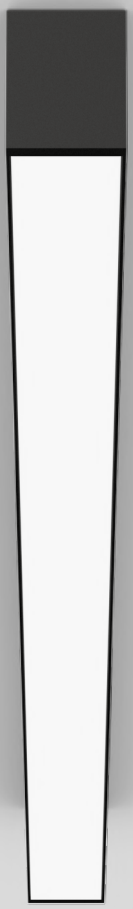

MINO 60

surface

EN Luminaire housing from extruded aluminium profile, angular design; no visible screws; surface powder coated; luminaire profile for mounting available in advance; remaining luminaire components mounted without tools; light inset consisting of highly reflective coated extruded profile for improved thermal management; HPO (High Performance Opal) cover for uniform illumination; micro prismatic PMMA diffuser incl. diffuser film for homogeneous illumination and reduced luminance; energy-efficient LEDs with very good colour rendering

FR Corps de luminaire en profil extrudé en alu, version arête ; aucune vis visible ; surface thermolaquée ; Profilé de luminaire pour montage livrable avant ; composants restants du luminaire montable sans outil ; élément lumineux composé de profilé extrudé laqué hautement réfléchissant pour une gestion thermique améliorée ; cache HPO (High Performance Opal) pour éclairage homogène ; cache PMMA microprismatique, avec film diffusant inclus pour réduire la brillance avec un éclairage homogène ; LED économes en énergie à restitution de couleur élevée

Quickinfo

3000 K, 4000 K
CRI ≥ 80, 3 SDCM
up to 125 lm/W
L90 @ 50 000 h
non DIM, DALI-2
opal, microprismatic (UGR ≤ 19)

Types

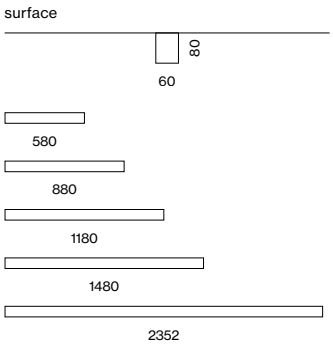

Colours

Light distribution

direct

DiiA® standards 251, 252, 253



concrete install. housing (p. 946)

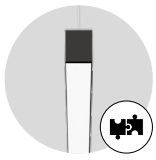

system solution (p. 914)



microprismatic UGR ≤ 19

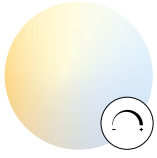

tunable white 2700 – 6500 K

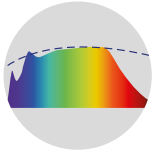

CRI ≥ 98 XPECTRUM

Order options

COLOUR TEMPERATURE

3000 K	5
4000 K	6

CONTROL

non DIM	1
DALI-2	3

MATERIAL COLOUR

pure white RAL 9010	7
white aluminium RAL 9006	G
jet black RAL 9005	8

LIGHT OPTIC COVER

opal high performance	H
microprismatic	Z
microprismatic (UGR ≤ 19)*	G

*UGR ≤ 19 only with mid lumen

Options on request

COLOUR RENDERING INDEX

CRI ≥ 90
CRI ≥ 98 XPECTRUM

COLOUR TEMPERATURE

tunable white 2700 – 6500 K

DALI-2 DT8

INDIVIDUAL MATERIAL COLOUR

MINO 60 ceiling system

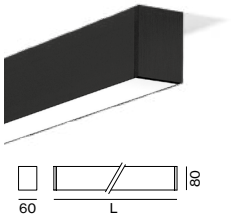

MINO 60 surface

UGR ≤ 19 | RG 0 IEC 62471 | DALI 1 ADDR. | 220-240V | CB

MID LUMEN

SYS. POWER	COLOUR TEMP.	LUM. FLUX	L (mm)	ORDER CODE
8.7 W	3000 K	902 lm	580	0 4 6 - 4 1 L 2 :: 1
	4000 K	955 lm		
13 W	3000 K	1350 lm	880	0 4 6 - 4 1 L 3 :: 1
	4000 K	1430 lm		
15.3 W	3000 K	1800 lm	1180	0 4 6 - 4 1 L 4 :: 1
	4000 K	1910 lm		
19.2 W	3000 K	2250 lm	1480	0 4 6 - 4 1 L 5 :: 1
	4000 K	2390 lm		
31 W	3000 K	3610 lm	2352	0 4 6 - 4 1 L 8 :: 1
	4000 K	3820 lm		

HIGH LUMEN

SYS. POWER	COLOUR TEMP.	LUM. FLUX	L (mm)	ORDER CODE
13.8 W	3000 K	1490 lm	580	0 4 6 - 4 1 M 2 ::
	4000 K	1580 lm		
20.6 W	3000 K	2240 lm	880	0 4 6 - 4 1 M 3 ::
	4000 K	2370 lm		
27.5 W	3000 K	2980 lm	1180	0 4 6 - 4 1 M 4 ::
	4000 K	3160 lm		
34 W	3000 K	3730 lm	1480	0 4 6 - 4 1 M 5 ::
	4000 K	3950 lm		
55 W	3000 K	5970 lm	2352	0 4 6 - 4 1 M 8 ::
	4000 K	6320 lm		

LUMINOUS FLUX value calculated for CRI ≥ 80, colour white, cover opal microprism. Z -13 %, microprism. G -15 %

Aros Forsikring-Mutual Insurance
Viby J, DK – lighting design by
anker & co

back

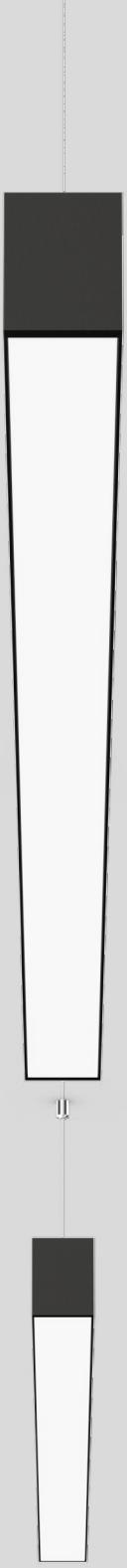

MINO 60

suspended

EN Luminaire housing from extruded aluminium profile, angular design; no visible screws; surface powder coated; luminaire profile for mounting available in advance; remaining components mounted without tools; pendant fitting with cable suspension; with integrated tool-less suspension height adjustment; spring clip attachment to the luminaire; freely positionable; with transparent feeder cable; light inset consisting of highly reflective coated extruded profile for improved thermal management; HPO (High Performance Opal) cover for uniform illumination; micro prismatic PMMA diffuser incl. diffuser film for homogeneous illumination and reduced luminance; energy-eff. LEDs – very good colour rendering

FR Corps de luminaire en profil extrudé en alu, version arête ; aucune vis visible ; surface thermolaquée ; Profilé de luminaire pour montage livrable avant ; composants restants montable sans outil ; suspension par câble ; réglage en hauteur sans outil au luminaire ; fixation au luminaire au moyen de clips à ressort ; positionnement libre ; conduit d'alimentation transparent inclus ; élément lumineux composé de profilé extrudé laqué hautement réfléchissant pour une gestion thermique améliorée ; cache HPO (High Performance Opal) pour éclairage homogène ; cache PMMA microprismatique, avec film diffusant inclus pour réduire la brillance avec un éclairage homogène ; LED à haut rend. énerg. – excellent rendu coul.

Quickinfo

3000 K, 4000 K
CRI ≥ 80, 3 SDCM
up to 125 lm/W
L90 @ 50 000 h
non DIM, DALI-2
opal, microprismatic (UGR ≤ 19)

Types

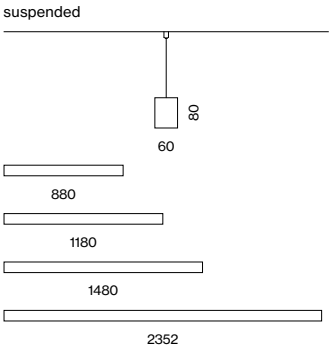

Colours

Light distribution

DiiA® standards
251, 252, 253

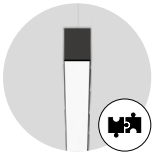

system
solution (p. 914)



microprismatic
UGR ≤ 19

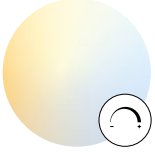

tunable white
2700 – 6500 K

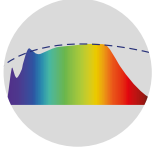

CRI ≥ 98
XPECTRUM

Order options

COLOUR TEMPERATURE

3000 K	5
4000 K	6

CONTROL

non DIM	1
DALI-2	3

MATERIAL COLOUR

pure white RAL 9010	7
white aluminium RAL 9006	G
jet black RAL 9005	8

LIGHT OPTIC COVER

opal high performance	H
microprismatic	Z
microprismatic (UGR ≤ 19)*	G

*UGR ≤ 19 only with mid lumen

Options on request

COLOUR RENDERING INDEX

CRI ≥ 90
CRI ≥ 98 XPECTRUM

COLOUR TEMPERATURE

tunable white 2700 – 6500 K

DALI-2 DT8

INDIVIDUAL MATERIAL COLOUR

MINO 60 suspended system

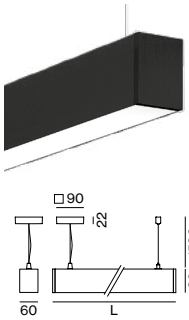

MINO 60 suspended

UGR ≤ 19 | RG 0 IEC 62471 | DALI 1 ADDR. | 220-240 V | CB

MID LUMEN

SYS. POWER	COLOUR TEMP.	LUM. FLUX	L (mm)	ORDER CODE
13 W	3000 K	1350 lm	880	0 4 6 - 4 2 L 3 :: 1
	4000 K	1430 lm		
15.3 W	3000 K	1800 lm	1180	0 4 6 - 4 2 L 4 :: 1
	4000 K	1910 lm		
19.2 W	3000 K	2250 lm	1480	0 4 6 - 4 2 L 5 :: 1
	4000 K	2390 lm		
31 W	3000 K	3610 lm	2352	0 4 6 - 4 2 L 8 :: 1
	4000 K	3820 lm		

HIGH LUMEN

SYS. POWER	COLOUR TEMP.	LUM. FLUX	L (mm)	ORDER CODE
20.6 W	3000 K	2240 lm	880	0 4 6 - 4 2 M 3 ::
	4000 K	2370 lm		
27.5 W	3000 K	2980 lm	1180	0 4 6 - 4 2 M 4 ::
	4000 K	3160 lm		
34 W	3000 K	3730 lm	1480	0 4 6 - 4 2 M 5 ::
	4000 K	3950 lm		
55 W	3000 K	5970 lm	2352	0 4 6 - 4 2 M 8 ::
	4000 K	6320 lm		

Technical data

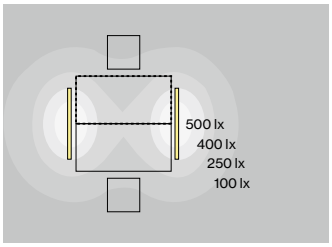

MINO 60 suspended, 15.3 W, 4000 K, direct

ROOM VALUES

Room dimensions	5.4 × 4 × 2.8 m
Reflection factor	0.7 | 0.5 | 0.2
Maintenance factor	0.8
Suspension height	2.25 m

CALCULATION SURFACE

Surface dimensions	1.6 × 0.8 m
Surface height	0.75 m
Average illuminance (E_m)	> 500 lx
Uniformity (U_0)	> 0.6

GLARE EVALUATION

Table Classification	X=4H | Y=8H | S=0.25H
UGR transversal	≤ 19
UGR axial	≤ 19

LUMINOUS FLUX value calculated for CRI ≥ 80, colour white, cover opal microprism. Z -13 %, microprism. G -15 %

HeidelbergCement AG Heidelberg, DE –
by Albert Speer + Partner Architekten with
lighting design by Hailight Lichtplanung,
Andreas Haidegger

Mercury
1 to 4
3

back



MINO 100

surface

EN Luminaire housing from extruded aluminium profile, angular design; no visible screws; surface powder coated; luminaire profile for mounting available in advance; remaining luminaire components mounted without tools; light inset consisting of highly reflective coated extruded profile for improved thermal management; HPO (High Performance Opal) cover for uniform illumination; micro prismatic PMMA diffuser incl. diffuser film for homogeneous illumination and reduced luminance; energy-efficient LEDs with very good colour rendering

FR Corps de luminaire en profil extrudé en alu, version arête ; aucune vis visible ; surface thermolaquée ; Profilé de luminaire pour montage livrable avant ; composants restants du luminaire montable sans outil ; élément lumineux composé de profilé extrudé laqué hautement réfléchissant pour une gestion thermique améliorée ; cache HPO (High Performance Opal) pour éclairage homogène ; cache PMMA microprismatique, avec film diffusant inclus pour réduire la brillance avec un éclairage homogène ; LED économes en énergie à restitution de couleur élevée

Quickinfo

3000 K, 4000 K
CRI ≥ 80, 3 SDCM
UGR ≤ 19 / 65° ≤ 3000 cd/m²
up to 7070 lm
up to 140 lm/W
L90 @ 50 000 h
non DIM, DALI-2
opal, microprismatic (UGR ≤ 19)

Types

surface

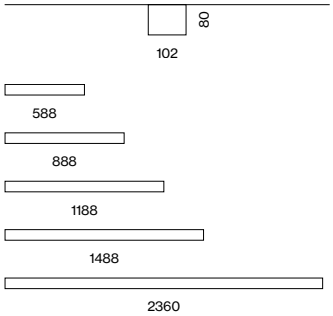

Colours

Light distribution

direct

DiiA® standards
251, 252, 253



concrete install.
housing (p. 946)

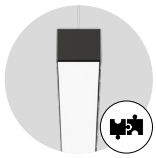

system
solution (p. 928)



DIN EN 12464-1
UGR ≤ 19

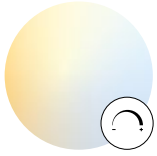

tunable white
2700 – 6500 K

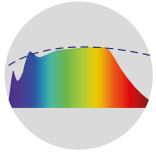

CRI ≥ 98
XPECTRUM

Order options

COLOUR TEMPERATURE

3000 K	5
4000 K	6

CONTROL

non DIM	1
DALI-2	3

MATERIAL COLOUR

pure white RAL 9010	7
white aluminium RAL 9006	G
jet black RAL 9005	8

LIGHT OPTIC COVER

opal high performance	H
microprismatic	Z
microprismatic (UGR ≤ 19)	G

Options on request

COLOUR RENDERING INDEX

CRI ≥ 90

CRI ≥ 98 XPECTRUM

COLOUR TEMPERATURE

tunable white 2700 – 6500 K

DALI-2 DT8

INDIVIDUAL MATERIAL COLOUR

➲ MINO 100 ceiling system



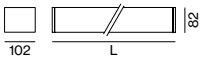

MINO 100 surface

UGR ≤ 19 | cd/m² ≤ 3000 | RG 0 IEC 62471 | DALI 1 ADDR. | 220-240 V | CB

MID LUMEN

SYS. POWER	COLOUR TEMP.	LUM. FLUX	L (mm)	ORDER CODE
8.7 W	3000 K	1010 lm	588	0 5 6 - 4 1 L 2 :: 1
	4000 K	1070 lm		
13 W	3000 K	1520 lm	888	0 5 6 - 4 1 L 3 :: 1
	4000 K	1600 lm		
15.3 W	3000 K	2020 lm	1188	0 5 6 - 4 1 L 4 :: 1
	4000 K	2140 lm		
19.2 W	3000 K	2530 lm	1488	0 5 6 - 4 1 L 5 :: 1
	4000 K	2670 lm		
31 W	3000 K	4040 lm	2360	0 5 6 - 4 1 L 8 :: 1
	4000 K	4280 lm		

HIGH LUMEN

SYS. POWER	COLOUR TEMP.	LUM. FLUX	L (mm)	ORDER CODE
13.8 W	3000 K	1670 lm	588	0 5 6 - 4 1 M 2 ::
	4000 K	1770 lm		
20.6 W	3000 K	2510 lm	888	0 5 6 - 4 1 M 3 ::
	4000 K	2650 lm		
27.5 W	3000 K	3340 lm	1188	0 5 6 - 4 1 M 4 ::
	4000 K	3540 lm		
34 W	3000 K	4180 lm	1488	0 5 6 - 4 1 M 5 ::
	4000 K	4420 lm		
55 W	3000 K	6680 lm	2360	0 5 6 - 4 1 M 8 ::
	4000 K	7070 lm		

LUMINOUS FLUX value calculated for CRI ≥ 80, colour white, cover opal microprism. Z -8 %, microprism. G -10 %

back



MINO 100

suspended

EN Luminaire housing from extruded aluminium profile, angular design; no visible screws; surface powder coated; luminaire profile for mounting available in advance; remaining components mounted without tools; pendant fitting with cable suspension; with integrated tool-less suspension height adjustment; spring clip attachment to the luminaire; freely positionable; with transparent feeder cable; light inset consisting of highly reflective coated extruded profile for improved thermal management; HPO (High Performance Opal) cover for uniform illumination; micro prismatic PMMA diffuser incl. diffuser film for homogeneous illumination and reduced luminance; energy-eff. LEDs – very good colour rendering

FR Corps de luminaire en profil extrudé en alu, version arête ; aucune vis visible ; surface thermolaquée ; Profilé de luminaire pour montage livrable avant ; composants restants montable sans outil ; suspension par câble ; réglage en hauteur sans outil au luminaire ; fixation au luminaire au moyen de clips à ressort ; positionnement libre ; conduit d'alimentation transparent inclus ; élément lumineux composé de profilé extrudé laqué hautement réfléchissant pour une gestion thermique améliorée ; cache HPO (High Performance Opal) pour éclairage homogène ; cache PMMA microprismatique, avec film diffusant inclus pour réduire la brillance avec un éclairage homogène ; LED à haut rend. énerg. – excellent rendu coul.

Quickinfo

3000 K, 4000 K
CRI ≥ 80, 3 SDCM
UGR ≤ 19 / 65° ≤ 3000 cd/m²
up to 140 lm/W
L90 @ 50 000 h
non DIM, DALI-2
opal, microprismatic (UGR ≤ 19)

Types

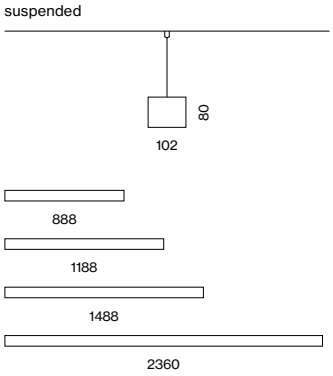

Colours

Light distribution

DiiA® standards
251, 252, 253

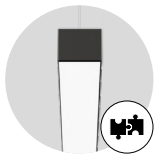

system
solution (p. 928)

DIN EN 12464-1
UGR ≤ 19

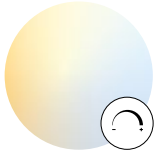

tunable white
2700 – 6500 K

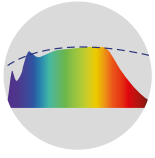

CRI ≥ 98
XPECTRUM

Order options

COLOUR TEMPERATURE

3000 K	5
4000 K	6

CONTROL

non DIM	1
DALI-2	3

MATERIAL COLOUR

○ pure white RAL 9010	7
● white aluminium RAL 9006	G
● jet black RAL 9005	8

LIGHT OPTIC COVER

opal high performance	H
microprismatic	Z
microprismatic (UGR ≤ 19)	G

Options on request

COLOUR RENDERING INDEX

CRI ≥ 90
CRI ≥ 98 XPECTRUM

COLOUR TEMPERATURE

tunable white 2700 – 6500 K
DALI-2 DT8

INDIVIDUAL MATERIAL COLOUR

➲ MINO 100 suspended system



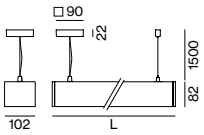

MINO 100 suspended

UGR ≤ 19 | cd/m² ≤ 3000 | RG 0 IEC 62471 | DALI 1 ADDR. | 220-240 V | CB

MID LUMEN

SYS. POWER	COLOUR TEMP.	LUM. FLUX	L (mm)	ORDER CODE
13 W	3000 K	1520 lm	888	0 5 6 - 4 2 L 3 :: 1 ◪ ◘
	4000 K	1600 lm		
15.3 W	3000 K	2020 lm	1188	0 5 6 - 4 2 L 4 :: 1 ◪ ◘
	4000 K	2140 lm		
19.2 W	3000 K	2530 lm	1488	0 5 6 - 4 2 L 5 :: 1 ◪ ◘
	4000 K	2670 lm		
31 W	3000 K	4040 lm	2360	0 5 6 - 4 2 L 8 :: 1 ◪ ◘
	4000 K	4280 lm		

HIGH LUMEN

SYS. POWER	COLOUR TEMP.	LUM. FLUX	L (mm)	ORDER CODE
20.6 W	3000 K	2510 lm	888	0 5 6 - 4 2 M 3 :: ≎ ◪ ◘
	4000 K	2650 lm		
27.5 W	3000 K	3340 lm	1188	0 5 6 - 4 2 M 4 :: ≎ ◪ ◘
	4000 K	3540 lm		
34 W	3000 K	4180 lm	1488	0 5 6 - 4 2 M 5 :: ≎ ◪ ◘
	4000 K	4420 lm		
55 W	3000 K	6680 lm	2360	0 5 6 - 4 2 M 8 :: ≎ ◪ ◘
	4000 K	7070 lm		

Technical data

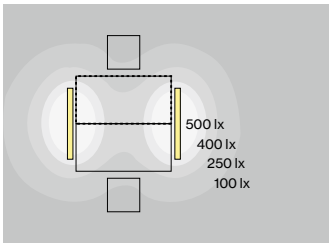

MINO 100 suspended, 15.3 W, 4000 K, direct

ROOM VALUES

Room dimensions	5.4 × 4 × 2.8 m
Reflection factor	0.7 | 0.5 | 0.2
Maintenance factor	0.8
Suspension height	2.25 m

CALCULATION SURFACE ·····

Surface dimensions	1.6 × 0.8 m
Surface height	0.75 m
Average illuminance (E_m)	> 500 lx
Uniformity (U_0)	> 0.6

GLARE EVALUATION

Table Classification X=4H | Y=8H | S=0.25H

UGR transversal	≤ 19
UGR axial	≤ 19

≥ 65° ≤ 3000 cd/m²

LUMINOUS FLUX value calculated for CRI ≥ 80, colour white, cover opal microprism. Z -8 %, microprism. G -10 %

Outside with profile

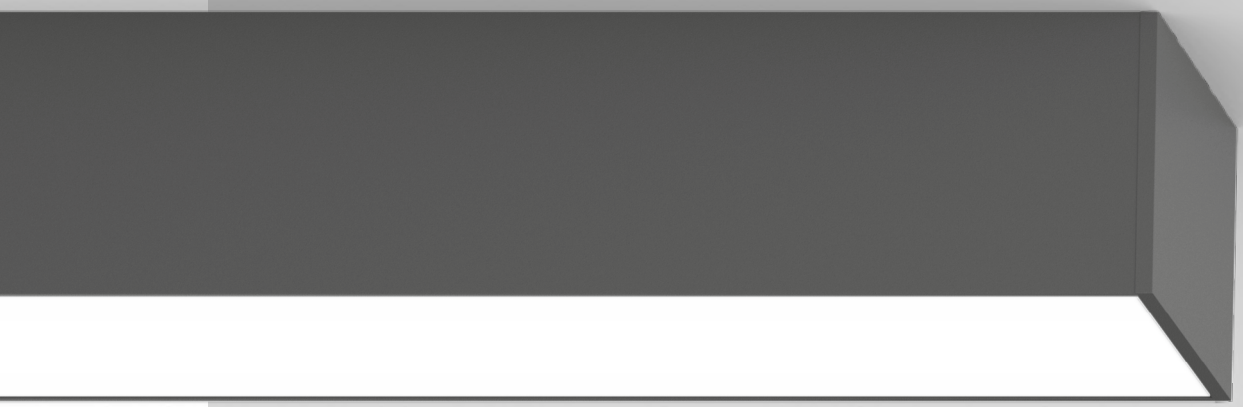

BASO IP54

EN BASO IP54 is a powerful profile luminaire that has been specially adapted to demanding environmental conditions: from public outdoor areas to wet rooms. It has increased dust and insect protection (IP54). BASO IP54 is available as a single luminaire or as a system variant. It is easy to install and suitable for recessed or surface fitting as well as for wall or ceiling mounting. An opal cover delivers homogeneous basic illumination. The luminaire has a colour rendering of up to CRI ≥ 98 XPECTRUM and can be selected with a dark grey or white housing and in two light colours (3000 K and 4000 K).

FR BASO IP54 est un luminaire profilé puissant, spécialement adapté aux conditions ambiantes exigeantes : extérieur de bâtiments publics et pièce humide. Sans oublier une protection accrue contre les poussières et insectes (IP54). Baso IP54 est disponible en luminaire simple ou en système a composé soit même. Facile à monter il est conçu pour des utilisations, encastre, en plafonnier et mural. Un diffuseur opale assure un éclairage homogène. De plus, ce luminaire dispose d'un rendu des couleurs jusqu'à CRI ≥ 90 et peut être choisi avec une finition gris foncé ou blanc ainsi qu'en deux températures de couleurs (3000 K et 4000 K).

Type

60

Mountings

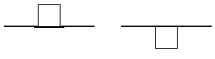

trim recessed

surface

Light distribution

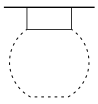

opal

back





BASO 60 IP54

recessed with trim

EN Luminaire housing made of extruded aluminium; recessed luminaire with trim; suitable for ceiling thickness of 8-20 mm; surface powder coated; suitable for wall or ceiling mounting; luminaire profile (end caps come pre-assembled) can be pre-mounted; remaining luminaire components mounted without tools; closed light insert made of PMMA, consisting of converter unit and circuit board unit; light inset with screwed-on, thus maintenance-friendly, transparent end cap in PMMA; HPO (High Performance Opal) cover for uniform illumination; energy-efficient LEDs with very good colour rendering; IP67 socket connector system for easy and sealed electrical connection

FR Corps de luminaire en profil extrudé en aluminium ; luminaire encastré avec bord continu ; convient aux épaisseurs de plafond de 8-20 mm ; surface thermolaquée ; convient au montage mur ou plafond ; profilé de luminaire (capuchon monté en usine) pouvant être monté à l'avance ; composants restants du luminaire montable sans outil ; module d'éclairage fermé en PMMA, composé d'un convertisseur et d'un circuit imprimé ; module d'éclairage avec capuchon vissé et transparent en PMMA, et par conséquent d'entretien facile ; cache HPO (High Performance Opal) pour éclairage homogène ; LED économes en énergie à restitution de couleur élevée ; Système de prise IP67 pour branchement électrique hermétique

Quickinfo

3000 K, 4000 K
CRI ≥ 80, 3 SDCM
up to 125 lm/W
L90 @ 50 000 h
DALI-2
opal, IP54

Types

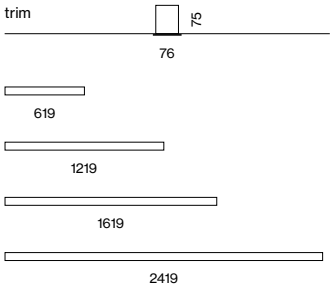

Colours

Light distribution

quick installation

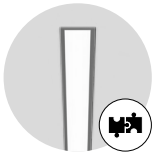

system solution (p. 936)



dust & splash water protection (IP54)

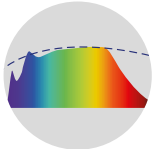

CRI ≥ 98 XPECTRUM

Order options

IP RATING

IP 54

COLOUR TEMPERATURE

3000 K	5
4000 K	6

CONTROL

DALI-2

MATERIAL COLOUR

○ traffic white RAL 9016	7
● umbra grey RAL 7022	D

LIGHT OPTIC COVER

opal high performance

Options on request

COLOUR RENDERING INDEX

CRI ≥ 90

CRI ≥ 98 XPECTRUM

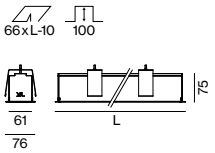

BASO 60 trim

RG 0 IEC 62471 · 1 ADDR. · 220-240 V · IP54 · X-PERT · X-PERT

IP 54 LUMINAIRE

SYS. POWER	COLOUR TEMP.	LUM. FLUX	L (mm)	ORDER CODE
11.2 W	3000 K	1320 lm	619	845-3522 :: 3 ◪ H
	4000 K	1400 lm		
22.4 W	3000 K	2640 lm	1219	845-3524 :: 3 ◪ H
	4000 K	2790 lm		
29.9 W	3000 K	3530 lm	1619	845-3525 :: 3 ◪ H
	4000 K	3720 lm		
45 W	3000 K	5290 lm	2419	845-3528 :: 3 ◪ H
	4000 K	5590 lm		



Mounting accessories

CONCRETE INSTALLATION HOUSING

L·W·H (mm)	ORDER CODE
662·75·88	045-3592010
1262·75·88	045-3594010
1662·75·88	045-3595010
2462·75·88	045-3598010

LUMINOUS FLUX value alculated for CRI ≥ 80, colour white, cover opal

Private Residence Plane House
Skiathos, GR – by K-Studio

ÖBB passage Graz, AT –
by skyline architekten ZT gmbh with lighting design
by ESC engineering Service & Consulting kg

5
6

back



BASO 60 IP54

surface

EN Luminaire housing from extruded aluminium profile, angular design; light-tight end caps in aluminium, no visible screws; surface powder coated; suitable for wall or ceiling mounting; luminaire profile (end caps come pre-assembled) can be pre-mounted; remaining luminaire components mounted without tools; closed light insert made of PMMA, consisting of converter unit and circuit board unit; light inset with screwed-on, thus maintenance-friendly, transparent end cap in PMMA; HPO (High Performance Opal) cover for uniform illumination; energy-efficient LEDs with very good colour rendering; IP67 socket connector system for easy and sealed electrical connection

FR Corps de luminaire en profil extrudé en alu, version arête ; couvercle final en aluminium fermeture étanche à la lumière, aucune vis visible ; surface thermolaquée ; convient au montage mur ou plafond ; profilé de luminaire (capuchon monté en usine) pouvant être monté à l'avance ; composants restants du luminaire montable sans outil ; module d'éclairage fermé en PMMA, composé d'un convertisseur et d'un circuit imprimé ; module d'éclairage avec capuchon vissé et transparent en PMMA, et par conséquent d'entretien facile ; cache HPO (High Performance Opal) pour éclairage homogène ; LED économes en énergie à restitution de couleur élevée ; Système de prise IP67 pour branchement électrique hermétique

Quickinfo

3000 K, 4000 K
CRI ≥ 80, 3 SDCM
up to 125 lm/W
L90 @ 50 000 h
DALI-2
opal, IP54

Types

surface

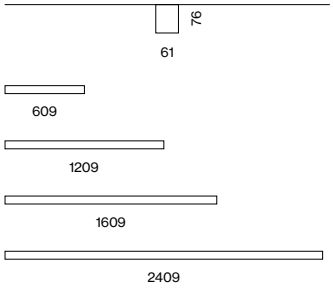

Colours

Light distribution

direct

quick installation



system solution (p. 940)

dust & splash water protection (IP54)

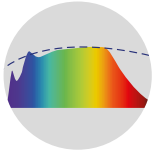

CRI ≥ 98 XPECTRUM

Order options

IP RATING
IP 54

COLOUR TEMPERATURE
3000 K 5
4000 K 6

CONTROL
DALI-2

MATERIAL COLOUR
○ traffic white RAL 9016 7
● umbra grey RAL 7022 D

LIGHT OPTIC COVER
opal high performance

Options on request

COLOUR RENDERING INDEX
CRI ≥ 90
CRI ≥ 98 XPECTRUM

MOUNTING
concrete installation housing

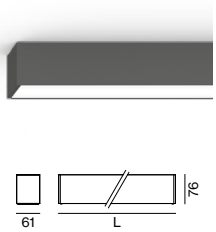

BASO 60 surface

RG 0 IEC 62471 | DALI 1 ADDR. | 220-240 V | IP54 | X-PERT | X-PERT

IP 54 LUMINAIRE

SYS. POWER	COLOUR TEMP.	LUM. FLUX	L (mm)	ORDER CODE
11.2 W	3000 K	1320 lm	609	845-4122 :: 3 ◪ H
	4000 K	1400 lm		
22.4 W	3000 K	2640 lm	1209	845-4124 :: 3 ◪ H
	4000 K	2790 lm		
29.9 W	3000 K	3530 lm	1609	845-4125 :: 3 ◪ H
	4000 K	3720 lm		
45 W	3000 K	5290 lm	2409	845-4128 :: 3 ◪ H
	4000 K	5590 lm		

LUMINOUS FLUX value calculated for CRI ≥ 80, colour white, cover opal

University Research Institute
Ulm, DE – by bizer architekten

Perfect allrounder

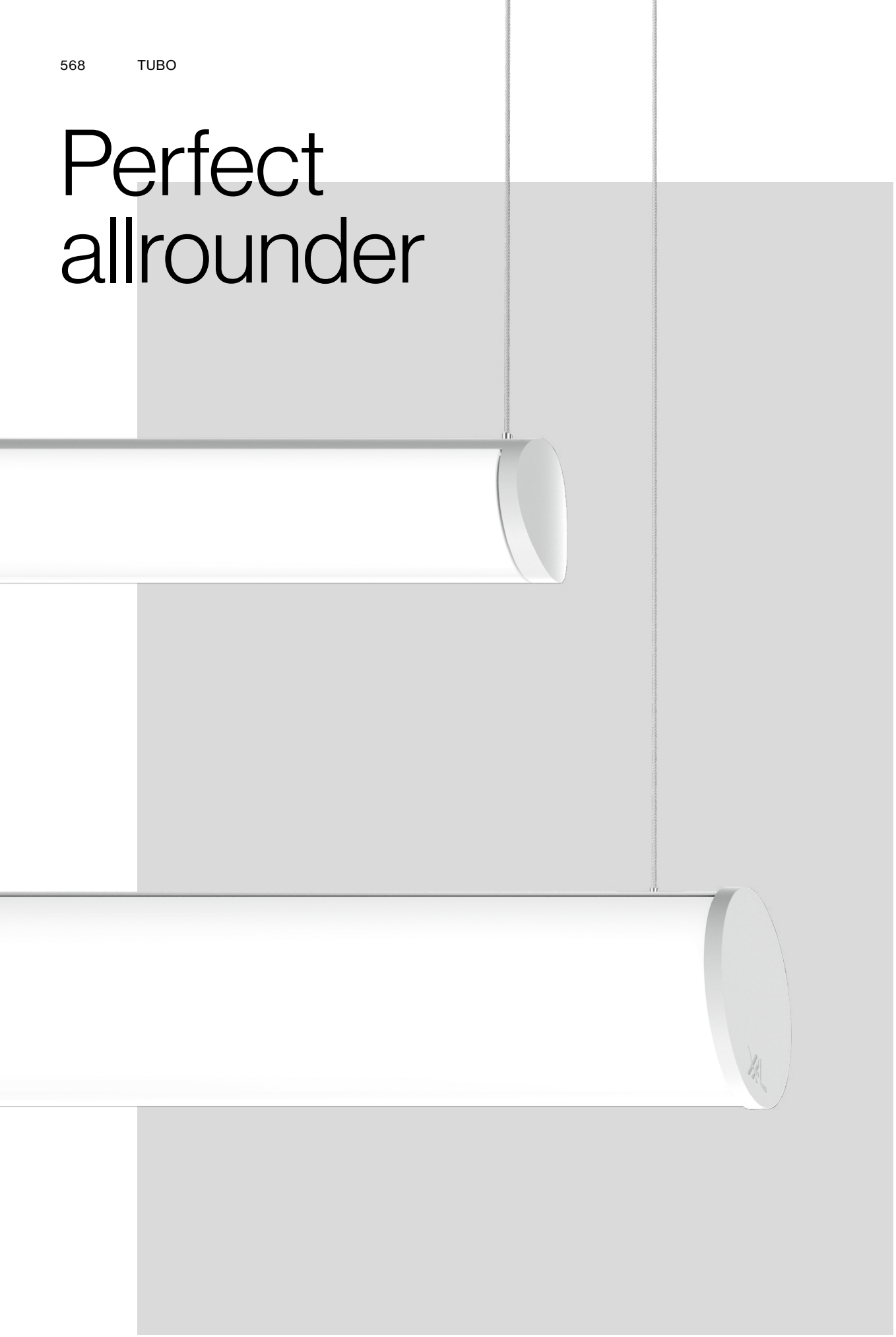

TUBO

EN TUBO places no limits on creativity. Thanks to the height-adjustable cable suspension, the luminaire is particularly popular combined with other TUBO single luminaires for fancy patterns or creative arrangements. Maximum design freedom goes hand in hand with a pleasant room ambiance, as TUBO's characteristic beam angle of up to 340° provides gentle ceiling illumination. TUBO can be used as a pendant luminaire, or as a surface-mounted version for walls and ceilings. Especially in entrance areas, corridors, and public spaces, the luminaire with light colours 3000 K or 4000 K and opal cover provides homogeneous ambient lighting.

FR TUBO, et la créativité ne connaît plus de limite ! Avec sa suspension par câble réglable en hauteur, ce luminaire s'associe à merveille à d'autres TUBO pour des motifs originaux ou des arrangements créatifs. La très grande liberté de conception va de pair avec une ambiance agréable, l'angle de rayonnement typique de TUBO – jusqu'à 340° – permettant d'illuminer le plafond en douceur. TUBO s'utilise aussi bien suspendu qu'en surface sur murs et plafonds. Avec son diffuseur opale et ses températures de couleur 3000 K ou 4000 K, ce luminaire produit un éclairage homogène dans les entrées, couloirs et espaces publics notamment.

Types

60 100

Mountings

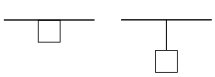

surface suspended

Light distribution

opal

340° light distribution

EN With its 340° beam pattern and opal cover, TUBO delivers homogeneous illumination as well as slight ceiling brightening. This makes the luminaire perfect for places where a pleasant ambient lighting is desired, such as reception areas, corridors, or foyers.

FR Grâce à son rayonnement à 340° et à son diffuseur opale, TUBO produit un éclairage homogène en illuminant légèrement le plafond. Le luminaire convient donc tout particulièrement aux endroits où l'éclairage de base se doit d'être avant tout plaisant – comme les lieux d'accueil, les couloirs ou les foyers par exemple.

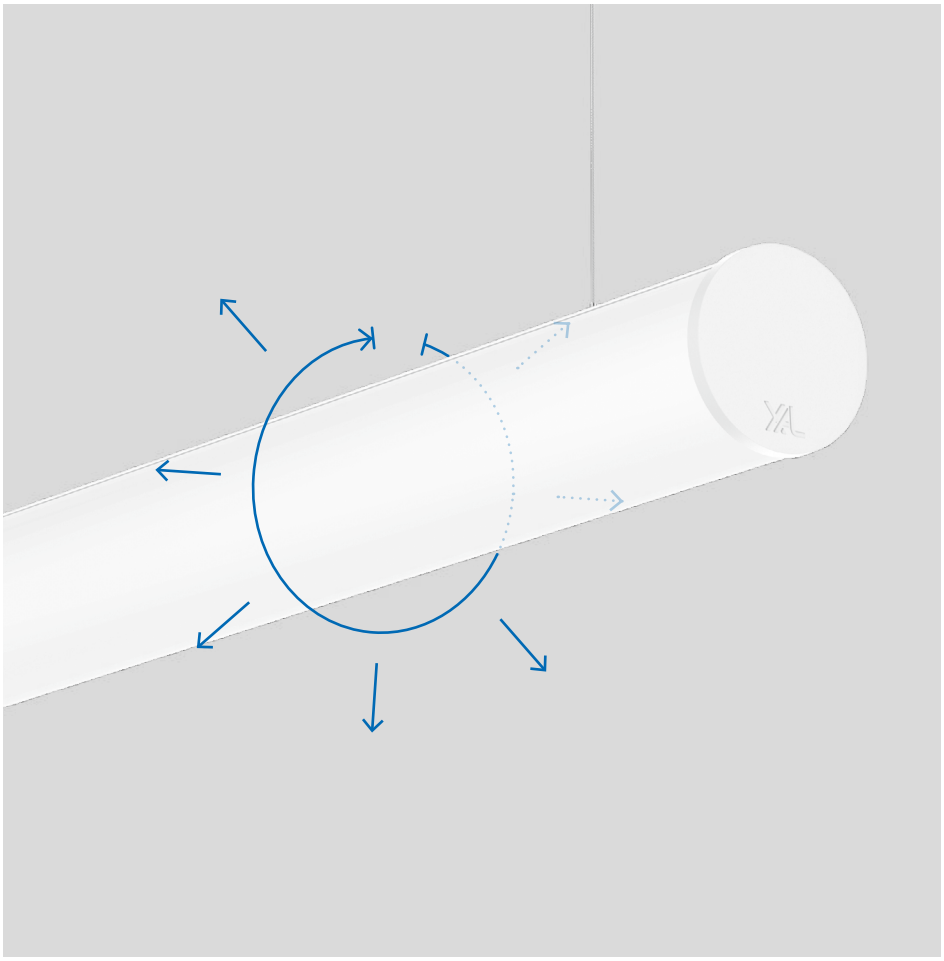

Mounting options

EN TUBO is available in both surface-mounted and pendant versions. It is suitable for mounting on ceilings and walls and supports a room's interior design.

FR TUBO est proposé en version apparente et suspendue. Il se monte aussi bien au plafond qu'au mur et contribue à l'aménagement intérieur de la pièce de superbe manière.



Bespoke arrangements

EN Mounting the pendant luminaire is highly flexible. The height-adjustable cable suspension with a joint allows TUBO to be suspended horizontally, or at an angle at different heights. The luminaire thus offers enormous creative freedom in designing bespoke patterns and unusual light formations.

FR Le montage du luminaire suspendu se distingue par sa remarquable flexibilité. Grâce à sa suspension par câble réglable en hauteur avec articulation, TUBO peut être suspendu non seulement à l'horizontale, mais également en biais à différentes hauteurs. Le luminaire offre ainsi une grande liberté créative pour la réalisation de motifs individuels et de combinaisons lumineuses originales.

DESIGN AWARD 2022

TUBO 60

surface / suspended

EN Supporting profile in extruded aluminium; end cap in aluminium; surface powder coated; suitable for wall or ceiling mounting (TUBO 60 surface); surface mounted or suspended luminaire with cable suspension; height adjustment without tools; with transparent feeder cable; light control via high-quality lens system for maximum, homogeneous illumination; completely homogeneously illuminated, cylindrical HPO (High Performance Opal) cover; energy-efficient LEDs with very good colour rendering

FR Profilé portant en profil extrudé en aluminium ; couvercle final en aluminium ; surface thermolaquée ; convient au montage mur ou plafond (TUBO 60 surface) ; luminaire en saillie ou suspendu avec câble de suspension ; réglage en hauteur sans outil ; conduit d'alimentation transparent inclus ; conduction de la lumière par optique à lentille pour un éclairage max. et homogène ; diffuseur HPO (High Performance Opal) cylindrique à éclairage entièrement homogène ; LED économes en énergie à restitution de couleur élevée

Quickinfo

3000 K, 4000 K
CRI ≥ 80, 3 SDCM
up to 114 lm/W
L90 @ 50 000 h
non DIM, DALI-2
opal

Types

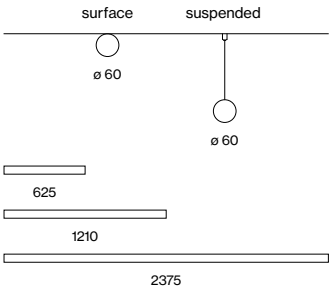

Colour

Light distributions

driver integrated

system solution (p. 952)



uniform illumination

Order options

COLOUR TEMPERATURE

3000 K	5
4000 K	6

CONTROL

non DIM	1
DALI-2	3

MATERIAL COLOUR

○ pure white RAL 9010

LIGHT OPTIC COVER

opal

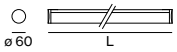

TUBO 60 surface

RG 0 IEC 62471 · 1 ADDR. · 220-240 V · X-PERT · X-PERT

LUMINAIRE

SYS. POWER	COLOUR TEMP.	LUM. FLUX	L (mm)	ORDER CODE
16.5 W	3000 K	1780 lm	625	058-3112 7 O
	4000 K	1880 lm		
33 W	3000 K	3560 lm	1210	058-3114 7 O
	4000 K	3760 lm		
66 W	3000 K	7110 lm	2375	058-3118 7 O
	4000 K	7530 lm		

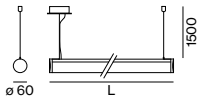

TUBO 60 suspended

RG 0 IEC 62471 · 1 ADDR. · 220-240 V · X-PERT · X-PERT

LUMINAIRE

SYS. POWER	COLOUR TEMP.	LUM. FLUX	L (mm)	ORDER CODE
16.5 W	3000 K	1780 lm	625	058-3212 7 O
	4000 K	1880 lm		
33 W	3000 K	3560 lm	1210	058-3214 7 O
	4000 K	3760 lm		
66 W	3000 K	7110 lm	2375	058-3218 7 O
	4000 K	7530 lm		

Light distribution

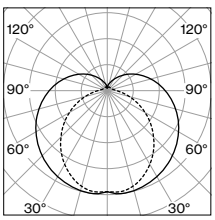

opal
direct

LUMINOUS FLUX value calculated for CRI ≥ 80, colour white, cover opal

Heidelberg Cement AG Heidelberg, DE –
by Albert Speer + Partner Architekten with lighting
design by Hailight Lichtplanung, Andreas Haidegger

TUBO 100

surface / suspended

EN Supporting profile in extruded aluminium; end cap in aluminium, no visible screws; powder coated; suitable for wall or ceiling mounting (TUBO 100 surface); surface mounted or suspended luminaire with cable suspension; height adjustment without tools; spring clip attachment to the luminaire; freely positionable; with transparent feeder cable; luminaire profile for mounting available in advance; remaining components mounted without tools; light inset consisting of highly reflective coated extruded profile for improved thermal management; cylindrical cover made of satinised PMMA for homogeneous illumination; with 340° light emission and light ceiling illumination; energy-eff. LEDs – very good colour rendering

FR Profilé portant en profil extrudé en aluminium ; couvercle final en aluminium, aucune vis visible ; thermolaquée ; convient au montage mur ou plafond (TUBO 100 surface) ; luminaire en saillie ou suspendu avec câble de suspension ; réglage en hauteur sans outil ; fixation au luminaire au moyen de clips à ressort ; positionnement libre ; conduit d'alimentation transparent inclus ; Profilé de luminaire pour montage livrable avant ; composants restants montable sans outil ; élément lumineux composé de profilé extrudé laqué hautement réfléchissant pour une gestion thermique améliorée ; cache cylindrique en PMMA satiné pour éclairage homogène ; avec diffusion de lumière à 340° et léger éclairage de plafond ; LED à haut rend. énerg. – excellent rendu coul.

Quickinfo

3000 K, 4000 K
CRI ≥ 80, 3 SDCM
up to 138 lm/W
L90 @ 50 000 h
non DIM, DALI-2
opal

Types

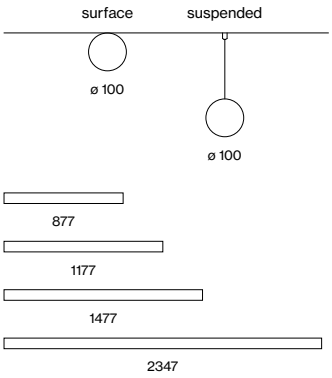

Colour

Light distributions

system solution (p. 954)



uniform illumination

Order options

COLOUR TEMPERATURE

3000 K	5
4000 K	6

CONTROL

non DIM	1
DALI-2	3

MATERIAL COLOUR

○ pure white RAL 9010

LIGHT OPTIC COVER

opal

Options on request

CONTROL

Casambi

TUBO 100 surface

RG 0 IEC 62471 · DALI 1 ADDR. · 220-240 V · CB · X-PERT · X-PERT

LUMINAIRE

SYS. POWER	COLOUR TEMP.	LUM. FLUX	L (mm)	ORDER CODE
27.5 W	3000 K	3580 lm	877	058-1133 7O
	4000 K	3790 lm		
37 W	3000 K	4770 lm	1177	058-1134 7O
	4000 K	5050 lm		
46 W	3000 K	5960 lm	1477	058-1135 7O
	4000 K	6310 lm		
73 W	3000 K	9540 lm	2347	058-1138 7O
	4000 K	10100 lm		



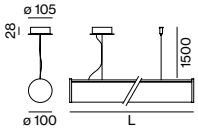

TUBO 100 suspended

RG 0 IEC 62471 · DALI 1 ADDR. · 220-240 V · CB · X-PERT · X-PERT

LUMINAIRE

SYS. POWER	COLOUR TEMP.	LUM. FLUX	L (mm)	ORDER CODE
27.5 W	3000 K	3580 lm	877	058-1233 7O
	4000 K	3790 lm		
37 W	3000 K	4770 lm	1177	058-1234 7O
	4000 K	5050 lm		
46 W	3000 K	5960 lm	1477	058-1235 7O
	4000 K	6310 lm		
73 W	3000 K	9540 lm	2347	058-1238 7O
	4000 K	10100 lm		

LUMINOUS FLUX value calculated for CRI ≥ 80, colour white, cover opal

DR Byen
Copenhagen, DK –
by Vilhelm Lauritzen Arkitekter
with lighting design by Willerup&Heinsvig





andet
bio

Create light sculptures

INO

EN A classic in lighting design, redefined. Create exciting, multidimensional light sculptures by combining different INO shapes. INO's lighting characteristics are extraordinary. Light is emitted upwards and downwards through a sole exit surface, surrounding the luminaire like an aura. The circular and square luminaires are mounted horizontally or vertically. INO is available in white, black, and grey, as well as in numerous custom colours. All versions come in the light colours 2700 K, 3000 K, 4000 K, or Tunable White.

FR Un classique de la conception d'éclairage revisité. La combinaison de différentes formes géométriques permet de créer de captivantes sculptures lumineuses multidimensionnelles. La particularité d'INO tient à son faisceau lumineux. Avec une seule sortie vers l'intérieur, la lumière est émise vers le haut et vers le bas, entourant le luminaire à la façon d'un halo. Carrés ou circulaires les luminaires peuvent être mont s horizontalement ou verticalement. INO est disponible en blanc, noir, gris et or ainsi que dans d'autres couleurs spécifiques. Toutes les versions existent dans les couleurs de lumière 2700 K, 3000 K, 4000 K ou Tunable White.

Types

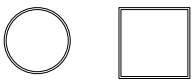

700
900
1200
1500

750
1000
1250
1500

Mounting

suspended

Light distributions

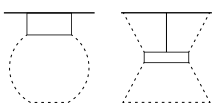

opal

direct
indirect

Light distribution

EN INO's beam characteristics make it unique. It boasts a three-dimensional light-emitting surface that sends light upwards, downwards, and inwards, surrounding the luminaire with an aura. This high-quality luminaire's surroundings are illuminated evenly, while the inside of the ring stays visible even from a distance.

FR La particularité d'INO réside dans son rayonnement. Grâce à une surface de sortie tridimensionnelle, la lumière est émise vers le haut, le bas et l'intérieur, entourant le luminaire à la façon d'un halo. La lumière de haute qualité éclaire uniformément les environs, tandis que l'intérieur de l'anneau est visible de loin.

Geometric variety

EN Discover even more INO design options through different sizes and shapes. The luminaire is available in square and circular versions. Up to four different sizes provide even more creative freedom.

FR Découvrez davantage de possibilités de conception avec INO grâce à la grande variété de tailles et de formes. Le luminaire est disponible au choix en version carrée ou ronde. Et avec jusqu'à quatre tailles différentes, les possibilités de combinaisons créatives ne manquent pas.

Colour variety

EN INO comes in the standard white, grey, or black. Other colours are available, unlocking maximum design freedom for your project. Find out more about our palette at: xal.com/colours

FR INO est disponible dans les couleurs standard blanc, gris, noir et or, mais aussi dans d'autres coloris, assurant une liberté de conception maximale pour votre projet. Pour en savoir plus sur notre gamme de couleurs, consultez notre site à la page xal.com/couleurs

xal.com/colours

TW – Tunable White

EN Changes in the colour of light have a substantial effect on our mood. Tunable White allows the colour temperature to be continuously adjusted from 2700 K (warm light) to 6500 K (cool light) to dynamically adapt the lighting to the time of day or ambient brightness.

FR Les variations de la température de couleur ont un puissant effet sur notre humeur. Tunable White permet le passage en continu de la température de couleur de 2700 K (lumière chaude) à 6500 K (lumière froide), afin d'adapter l'éclairage de manière dynamique à l'heure ou à la luminosité ambiante.

Effective from every perspective

EN INO can be suspended horizontally or vertically from the ceiling. INO offers a range of options for creating bespoke arrangements and effective ceiling and wall sculptures.

FR INO peut être suspendu au plafond non seulement horizontalement mais aussi verticalement, permettant ainsi de créer des configurations personnalisées et des sculptures très réussies au mur comme au plafond.

XPECTRUM LED

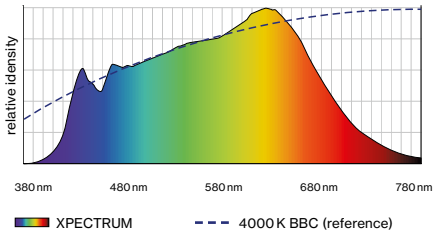

Commercially available LED 4000 K

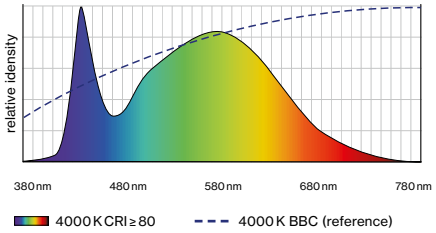

Full-spectrum LED

EN XAL's new XPECTRUM LEDs deliver healthy, biologically effective light. The reduced blue light and increased cyan values reduce the blue light hazard for the eye to daylight-equivalent levels. The resulting non-visual, so-called melanopic light effect, improves concentration and increases sleep quality. The excellent colour rendering of IES TM 30-15 $R_f = 98$ and $R_g = 101$ further helps visual comfort.

FR La nouvelle LED XPECTRUM de XAL fournit une lumière saine et adaptée au rythme circadien. La réduction de la lumière bleue ainsi que l'augmentation des valeurs cyan réduisent le risque que représente pour l'œil la lumière bleue, retrouvant un niveau similaire à celui de la lumière du jour. Il en résulte un effet d'éclairage non visuel, dit mélanopique, qui favorise la concentration et améliore la qualité du sommeil. L'excellent rendu des couleurs de l'IES TM 30-15 $R_f = 98$ et $R_g = 101$ constitue un autre atout pour le confort visuel.

back

Quickinfo

2700 K, 3000 K, 4000 K
CRI ≥ 80, 3 SDCM
up to 143 lm/W
L90 @ 50 000 h
DALI-2
opal

Types

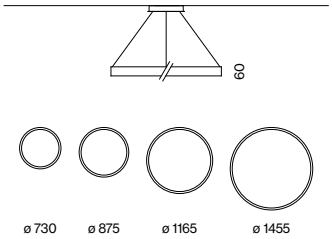

Colours

standard xal.com/colours

Light distribution

INO circle

suspended

EN Ring shaped luminaire housing from rolled aluminium extruded profile, seamlessly welded; surface powder coated; pendant fitting with cable suspension; height adjustment without tools; with transparent feeder cable; electronic operating unit installed in the canopy; completely homogeneously illuminated, satinised PMMA cover; inwards facing emission characteristics; direct/indirect illumination characteristic for additional emphasis of the ceiling and more visual comfort; energy-efficient LEDs with very good colour rendering; canopy with 2 cable openings and plug-in terminal for through wiring

FR Corps de luminaire en forme d'anneau en profil extrudé roulé en aluminium soudé sans trace visible ; surface thermolaquée ; suspension par câble ; réglage en hauteur sans outil ; conduit d'alimentation transparent inclus ; disp. électronique d'alimentation intégré au cache-piton ; cache PMMA, à éclairage parfaitement homogène, satiné ; caractéristique de rayonnement orientée vers l'intérieur ; caractéristique de rayonnement directe/indirecte pour mettre le plafond en valeur et un meilleur confort de vue ; LED économes en énergie à restitution de couleur élevée ; cache-piton avec 2 orifices de câblage et clIP de fixation pour câblage continu

DiiA® standards 251, 252, 253

direct / indirect illumination

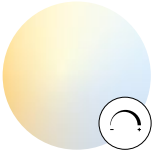

tunable white 2700 – 6500 K

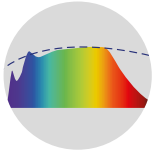

CRI ≥ 98 XPECTRUM

Order options

SUSPENSION
cable 2000 mm / canopy central

COLOUR TEMPERATURE

2700 K	4
3000 K	5
4000 K	6

CONTROL
DALI-2

MATERIAL COLOUR

pure white RAL 9010	7
white aluminium RAL 9006	G
jet black RAL 9005	8
special colours* p. 992	X

*canopy always in white

LIGHT OPTIC COVER
opal high performance

Options on request

SUSPENSION
cable 2000 mm

COLOUR RENDERING INDEX
CRI ≥ 90
CRI ≥ 98 XPECTRUM

CONTROL
Casambi

COLOUR TEMPERATURE
tunable white 2700 – 6500 K
DALI-2 DT8

SHAPES
INO trig suspended
INO hex suspended
INO circle vertical suspended

Light distribution

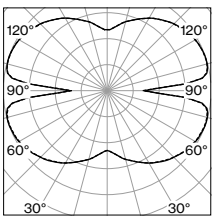

opal high performance
direct / indirect

LUMINOUS FLUX value calculated for CRI ≥ 80, colour white, cover opal

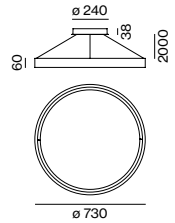

INO 700 circle suspended

RG 0 IEC 62471 · 1 ADDR. · 220-240 V · X-PERT · X-PERT

DIRECT / INDIRECT

SYSTEM POWER	COLOUR TEMP.	LUMINOUS FLUX)	ORDER CODE
32 W	2700 K	4060 lm	0 3 4 - 3 4 1 2 :: 3 ◪ H
	3000 K	4310 lm	
	4000 K	4570 lm	

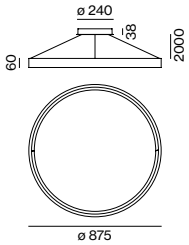

INO 900 circle suspended

RG 0 IEC 62471 · 1 ADDR. · 220-240 V · X-PERT · X-PERT

DIRECT / INDIRECT

SYSTEM POWER	COLOUR TEMP.	LUMINOUS FLUX	ORDER CODE
39 W	2700 K	4870 lm	0 3 4 - 3 4 1 3 :: 3 ◪ H
	3000 K	5180 lm	
	4000 K	5480 lm	

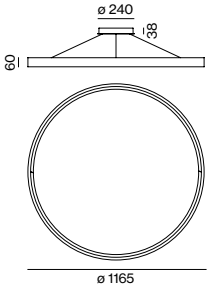

INO 1200 circle suspended

RG 0 IEC 62471 · 1 ADDR. · 220-240 V · X-PERT · X-PERT

DIRECT / INDIRECT

SYSTEM POWER	COLOUR TEMP.	LUMINOUS FLUX	ORDER CODE
51 W	2700 K	6490 lm	0 3 4 - 3 4 1 4 :: 3 ◪ H
	3000 K	6900 lm	
	4000 K	7310 lm	

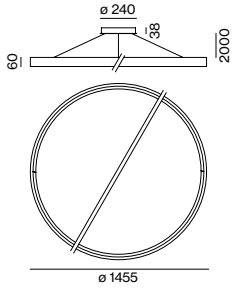

INO 1500 circle suspended

RG 0 IEC 62471 · 1 ADDR. · 220-240 V · X-PERT · X-PERT

DIRECT / INDIRECT

SYSTEM POWER	COLOUR TEMP.	LUMINOUS FLUX	ORDER CODE
64 W	2700 K	8120 lm	0 3 4 - 3 4 1 5 :: 3 ◪ H
	3000 K	8630 lm	
	4000 K	9130 lm	

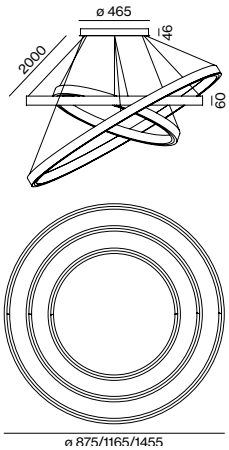

INO TRIPLE circle suspended

RG 0 IEC 62471 · 3 ADDR. · 220-240 V · X-PERT · X-PERT

DIRECT / INDIRECT

SYSTEM POWER	COLOUR TEMP.	LUMINOUS FLUX	ORDER CODE
154 W	2700 K	19580 lm	0 3 4 - 3 8 1 5 :: 3 ◪ H
	3000 K	20710 lm	
	4000 K	21920 lm	

Villa Mayfair Barcelona, ES

PrimeTime Touristik und Marketing GmbH Graz, AT

back

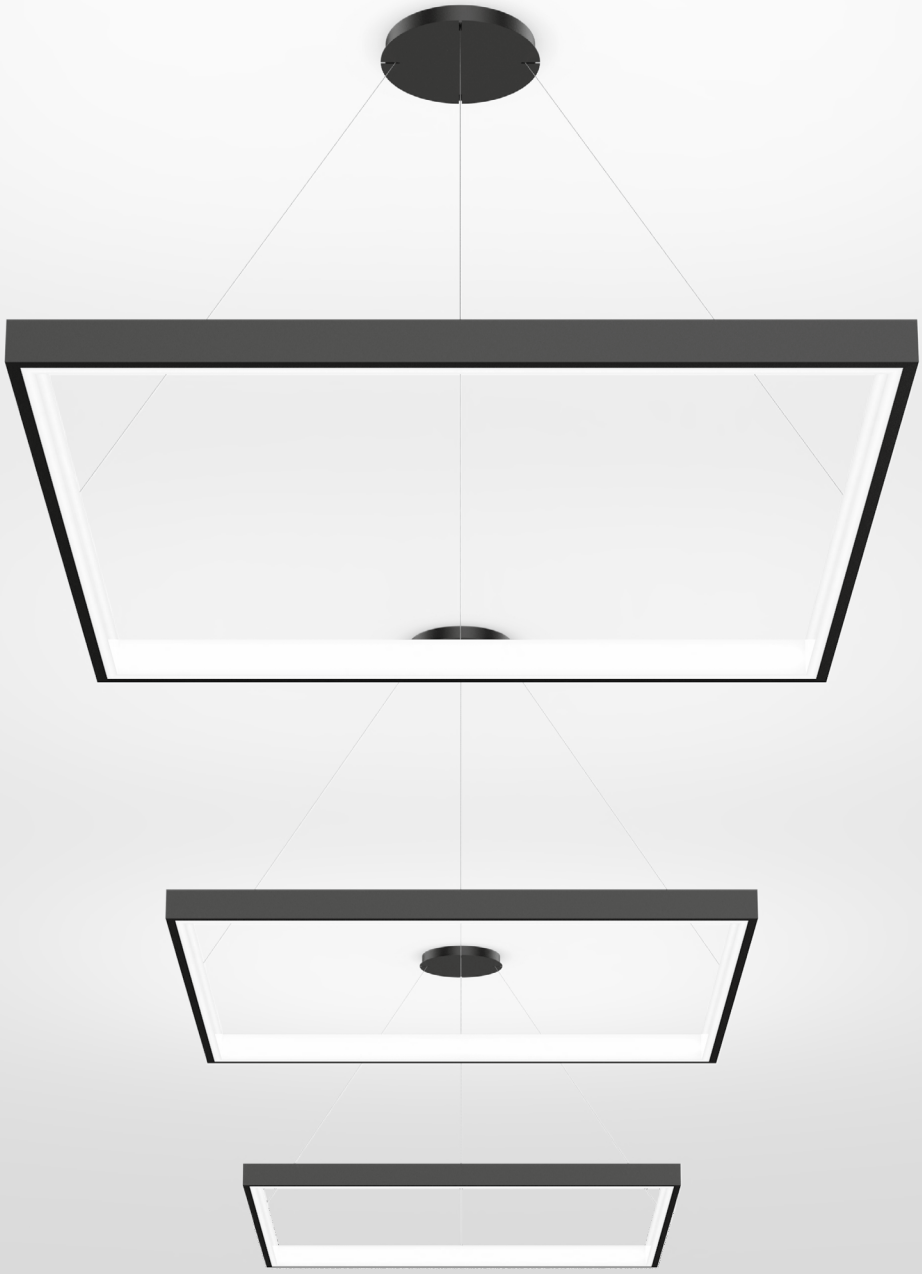

Quickinfo

2700 K, 3000 K, 4000 K
CRI ≥ 80, 3 SDCM
up to 144 lm/W
L90 @ 50 000 h
DALI-2
opal

Types

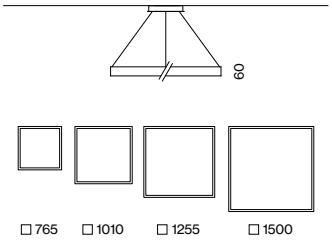

Colours

standard

xal.com/colours

Light distribution

direct
indirect

INO square

suspended

EN Square aluminium luminaire housing; surface powder coated; pendant fitting with cable suspension; height adjustment without tools; with transparent feeder cable; electronic operating unit installed in the canopy; completely homogeneously illuminated, satinised PMMA cover; inwards facing emission characteristics; direct/indirect illumination characteristic for additional emphasis of the ceiling and more visual comfort; energy-efficient LEDs with very good colour rendering; canopy with 2 cable openings and plug-in terminal for through wiring

FR Corps de luminaire carré en aluminium ; surface thermolaquée ; suspension par câble ; réglage en hauteur sans outil ; conduit d'alimentation transparent inclus ; disp. électronique d'alimentation intégré au cache-piton ; cache PMMA, à éclairage parfaitement homogène, satiné ; caractéristique de rayonnement orientée vers l'intérieur ; caractéristique de rayonnement directe/indirecte pour mettre le plafond en valeur et un meilleur confort de vue ; LED économes en énergie à restitution de couleur élevée ; cache-piton avec 2 orifices de câblage et clIP de fixation pour câblage continu

DiiA® standards
251, 252, 253

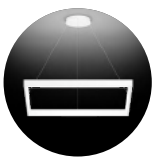

direct / indirect
illumination

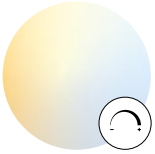

tunable white
2700 – 6500 K

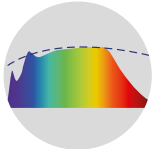

CRI ≥ 98
XPECTRUM

Order options

SUSPENSION
cable 2000 mm / canopy central

COLOUR TEMPERATURE

2700 K	4
3000 K	5
4000 K	6

CONTROL
DALI-2

MATERIAL COLOUR

pure white RAL 9010	7
white aluminium RAL 9006	G
jet black RAL 9005	8
special colours* p. 992	X

*canopy always in white

LIGHT OPTIC COVER
opal high performance

Options on request

SUSPENSION
cable 2000 mm

COLOUR RENDERING INDEX
CRI ≥ 90
CRI ≥ 98 XPECTRUM

CONTROL
Casambi

COLOUR TEMPERATURE
tunable white 2700 – 6500 K
DALI-2 DT8

SHAPES
INO trig suspended
INO hex suspended
INO circle vertical suspended

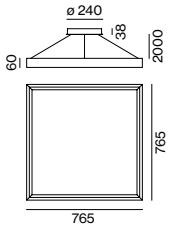

INO 750 square suspended

RG 0 IEC 62471 | DALI 1 ADDR. | 220-240 V | X-PERT | X-PERT

DIRECT / INDIRECT

SYSTEM POWER	COLOUR TEMP.	LUMINOUS FLUX	ORDER CODE
40 W	2700 K	5120 lm	0 3 4 - 4 4 1 2 :: 3 ◪ H
	3000 K	5440 lm	
	4000 K	5760 lm	

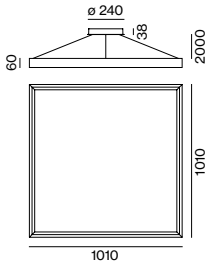

INO 1000 square suspended

RG 0 IEC 62471 | DALI 1 ADDR. | 220-240 V | X-PERT | X-PERT

DIRECT / INDIRECT

SYSTEM POWER	COLOUR TEMP.	LUMINOUS FLUX	ORDER CODE
54 W	2700 K	6830 lm	0 3 4 - 4 4 1 3 :: 3 ◪ H
	3000 K	7250 lm	
	4000 K	7680 lm	

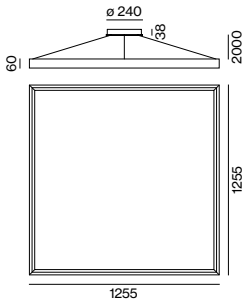

INO 1250 square suspended

RG 0 IEC 62471 | DALI 1 ADDR. | 220-240 V | X-PERT | X-PERT

DIRECT / INDIRECT

SYSTEM POWER	COLOUR TEMP.	LUMINOUS FLUX	ORDER CODE
67 W	2700 K	8530 lm	0 3 4 - 4 4 1 4 :: 3 ◪ H
	3000 K	9070 lm	
	4000 K	9600 lm	

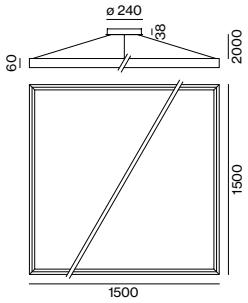

INO 1500 square suspended

RG 0 IEC 62471 | DALI 1 ADDR. | 220-240 V | X-PERT | X-PERT

DIRECT / INDIRECT

SYSTEM POWER	COLOUR TEMP.	LUMINOUS FLUX	ORDER CODE
81 W	2700 K	10200 lm	0 3 4 - 4 4 1 5 :: 3 ◪ H
	3000 K	10900 lm	
	4000 K	11500 lm	

Light distribution

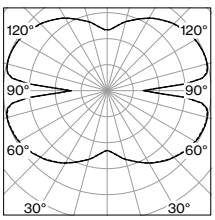

opal high performance
direct / indirect

LUMINOUS FLUX value calculated for CRI ≥ 80, colour white, cover opal

Granitlab Coworking
St. Martin im Mühlkreis, AT –
by GHT-Plan GmbH with lighting design
by GHT-Plan GmbH, AREA C.I. Design GmbH



Light in perfect circles



MINO CIRCLE

EN Beautiful circular arrangements: The grouping of MINO CIRCLE variants in different sizes and colours creates interesting and fresh ceiling patterns and figures. For optimal room acoustics, the luminaires can be supplemented with highly effective, round acoustic elements. Combine the surface-mounted ceiling and suspended versions, as well as the light colours 3000 K and 4000 K, for more design variety. MINO CIRCLE with indirect beam patterns provides plenty of light where additional ceiling illumination is required. For homogeneous illumination, choose luminaires with opal covers. The microprismatic cover ensures glare-free lighting.

FR Agencements esthétiques en cercle : l'agencement des variantes de MINO CIRCLE de différentes tailles et couleurs contribue à créer des formes et motifs au plafond intéressants et sans cesse changeants. Pour une acoustique optimale, il est possible d'agrémenter les luminaires d'éléments acoustiques à l'esthétique apparentée. Pour jouer sur l'effet de variation, combinez les versions montées sur plafond et suspendues ainsi que les températures de couleur 3000 K et 4000 K. Lorsqu'on souhaite un éclairage supplémentaire au plafond, MINO CIRCLE apporte suffisamment de lumière grâce à un rayonnement indirect. Pour un éclairage uniforme, optez pour des luminaires équipés d'un diffuseur opale, tandis que le diffuseur microprismatique assure un éclairage sans éblouissement.

Types

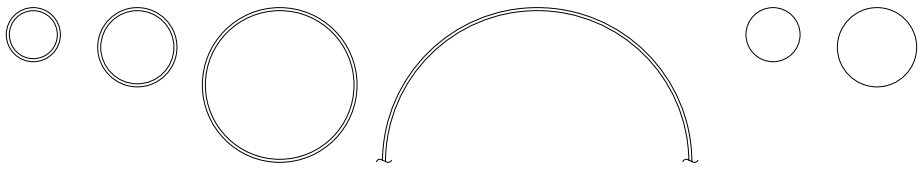

Mountings



Light distributions

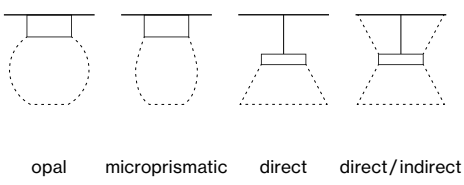



Quickinfo

3000 K, 4000 K
CRI ≥ 80, 3 SDCM
up to 123 lm/W
L90 @ 50 000 h
DALI-2
opal, microprismatic

Types

ceiling

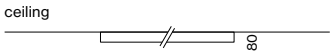

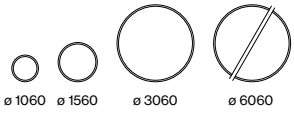

Luminaire colours

standard

xal.com/colours

Light distribution

direct

MINO CIRCLE

ceiling

EN Ring shaped luminaire housing from rolled aluminium extruded profile, seamlessly welded; surface powder coated; light inset consisting of highly reflective coated die-cast aluminium for improved thermal management; HPO (High Performance Opal) cover for uniform illumination; micro prismatic PMMA diffuser incl. diffuser film for homogeneous illumination and reduced luminance; sound absorbing elements available; energy-efficient LEDs with very good colour rendering

FR Corps de luminaire en forme d'anneau en profil extrudé roulé en aluminium soudé sans trace visible ; surface thermolaquée ; élément lumineux composé d'aluminium moulé laqué hautement réfléchissant pour une gestion thermique améliorée ; cache HPO (High Performance Opal) pour éclairage homogène ; cache PMMA microprismatique, avec film diffusant inclus pour réduire la brillance avec un éclairage homogène ; elementos d'absorption acoustique disponible ; LED économes en énergie à restitution de couleur élevée

DiiA® standards 251, 252, 253

direct / indirect illumination



microprismatic

acoustic elements (p. 606)

Order options

COLOUR TEMPERATURE

3000 K	5
4000 K	6

CONTROL

DALI-2

MATERIAL COLOUR

pure white RAL 9010	7
white aluminium RAL 9006	G
jet black RAL 9005	8
special colours p. 992	X

LIGHT OPTIC COVER

opal high performance	H
microprismatic	Z

Options on request

COLOUR RENDERING INDEX

CRI ≥ 90

CONTROL

Casambi

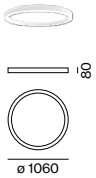

MINO 60 CIRCLE 1000 ceiling

RG 0 IEC 62471 · DALI 4 ADDR. · 220-240 V · X-PERT · X-PERT

DIRECT

SYSTEM POWER	COLOUR TEMP.	LUMINOUS FLUX	ORDER CODE
65 W	3000 K	7130 lm	0 3 4 - 2 1 1 2 :: 3 ◪ ◘
	4000 K	7550 lm	

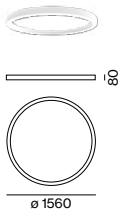

MINO 60 CIRCLE 1500 ceiling

RG 0 IEC 62471 · DALI 4 ADDR. · 220-240 V · X-PERT · X-PERT

DIRECT

SYSTEM POWER	COLOUR TEMP.	LUMINOUS FLUX	ORDER CODE
99 W	3000 K	11400 lm	0 3 4 - 2 1 1 0 :: 3 ◪ ◘
	4000 K	12100 lm	

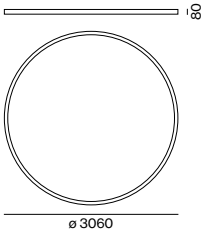

MINO 60 CIRCLE 3000 ceiling

RG 0 IEC 62471 · DALI 8 ADDR. · 220-240 V · X-PERT · X-PERT

DIRECT

SYSTEM POWER	COLOUR TEMP.	LUMINOUS FLUX	ORDER CODE
198 W	3000 K	23000 lm	0 3 4 - 2 1 1 4 :: 3 7 H
	4000 K	24300 lm	

other configurations see MINO 60 CURVE system

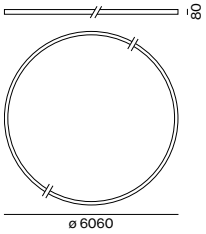

MINO 60 CIRCLE 6000 ceiling

RG 0 IEC 62471 · DALI 16 ADDR. · 220-240 V · X-PERT · X-PERT

DIRECT

SYSTEM POWER	COLOUR TEMP.	LUMINOUS FLUX	ORDER CODE
396 W	3000 K	45900 lm	0 3 4 - 2 1 1 6 :: 3 7 H
	4000 K	48600 lm	

other configurations see MINO 60 CURVE system

Acoustic elements

see page 606

LUMINOUS FLUX value calculated for CRI ≥ 80, colour white, cover opal

back



Quickinfo

3000 K, 4000 K
CRI ≥ 80, 3 SDCM
up to 132 lm/W
L90 @ 50 000 h
DALI-2
opal, microprismatic

Types

suspended

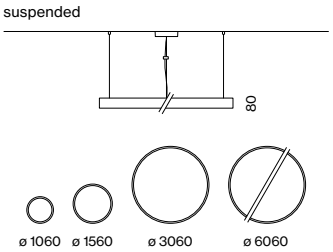

Luminaire colours

standard xal.com/colours

Light distributions

MINO CIRCLE

suspended

EN Ring shaped luminaire housing from rolled aluminium extruded profile, seamlessly welded; surface powder coated; pendant fitting with cable suspension; with integrated tool-less suspension height adjustment; incl. transparent feed; light inset consisting of highly reflective coated die-cast aluminium for improved thermal management; HPO (High Performance Opal) cover for uniform illumination; micro prismatic PMMA diffuser incl. diffuser film for homogeneous illumination and reduced luminance; optional with direct/indirect illumination characteristic for additional emphasis of the ceiling and more visual comfort; energy-efficient LEDs with very good colour rendering; sound absorbing elements available

FR Corps de luminaire en forme d'anneau en profil extrudé roulé en aluminium soudé sans trace visible ; surface thermolaquée ; suspension par câble ; réglage en hauteur sans outil au luminaire ; incl. conduit d'alimentation transparent ; élément lumineux composé d'aluminium moulé laqué hautement réfléchissant pour une gestion thermique améliorée ; cache HPO (High Performance Opal) pour éclairage homogène ; cache PMMA microprismatique, avec film diffusant inclus pour réduire la brillance avec un éclairage homogène ; en option avec caractéristique de rayonnement direct/indirect pour mettre le plafond en valeur et un meilleur confort de vue ; LED économes en énergie à restitution de couleur élevée ; elementos d'absorption acoustique disponible

DiiA® standards 251, 252, 253

direct/indirect illumination



microprismatic

acoustic elements (p. 606)

Order options

SUSPENSION

cable 1500 mm	2
cable 1500 mm / canopy central	4

COLOUR TEMPERATURE

3000 K	5
4000 K	6

CONTROL

DALI-2

LUMINAIRE COLOUR

pure white RAL 9010	7
white aluminium RAL 9006	G
jet black RAL 9005	8
special colours* p. 992	X

*canopy always in white

LIGHT OPTIC COVER

opal high performance	H
microprismatic	Z

Options on request

COLOUR RENDERING INDEX

CRI ≥ 90

CONTROL

Casambi

Light distributions

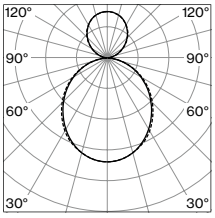

opal
direct / indirect

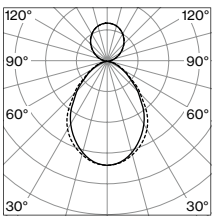

microprismatic
direct / indirect

LUMINOUS FLUX value calculated for CRI ≥ 80, colour white, cover opal

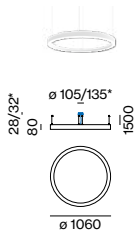

*canopy central version

MINO 60 CIRCLE 1000 suspended

RG 0 IEC 62471 · 4 ADDR. · 220-240 V · X-PERT · X-PERT

DIRECT

SYSTEM POWER	COLOUR TEMP.	LUMINOUS FLUX	ORDER CODE
65 W	3000 K	7130 lm	0 3 4 - 2 ♁ 1 2 ⁘ 3 ◪ ◘
	4000 K	7550 lm	

RG 0 IEC 62471 · 5 ADDR. · 220-240 V · X-PERT · X-PERT

DIRECT / INDIRECT

SYSTEM POWER	COLOUR TEMP.	LUMINOUS FLUX	ORDER CODE
87 W	3000 K	↧ 7120 / ↥ 3190 lm	0 3 4 - 2 ♁ 1 3 ⁘ 3 ◪ ◘
	4000 K	↧ 7540 / ↥ 3380 lm	

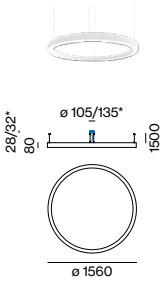

*canopy central version

MINO 60 CIRCLE 1500 suspended

RG 0 IEC 62471 · 4 ADDR. · 220-240 V · X-PERT · X-PERT

DIRECT

SYSTEM POWER	COLOUR TEMP.	LUMINOUS FLUX	ORDER CODE
99 W	3000 K	11400 lm	0 3 4 - 2 ♁ 1 0 ⁘ 3 ◪ ◘
	4000 K	12100 lm	

RG 0 IEC 62471 · 5 ADDR. · 220-240 V · X-PERT · X-PERT

DIRECT / INDIRECT

SYSTEM POWER	COLOUR TEMP.	LUMINOUS FLUX	ORDER CODE
132 W	3000 K	↧ 11400 / ↥ 5100 lm	0 3 4 - 2 ♁ 1 1 ⁘ 3 ◪ ◘
	4000 K	↧ 12100 / ↥ 5400 lm	

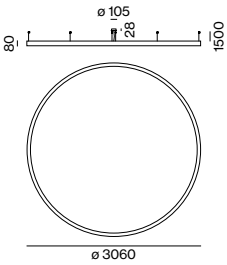

MINO 60 CIRCLE 3000 suspended

RG 0 IEC 62471 · 8 ADDR. · 220-240 V · X-PERT · X-PERT

DIRECT

SYSTEM POWER	COLOUR TEMP.	LUMINOUS FLUX	ORDER CODE
198 W	3000 K	23000 lm	0 3 4 - 2 2 1 4 ⁘ 3 7 H
	4000 K	24300 lm	

other configurations see MINO 60 CURVE system

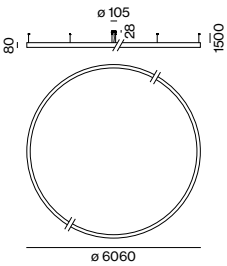

MINO 60 CIRCLE 6000 suspended

RG 0 IEC 62471 · 16 ADDR. · 220-240 V · X-PERT · X-PERT

DIRECT

SYSTEM POWER	COLOUR TEMP.	LUMINOUS FLUX	ORDER CODE
396 W	3000 K	45900 lm	0 3 4 - 2 2 1 6 ⁘ 3 7 H
	4000 K	48600 lm	

other configurations see MINO 60 CURVE system

Acoustic elements

see page 606

Private Residence SPV29
Sofia, BG –
by ALL in STUDIO LTD
including lighting design

PIANO

Crown Square's Lobby
Warsaw, PL

Vifor Pharma St. Gallen, CH –
by Aroma Architecture -
Alessandro Nicotra with lighting
design by SLG Lichtdesigner

back

Quickinfo

PET felt
♻ from recycled material
up to absorption class A
B-s1, d0

Types

ceiling

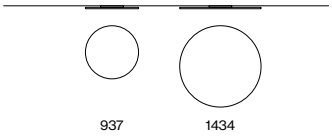

suspended

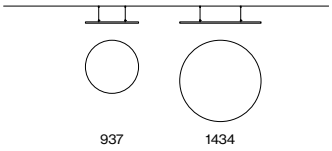

inlay

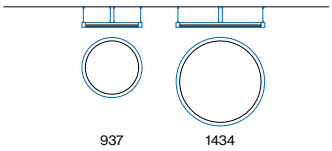

Colours

MINO CIRCLE

acoustic elements

EN Acoustic element made of high-quality, self-supporting, recycled PET felt with sound absorbing properties; round design; high-quality visual and tactile surface; absorption of direct sound and sound reflected from the ceiling; this creates high acoustic performance; for insertion into MINO circle ceiling and MINO circle suspended; or single installaion, choice of surface mounted and pendant versions with cable suspension; tool-less suspension height adjustment of the acoustic element

FR Élément acoustique en feutre PET recyclé, autoportant, haute qualité, doué de propriétés insonorisantes ; forme ronde ; surface aux grandes qualités visuelles et tactiles ; absorption du bruit direct et du bruit réfléchi par le plafond ; pour de meilleures performances acoustiques ; à insérer dans un MINO circle ceiling et MINO circle suspended ; ou montage individuel, variante au choix fixée ou suspendue avec suspension par câble ; réglage de la hauteur sans outil au niveau de l'élément acoustique

easy mounting

recycled material

Order options

MATERIAL COLOUR

○ white	W
marble grey	D
● black	L

other colours on request

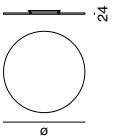

MINO CIRCLE ACOUSTIC ceiling

ACOUSTIC ELEMENT

TYPE	Ø·H (mm)	ORDER CODE
1000 ceiling	937·25	034-271111
1500 ceiling	1434·25	034-271211

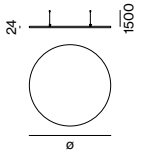

MINO CIRCLE ACOUSTIC suspended

ACOUSTIC ELEMENT

TYPE	L·W·H (mm)	ORDER CODE
1000 suspended	937·25	034-272111
1500 suspended	1434·25	034-272211

cable suspension 1500 mm

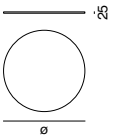

MINO CIRCLE ACOUSTIC inlay

ACOUSTIC ELEMENT

	TYPE	L·W·H (mm)	ORDER CODE
1	MINO circle 1000	937·25	034-270111
2	MINO circle 1500	1434·25	034-270211

only in combination with MINO 60 CIRCLE ceiling or MINO 60 CIRCLE suspended; acoustic inlay for MINO 60 CIRCLE suspended with central canopy on request;

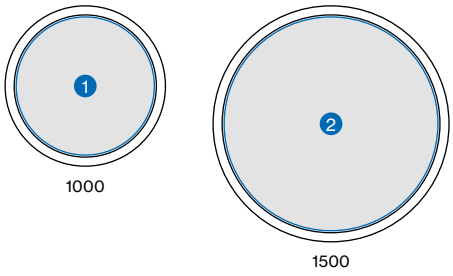

Planday Copenhagen, DK –
lighting design by anker & co

The Rebel

Elegance at work

LITO

EN LITO is a versatile, elegant, and strikingly slim office luminaire. It is available in three standard colours: white, black, and grey. The available versions comply with the standard specifications for workstations. LITO with a microprismatic cover ensures homogeneous illumination, while the reflector version with faceted optics casts directed, glare-free light onto the work surface. LITO comes with a 170° wide beam indirect light to provide pleasant ceiling illumination. Optionally equipped with a brightness & presence sensor, LITO reacts dynamically to people in the office and changing daylight. This generates a friendly working environment and saves energy.

FR Disponible en deux largeurs, en trois couleurs standard (blanc, noir, gris), LITO est un luminaire de bureau polyvalent, élégant et étonnamment élancé. Les variantes disponibles correspondent aux spécifications des normes en vigueur relatives aux postes de travail : LITO avec un diffuseur microprismatique assure une illumination homogène, tandis que la variante à réflecteur avec une optique guidée par facettes dirige de la lumière non éblouissante sur la surface de travail. Pour un éclairage agréable du plafond, LITO émet un large rayonnement de lumière indirecte à 170°. Lorsqu'il est équipé en option d'un capteur de luminosité et de présence, LITO répond de manière dynamique à la présence de personnes dans les bureaux et aux variations de la lumière du jour - cela génère un environnement de travail agréable et économise de l'énergie.

Type

60

Mounting

suspended

Light distributions

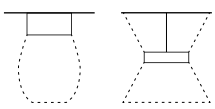

microprismatic (UGR ≤ 19)

direct indirect



Quickinfo

3000 K, 4000 K
CRI ≥ 80, 3 SDCM
up to 116 lm/W
L90 @ 50 000 h
non DIM, DALI-2
brightness & presence sensor
microprismatic (UGR ≤ 19)

Types

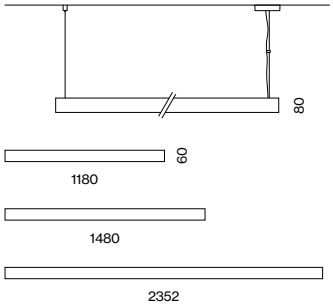

Colours

Light distribution

LITO 60

suspended

EN Luminaire housing from extruded aluminium profile, angular design; no visible screws; surface powder coated; suspended; with integrated tool-less suspension height adjustment; spring clip attachment to the luminaire; freely positionable; with transparent feeder cable; light inset made from extruded profile for improved thermal management; micro prismatic PMMA diffuser incl. diffuser film for homogeneous illumination and reduced luminance; direct / indirect light distribution; indirect light component with integrated PC boards for maximum, homogeneous ceiling illumination; energy-efficient LEDs with very good colour rendering

FR Corps de luminaire en profil extrudé en alu, version arête ; aucune vis visible ; surface thermolaquée ; suspendu ; réglage en hauteur sans outil au luminaire ; fixation au luminaire au moyen de clips à ressort ; positionnement libre ; conduit d'alimentation transparent inclus ; insert lumineux en profil extrudé pour une meilleure gestion de la température ; cache PMMA microprismatique, avec film diffusant inclus pour réduire la brillance avec un éclairage homogène ; caractéristique de rayonnement direct / indirect ; dispositif de lumière indirecte avec platines dédiées pour un éclairage de plafond homogène maximal ; LED économes en énergie à restitution de couleur élevée

DiiA® standards
251, 252, 253



microprismatic
(UGR ≤ 19)



suspension freely positionable

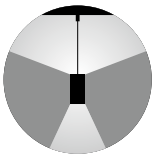

170° indirect illumination

Order options

COLOUR TEMPERATURE

3000 K	5
4000 K	6

CONTROL

non DIM	1
DALI-2	3
ESSENTIAL sensor (brightness & presence)	7

MATERIAL COLOUR

○ pure white RAL 9010	7
● white aluminium RAL 9006	G
● jet black RAL 9005	8

LIGHT OPTIC COVER

microprismatic (UGR ≤ 19)

Options on request

COLOUR RENDERING INDEX

CRI ≥ 90

CONTROL

dynamic daylight control

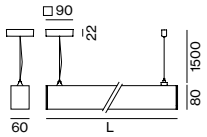

LITO 60 suspended

UGR ≤ 19 | RG 0 IEC 62471 | DALI 1 ADDR. | 220-240V | X-PERT | X-PERT

DIRECT / INDIRECT

SYS. POWER	COLOUR TEMP.	LUM. FLUX	L (mm)	ORDER CODE
41 W	3000 K	↧ 2610 / ↥ 1880 lm	1180	0 4 6 - 5 2 2 4 Z
	4000 K	↧ 2760 / ↥ 1990 lm		
51 W	3000 K	↧ 3260 / ↥ 2350 lm	1480	0 4 6 - 5 2 2 5 Z
	4000 K	↧ 3450 / ↥ 2480 lm		
82 W	3000 K	↧ 5220 / ↥ 3750 lm	2352	0 4 6 - 5 2 2 8 Z
	4000 K	↧ 5520 / ↥ 3980 lm		

Technical data

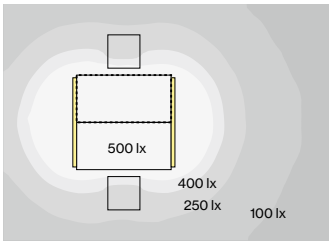



LITO 60 suspended, 51 W, 4000 K direct / indirect

ROOM VALUES

Room dimensions	5.4 × 4 × 2.8 m
Reflection factor	0.7 | 0.5 | 0.2
Maintenance factor	0.8
Mounting height	2.25 m

CALCULATION SURFACE

Surface dimensions	1.6 × 0.8
Surface height	0.75
Average illuminance (E_m)	> 500 lx
Uniformity (U_0)	> 0.6

GLARE EVALUATION

Table Classification X=4H | Y=8H | S=0.25H

UGR transversal	≤ 19
UGR axial	≤ 19

Light distribution

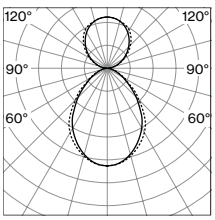

microprismatic
direct / indirect

LUMINOUS FLUX value calculated for CRI ≥ 80, colour white, cover microprismatic

Deutsche Wohnwerte GmbH & Co. KG
Heidelberg, DE – by brandherm + krumrey
with lighting design by notholt lighting design



Enlightened by acoustics



SONIC

EN SONIC optimises lighting and room acoustics in one. The optional absorber elements emphasise the luminaire's modern design and ensure a pleasant acoustic environment. Alternatively, you can combine SONIC with sound-absorbing luminaire shades in 14 different colours. The cover with embossed microprisms promises outstanding lighting quality and workplace-friendly light. SONIC is available in the light colours 3000 K or 4000 K, and can be selected with a brightness and movement sensor, allowing the luminaire to react actively and energy-efficiently to its environment.

FR Avec SONIC, vous optimisez simultanément l'éclairage et l'acoustique. Les éléments Absorber en option viennent souligner le design moderne du luminaire et créent une ambiance acoustique des plus agréables. SONIC se marie aussi très bien avec des abat-jour insonorisants proposés dans 14 coloris distincts. Le diffuseur avec des microprismes en relief promet une excellente qualité d'éclairage et une lumière parfaitement adaptée à un poste de travail. SONIC est disponible dans les températures de couleur 3000 K et 4000 K et peut être choisi avec un capteur de lumière et de mouvement – ainsi, le luminaire réagit à son environnement de manière active et avec une grande efficacité énergétique.

Types

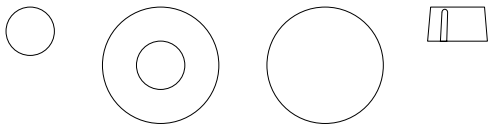

500 luminaire | 1280 absorber ring | 1280 absorber disk | 527 soundcap

Mountings

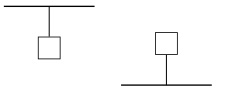

suspended | free standing

Light distributions

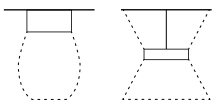

microprismatic (UGR ≤ 19) | direct indirect

SONIC

suspended

EN Conical light housing in die-cast aluminium; powder coated; pendant fitting with cable suspension; with integrated tool-less suspension height adjustment; incl. transparent feed or with height adjustable rod suspension (chrome), feed in rod; direct / indirect light distribution; indirect component – special PCBs for increased luminous flux (max. ceiling illumination); completely homogeneous illumination; energy-eff. LEDs – very good colour rendering; canopy for through wiring; acoustic elements made of high-quality, self-supporting, recycled PET felt (high acoustic performance by doubling the material) or as an acoustically effective lampshade (large selection of colours) with sound absorbing properties

FR Corps de luminaire conique en fonte d'aluminium injectée ; thermolaquée ; suspension par câble ; réglage en hauteur sans outil au luminaire ; incl. conduit d'alimentation transp ou avec suspension pouvant être raccourcie (chrome), conduit d'alimentation dans le tube de suspension ; caractéristique de rayonnement direct / indirect ; prop. lumière indirecte - platines propres p. flux lumineux accru (éclairc. plafond max.) ; éclairage parfaitement homogène ; LED à haut rend. énerg. – excellent rendu coul. ; cache-piton pour câblage continu ; éléments acoustiques en feutre PET recyclé, autoportant, haute qualité (performances acoustiques élevées grâce à un matériau doublé) ou comme abat-jour à effet acoustique (large sélection de couleurs) doué de propriétés insonorisantes

Quickinfo

3000 K, 4000 K
CRI ≥ 80, 3 SDCM
up to 152 lm/W
L90 @ 50 000 h
DALI-2
brightness & presence sensor
microprismatic (UGR ≤ 19)

acoustic elements
♻ from recycled material
🔥 available as B-s1, d0

Types

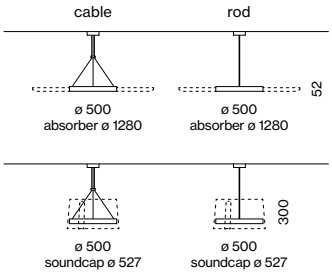

Luminaire colours

standard xal.com/colours

Acoustic colours

standard xal.com/acoustic-colours

Light distribution

direct
indirect

DiiA® standards
251, 252, 253

microprismatic
(UGR ≤ 19)

sensor version
available

acoustic
absorber

direct / indirect
illumination

Order options

SUSPENSION

cable 1500 mm	2
rod 1000 mm	4

COLOUR TEMPERATURE

3000 K	5
4000 K	6

CONTROL

DALI-2	3
ESSENTIAL sensor (brightness & presence)	7

LUMINAIRE COLOUR

○ pure white RAL 9010	7
● black grey RAL 7021	6
special colours* ➔ p. 992	X

*canopy always in white

ACOUSTIC COLOUR

○ white	W
marble grey	D
felt grey	G
● black	L
special colours ➔ p. 992	X

LIGHT OPTIC COVER

microprismatic (UGR ≤ 19)

Options on request

COLOUR RENDERING INDEX

CRI ≥ 90

Light distribution

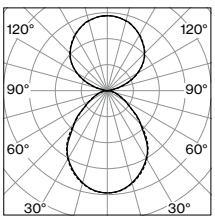

microprismatic
direct / indirect

LUMINOUS FLUX value calculated for
CRI ≥ 80, colour white, cover microprismatic

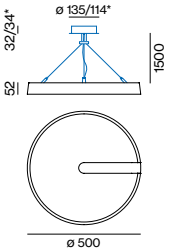

*rod version

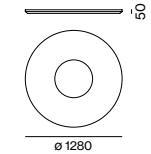

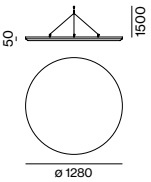

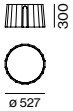

SONIC suspended

UGR ≤ 19 | RG 0 IEC 62471 | DALI 1 ADDR. | 220-240V | X-PERT | X-PERT

DIRECT / INDIRECT

SYSTEM POWER	COLOUR TEMP.	LUMINOUS FLUX	ORDER CODE
69 W	3000 K	↧ 5000 / ↥ 4940 lm	059-7 5 2 1 :: ◪ P
	4000 K	↧ 5290 / ↥ 5230 lm	

Technical data

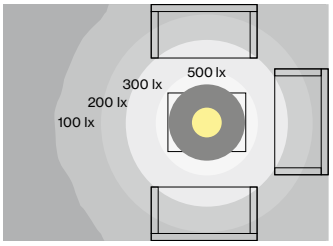

SONIC suspended, 69 W, 4000 K
direct / indirect with absorber

ROOM VALUES

Room dimensions	5.4 × 4 × 2.8 m
Reflection factor	0.7 | 0.5 | 0.2
Maintenance factor	0.8
Mounting height	2.25 m

CALCULATION SURFACE

Surface dimensions	Floor
Surface height	0.5 m

GLARE EVALUATION

Table Classification X=4H | Y=8H | S=0.25H

UGR transversal	≤ 19
UGR axial	≤ 19

Acoustic elements

SONIC ABSORBER ring

COLOUR	Ø·H (mm)	ORDER CODE
white	1280·50	059-771111W
marble grey	1280·50	059-771111D
black	1280·50	059-771111L

only in combination with SONIC suspended or SONIC free standing

SONIC ABSORBER DISK suspended

COLOUR	Ø·H (mm)	ORDER CODE
white	1280·50	059-772211W
marble grey	1280·50	059-772211D
black	1280·50	059-772211L

cable suspension 1500 mm

SONIC SOUNDCAP

TYPE	Ø·H (mm)	ORDER CODE
soundcap	527·300	059-773111■

only in combination with SONIC suspended or SONIC free standing;
bracket colour white; other bracket colours on request;

C&P Immobilien AG headquarters
Graz, AT – by INNOCAD Architektur ZT

Secure Link Antwerp, BE –
by PROJECTARCHITECTUUR
including lighting design



SONIC

free standing

EN Free standing luminaire with conical luminaire head in die-cast aluminium; powder coated; round aluminium downpipe arranged centralised or decentralised; round pedestal with recess for table base; direct / indirect light distribution; indirect component – special PCBs for increased luminous flux (max. ceiling illumination); optional: indirect component with special, inclined PCBs for asymmetric radiation characteristic; completely homogeneous illumination; energy-eff. LEDs – very good colour rendering; incl. connection cable (3 m) with safety plug; acoustic elements made of high-quality, self-supporting, recycled PET felt (high acoustic performance by doubling the material) or as an acoustically effective lampshade (large selection of colours) with sound absorbing properties

FR Lampadaire avec tête de luminaire conique en fonte d'aluminium injectée ; thermolaquée ; tube rond en aluminium disposition au choix centrale ou décentralisée ; pied rond avec échancrure pour pied de table ; caractéristique de rayonnement direct / indirect ; prop. lumière indirecte – platines propres p. flux lumineux accru (éclairc. plafond max.) ; en option : partie éclairage indirect avec platines en biais dédiées pour une caractéristique de diffusion asymétrique ; éclairage parfaitement homogène ; LED à haut rend. énerg. – excellent rendu coul. ; incl. câble raccordement (3 m) avec fiche contact de protection ; éléments acoustiques en feutre PET recyclé, autoportant, haute qualité (performances acoustiques élevées grâce à un matériau doublé) ou comme abat-jour à effet acoustique (large sélection de couleurs) doué de propriétés insonorisantes

Quickinfo

3000 K, 4000 K
CRI ≥ 80, 3 SDCM
UGR ≤ 19 / 65° ≤ 3000 cd/m²
up to 152 lm/W
L90 @ 50 000 h
non DIM, touch DIM on pole
brightness & presence sensor
microprismatic (UGR ≤ 19)

acoustic elements
♻ from recycled material
available as B-s1, d0

Types

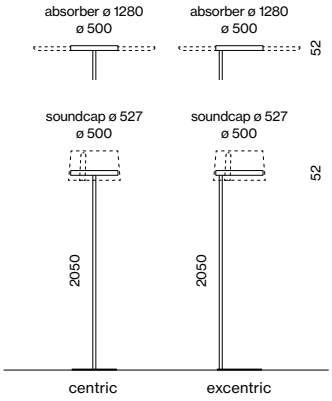

Luminaire colours

standard xal.com/colours

Acoustic colours

standard xal.com/acoustic-colours

Light distribution

direct
indirect

DiiA® standards 251, 252, 253



microprismatic (UGR ≤ 19)

sensor version available

direct / indirect illumination

Order options

COLOUR TEMPERATURE

3000 K	5
4000 K	6

CONTROL

non DIM switch	1
touch DIM on pole	5
ESSENTIAL sensor (brightness & presence)	7

LUMINAIRE COLOUR

pure white RAL 9010	7
black grey RAL 7021	6
special colours ➔ p. 992	X

ACOUSTIC COLOUR

white	W
marble grey	D
felt grey	G
black	L
special colours ➔ p. 992	X

LIGHT OPTIC COVER

microprismatic (UGR ≤ 19)

Options on request

COLOUR RENDERING INDEX

CRI ≥ 90

CONTROL

cluster network DIM
dynamic daylight control (BPI)
Zigbee 3.0

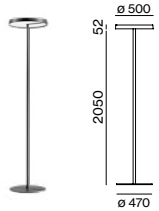

SONIC centric pole free standing

UGR ≤ 19 | cd/m² ≤ 3000 | RG 0 IEC 62471 | 220-240V | X-PERT | X-PERT

DIRECT / INDIRECT

SYSTEM POWER	COLOUR TEMP.	LUMINOUS FLUX	ORDER CODE
69 W	3000 K	↧ 5000 / ↥ 4940 lm	059-7921 P
	4000 K	↧ 5290 / ↥ 5230 lm	

DIRECT / INDIRECT ASYMMETRIC POWER

SYSTEM POWER	COLOUR TEMP.	LUMINOUS FLUX	ORDER CODE
98 W	3000 K	↧ 2580 / ↥ 9300 lm	059-7941 P
	4000 K	↧ 2730 / ↥ 9960 lm	

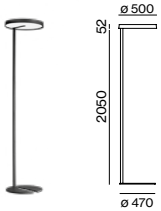

SONIC excentric pole free standing

UGR ≤ 19 | cd/m² ≤ 3000 | RG 0 IEC 62471 | 220-240V | X-PERT | X-PERT

DIRECT / INDIRECT

SYSTEM POWER	COLOUR TEMP.	LUMINOUS FLUX	ORDER CODE
69 W	3000 K	↧ 5000 / ↥ 4940 lm	059-7922 P
	4000 K	↧ 5290 / ↥ 5230 lm	

DIRECT / INDIRECT ASYMMETRIC POWER

SYSTEM POWER	COLOUR TEMP.	LUMINOUS FLUX	ORDER CODE
98 W	3000 K	↧ 2580 / ↥ 9300 lm	059-7942 P
	4000 K	↧ 2730 / ↥ 9960 lm	

Technical data

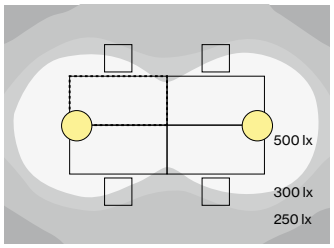

SONIC excentric pole free standing
69 W, 4000 K, direct / indirect

ROOM VALUES

Room dimensions	5.4 × 4 × 2.8 m
Reflection factor	0.7 | 0.5 | 0.2
Maintenance factor	0.8

CALCULATION SURFACE

Surface dimensions	1.6 × 0.8
Surface height	0.75
Average illuminance (E_m)	> 500 lx
Uniformity (U_o)	> 0.6

GLARE EVALUATION

Table Classification X=4H | Y=8H | S=0.25H

UGR transversal	≤ 19
UGR axial	≤ 19

Light distributions

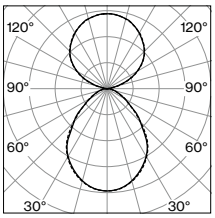

microprismatic
direct / indirect

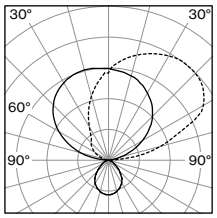

microprismatic
direct / indirect asym. power

LUMINOUS FLUX value calculated for
CRI ≥ 80, colour white, cover microprismatic

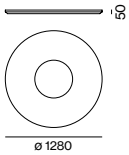

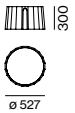

Acoustic elements

SONIC ABSORBER ring

COLOUR	Ø·H (mm)	ORDER CODE
white	1280·50	059-771111 W
marble grey	1280·50	059-771111 D
black	1280·50	059-771111 L

only in combination with SONIC centric pole free standing;
for SONIC ABSORBER DISK suspended see p. 619

SONIC SOUNDCAP

TYPE	Ø·H (mm)	ORDER CODE
soundcap	527·300	059-773111

only in combination with SONIC suspended or SONIC free standing;
bracket colour white; other bracket colours on request

DocSander - Dentist Practice Room Munich, DE –
by architopia_christine detering gramming Architekten



Lotus Bakeries Baar, CH –
lighting design by Lilarosso

Borealis AG Vienna, AT –
by burghardt zt gesmbh

Define the horizon



LINEA

EN Elegant room accentuation, highest performance. LINEA is a reduced, convertible luminaire for stylish wall, floor, and ceiling illumination. The extraordinarily narrow wall profile is completed by various lighting insets. Different beam patterns can be easily combined. For example, an opal cover for homogeneous illumination and asymmetrical illumination for brightening floors or ceilings. Spotlights can be chosen for elegant accentuation or as reading lights. LINEA is available as an individual decorative luminaire in different lengths. Choose between white, black, and special colours for the profile. The inserts optionally have a colour rendering of up to CRI ≥ 98. In addition, the light inserts themselves can be selected in the light colours 2700 K, 3000 K, 4000 K, or as a Tunable White option.

FR Accentuation élégante de l'espace, performances maximale : LINEA est un luminaire compact, mais adaptable pour un éclairage de toute beauté des murs, sols et plafonds. Le profilé mural extrêmement plat est complété par divers modules d'éclairage. Diverses caractéristiques de rayonnement peuvent être facilement combinées : un diffuseur opale pour un éclairage uniforme et l'éclairage asymétrique de sols ou plafonds par exemple. Un choix de spots est proposé pour une mise en valeur élégante ou comme liseuse. LINEA est disponible comme luminaire système décoratif dans différentes longueurs. Pour la couleur du profilé, vous avez le choix entre blanc, noir et couleurs spéciales. Les inserts sont disponibles au choix avec un indice de rendu de couleurs jusqu'à un IRC ≥ 98. Les modules d'éclairage eux-mêmes sont proposés dans les températures de couleur 2700 K, 3000 K, 4000 K ou, en option, comme Tunable White.

Mounting

wall

Light distributions

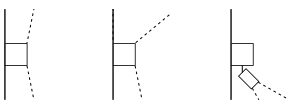

opal
opal

asymmetric
opal

spot

back



LINEA

wall

EN Luminaire housing and front cover from extruded aluminium profile, angular version; no visible screws; surface powder coated; suitable for wall mounting; homogeneous wall or ceiling illumination through uniform direct / indirect light distribution; HPO (High Performance Opal) cover for uniform illumination; or with specially computed, asymmetrical lens for homogeneous lighting intensity (installation optionally for floor or ceiling illumination); energy-efficient LEDs with very good colour rendering; optionally with switch for the JUST 26 spotlight modules

FR Corps de luminaire et cache avant en profil extrudé en aluminium, version à bords en arête ; aucune vis visible ; surface thermolaquée ; convient à un montage mural ; éclairage homogène du mur ou du plafond par une distribution de lumière uniforme directe / indirecte ; cache HPO (High Performance Opal) pour éclairage homogène ; ou avec lentille spécialement calculée et asym. pour des intensités lum. homogènes (montage au choix pour éclairage du sol ou du plafond) ; LED économes en énergie à restitution de couleur élevée ; en option avec interrupteur pour les modules de spots JUST 26

Quickinfo

3000 K, 4000 K, TW
CRI ≥ 90, 3 SDCM
up to 117 lm/W
L85 @ 50 000 h
non DIM, DALI-2

Types

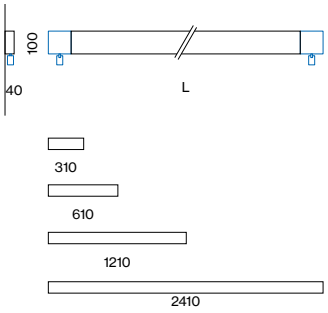

Colours

Light distributions

asym./ opal | opal/ opal | opal/ spot

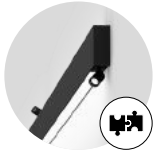

system solution (p. 960)

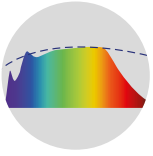

CRI ≥ 98 XPECTRUM

Order options

COLOUR TEMPERATURE

3000 K	5
4000 K	6
tunable white 2700 – 5000 K*	D

*available from L 610 mm | DALI-2 DT8

CONTROL

non DIM	1
non DIM / switch (only spotlights)	2
DALI-2	3
DALI-2 / switch (only spotlights)	4

MATERIAL COLOUR

○ pure white RAL 9010	7
● jet black RAL 9005	8

SPOTLIGHT ALIGNMENT

left	B
right	C
left and right	

spotlight(s) only with 3000 K

Options on request

COLOUR RENDERING INDEX

CRI ≥ 98 XPECTRUM

COLOUR TEMPERATURE

2700 K

MATERIAL COLOUR

special colours

LINEA wall

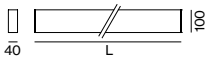

CRI ≥ 90 | 1 ADDR. | 220-240V

↧ OPAL HIGH PERFORMANCE / ↥ OPAL HIGH PERFORMANCE

SYS. POWER	COLOUR TEMP.	LUMINOUS FLUX	L (mm)	ORDER CODE
14.7 W	3000 K	↧ 648 / ↥ 648 lm	310	058-6171 AH
	4000 K	↧ 715 / ↥ 715 lm		
29.3 W	3000 K	↧ 1300 / ↥ 1300 lm	610	058-6172 AH
	4000 K	↧ 1430 / ↥ 1430 lm		
59 W	3000 K	↧ 2590 / ↥ 2590 lm	1210	058-6174 AH
	4000 K	↧ 2860 / ↥ 2860 lm		
111 W	3000 K	↧ 5190 / ↥ 5190 lm	2410	058-6178 AH
	4000 K	↧ 5720 / ↥ 5720 lm		

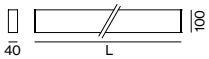

CRI ≥ 90 | 1 ADDR. | 220-240V

↧ OPAL HIGH PERFORMANCE / ↥ ASYMMETRIC

SYS. POWER	COLOUR TEMP.	LUMINOUS FLUX	L (mm)	ORDER CODE
14.7 W	3000 K	↧ 648 / ↥ 821 lm	310	058-6171 AA
	4000 K	↧ 715 / ↥ 906 lm		
29.3 W	3000 K	↧ 1300 / ↥ 1640 lm	610	058-6172 AA
	4000 K	↧ 1430 / ↥ 1810 lm		
59 W	3000 K	↧ 2590 / ↥ 3280 lm	1210	058-6174 AA
	4000 K	↧ 2860 / ↥ 3620 lm		
111 W	3000 K	↧ 5190 / ↥ 6570 lm	2410	058-6178 AA
	4000 K	↧ 5720 / ↥ 7250 lm		

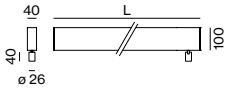

CRI ≥ 90 | 2 ADDR. | 220-240V

↧↥ OPAL HIGH PERFORMANCE / 1 SPOTLIGHT

SYS. POWER	COLOUR TEMP.	LUMINOUS FLUX	L (mm)	ORDER CODE
29.3 W	3000 K	↧ 1300 / ↥ 1300 lm	710	058-6172 ▼H
	4000 K	↧ 1430 / ↥ 1430 lm		
59 W	3000 K	↧ 2590 / ↥ 2590 lm	1310	058-6174 ▼H
	4000 K	↧ 2860 / ↥ 2860 lm		
111 W	3000 K	↧ 5190 / ↥ 5190 lm	2510	058-6178 ▼H
	4000 K	↧ 5720 / ↥ 5720 lm		

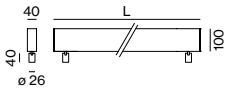

CRI ≥ 90 | 3 ADDR. | 220-240V

↧↥ OPAL HIGH PERFORMANCE / 2 SPOTLIGHTS

SYS. POWER	COLOUR TEMP.	LUMINOUS FLUX	L (mm)	ORDER CODE
59 W / 2 x 6 W	3000 K	↧↥ 2590 / 3280 lm	1410	058-6174 DH
	4000 K	↧↥ 2860 / 3620 lm		
111 W / 2 x 6 W	3000 K	↧↥ 5190 / 6570 lm	2610	058-6178 DH
	4000 K	↧↥ 5720 / 7250 lm		

Light distributions

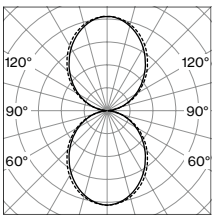

↧ opal high performance
↥ opal high performance

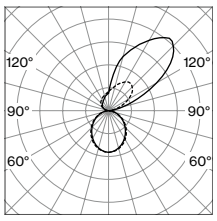

↧ opal high performance
↥ asymmetric

LUMINOUS FLUX value calculated for
CRI ≥ 90, colour white, cover opal

Hargassner Energy World Linz, AT –
by architekten berger.hofmann og & tech3 Projektentwicklung GmbH
with lighting design by AREA C.I.DESIGN GmbH

Shaping the office environment



HEX-O

EN HEX-O is a sculptural light acoustics solution that features a modern design and fulfils two essential functions: lighting and room acoustics. State-of-the-art LED technology meets highly efficient acoustic elements to create an optimal working environment. The microprismatic cover provides glare-free light with UGR ≤ 19. HEX-O with an opal cover creates a pleasant and homogeneous room illumination. The combinable polygonal acoustic elements made of 60 % recycled PET fleece work through sound absorption and scattering for all-round balanced room acoustics.

FR HEX-O est une sculpturale solution lumière & acoustique, qui non content de séduire par la modernité de son design, remplit également deux fonctions essentielles: l'éclairage et l'acoustique. La technologie LED ultramoderne est combinée à des éléments acoustiques hautement performants pour créer un environnement de travail idéal. Le diffuseur microprismatique assure un éclairage non éblouissant avec un UGR ≤ 19. Avec un diffuseur opale, HEX-O éclaire la pièce de manière particulièrement homogène. Les éléments acoustiques triangulaires et polygonaux combinables composés de 60 % de PET recyclé non tissé agissent par absorption acoustique et diffusion uniforme à plusieurs niveaux pour une acoustique parfaitement équilibrée.

Types

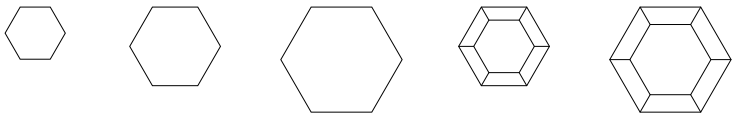

500 HEX-O | 750 HEX-O | 1000 HEX-O | 750 ABSORBER | 1000 ABSORBER

Mountings

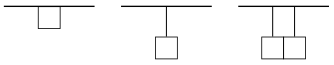

ceiling | single suspended | group suspended

Light distributions

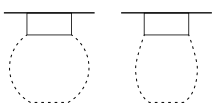

opal | microprismatic (UGR ≤ 19)

Recycled PET

EN HEX-O sound absorbers are made of optically high-quality PET fleece. The velvety, structured material is 60 % recycled PET fleece and has optimal room-acoustic properties. A folding technique specially developed by XAL achieves completely smooth edges, which round off the acoustic bodies visually and in their acoustic efficiency.

FR Les absorbeurs acoustiques HEX-O sont en non-tissé de PET de haute qualité optique. Le matériau structuré soyeux, composé à 60% de non-tissé PET recyclé, présente des propriétés acoustiques optimales. Une technique de pliage spécialement développée par XAL permet d'obtenir des bords complètement lisses qui complètent le corps acoustique sur le plan visuel et viennent parfaire son efficacité sonore.



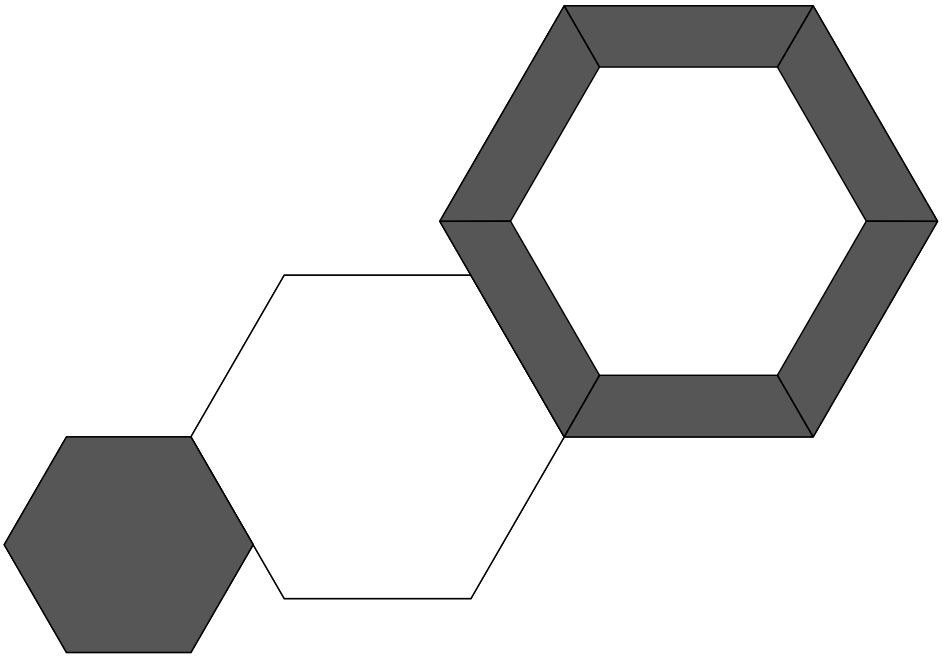

Sculpturing room acoustics

EN HEX-O effortlessly harmonises sound absorption and illumination. The flexible geometric elements can be arranged into decorative ceiling patterns and expanded at any time. The shape and surface of the three combinable acoustic components – Module, Flat, and Absorber – have multiple effects. The elements absorb higher, midlevel, and down to low frequencies, and scatter sound waves, resulting in noticeably balanced room acoustics.

FR HEX-O crée spontanément l'harmonie entre absorption acoustique et éclairage. Les éléments géométriques flexibles peuvent être disposés au plafond en figures décoratives qui peuvent être agrandies à tout moment. La forme et la surface des trois éléments acoustiques combinables – Module, Flat et Absorber – agissent de plusieurs façons : elles absorbent les fréquences élevées et moyennes jusqu'aux plus basses et diffusent le son, avec comme résultat une acoustique équilibrée et cela se ressent.

Acoustic planning by XAL

EN Acoustic spatial planning calculates, measures, or simulates the behaviour of sound in a room. This planning includes, in particular, reverberation time and speech intelligibility. We create a bespoke concept from the results. Through close coordination with contracting planners and customers, we can achieve the optimum balance between light, ambience, and spatial acoustic conditions.

FR Lors de la planification acoustique de l'espace, nous calculons, mesurons ou simulons le comportement du son dans la salle, notamment le temps de réverbération et l'intelligibilité de la parole. À partir des résultats obtenus, nous créons un concept personnalisé. Grâce à une coordination étroite avec les planificateurs contractants et les clients, nous pouvons obtenir un équilibre optimal entre la lumière, l'ambiance et les conditions acoustiques de l'espace.

Light and sound for office

EN HEX-O was developed explicitly for office environments. Anti-glare prisms embossed into the cover create a uniform and glare-free light at the workplace. A striking design language combines standard-compliant office lighting and optimal room acoustics.

FR HEX-O a été spécifiquement développé pour les environnements de bureau. Les prismes anti-éblouissement gaufrés dans le diffuseur donnent une lumière uniforme et non éblouissante pour le poste de travail. Un éclairage de bureau conforme aux normes en vigueur et une acoustique optimale associés dans une esthétique des plus marquantes.

back



HEX-O

ceiling

EN Hexagonal luminaires & acoustic elements, suitable for single or group installation; quick mounting system without tools; light housing from extruded aluminium profile, seamlessly welded; surface powder coated; same luminance for all size versions; energy-efficient LEDs with very good colour rendering; plug-in terminals for through wiring; acoustic elements: MODULE in the luminaires' dimensions, FLAT with reduced height, ABSORBER to combine with other housings; acoustic element made of high-quality, recycled PET felt; improvement of room acoustics through absorption and scattering of sound waves

FR Luminaires & éléments acoustiques hexagonaux, adaptés pour montage individuel et groupé ; système de montage rapide, sans outil ; corps de luminaire en profilé extrudé en aluminium, soudé sans trace visible ; surface thermolaquée ; luminance identique pour toutes les variantes de taille ; LED économes en énergie à restitution de couleur élevée ; borne enfichable pour câblage traversant ; éléments acoustiques : MODULE dans les dimensions des luminaires, FLAT à hauteur réduite, ABSORBER pour combinaison avec d'autres corps et éléments ; éléments acoustiques en feutre PET recyclé, haute qualité ; amélioration de l'acoustique grâce à l'absorption et à la dispersion du son

Quickinfo

3000 K, 4000 K
CRI ≥ 80, 3 SDCM
UGR ≤ 19 / 65° ≤ 3000 cd/m²
up to 142 lm/W
L90 @ 50 000 h
DALI-2
opal, microprismatic (UGR ≤ 19)

acoustic elements
up to absorption class A
available as B-s1, d0

Types

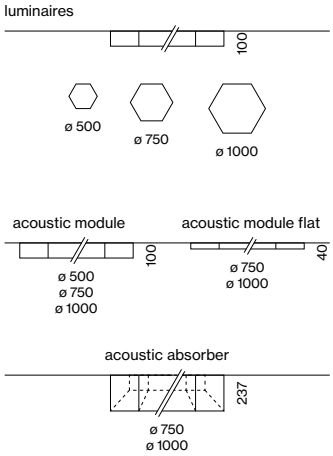

Luminaire colours

standard xal.com/colours

Acoustic colours

standard xal.com/acoustic-colours

Light distribution

direct

DiiA® standards
251, 252, 253



DIN EN 12464-1
UGR ≤ 19

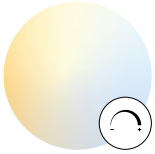

tunable white
2700 – 6500 K

Order options

COLOUR TEMPERATURE

3000 K	5
4000 K	6

CONTROL

DALI-2

LUMINAIRE COLOUR

○ pure white RAL 9010	7
● jet black RAL 9005	8
special colours ➔ p. 992	X

ACOUSTIC COLOUR

○ white	W
marble grey	D
felt grey	G
● black	L
special colours ➔ p. 992	X

LIGHT OPTIC COVER

opal	O
microprismatic (UGR ≤ 19)	P

Options on request

COLOUR RENDERING INDEX

CRI ≥ 90

COLOUR TEMPERATURE

tunable white 2700 – 6500 K

DALI-2 DT8

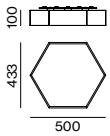

HEX-O 500 ceiling

UGR ≤ 19 | cd/m² ≤ 3000 | RG 0 IEC 62471 | DALI 1 ADDR. | 220-240 V | X-PERT | X-PERT

SINGLE AND GROUP MOUNTING

SYSTEM POWER	COLOUR TEMP.	LUMINOUS FLUX	ORDER CODE
16.3 W	3000 K	2160 lm	073-615 1 ⁘ 3 ◪ ◘
	4000 K	2290 lm	

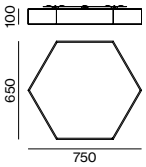

HEX-O 750 ceiling

UGR ≤ 19 | cd/m² ≤ 3000 | RG 0 IEC 62471 | DALI 1 ADDR. | 220-240 V | X-PERT | X-PERT

SINGLE AND GROUP MOUNTING

SYSTEM POWER	COLOUR TEMP.	LUMINOUS FLUX	ORDER CODE
35 W	3000 K	4680 lm	073-616 1 ⁘ 3 ◪ ◘
	4000 K	4960 lm	

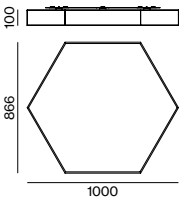

HEX-O 1000 ceiling

UGR ≤ 19 | cd/m² ≤ 3000 | RG 0 IEC 62471 | DALI 2 ADDR. | 220-240 V | X-PERT | X-PERT

SINGLE AND GROUP MOUNTING

SYSTEM POWER	COLOUR TEMP.	LUMINOUS FLUX	ORDER CODE
68 W	3000 K	9110 lm	073-617 1 ⁘ 3 ◪ ◘
	4000 K	9640 lm	

Acoustic elements

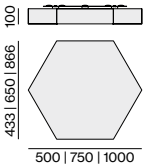

HEX-O MODULE ceiling

SINGLE AND GROUP MOUNTING

TYPE	ORDER CODE
MODULE 500 ceiling	073-691510 ■
MODULE 750 ceiling	073-691610 ■
MODULE 1000 ceiling	073-691710 ■

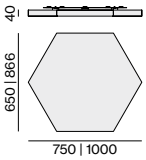

HEX-O MODULE FLAT ceiling

SINGLE AND GROUP MOUNTING

TYPE	ORDER CODE
MODULE FLAT 750 ceiling	073-691620 ■
MODULE FLAT 1000 ceiling	073-691720 ■

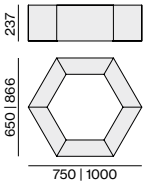

HEX-O ABSORBER

SINGLE AND GROUP MOUNTING

TYPE	ORDER CODE
ABSORBER 750*	073-691640 ■
ABSORBER 1000**	073-691740 ■

*only in combination with HEX-O 500 or MODULE 500

**only in combination with HEX-O 750, MODULE 750 or FLAT 750

LUMINOUS FLUX value calculated for CRI ≥ 80, colour white, cover opal

Practice Dr. Kohm & Kollegen
Karlsruhe, DE – by herzog, kassel + partner

back



Quickinfo

3000 K, 4000 K
CRI ≥ 80, 3 SDCM
UGR ≤ 19 / 65° ≤ 3000 cd/m²
up to 142 lm/W
L90 @ 50 000 h
DALI-2
opal, microprismatic (UGR ≤ 19)

acoustic elements
up to absorption class A
available as B-s1, d0

Types

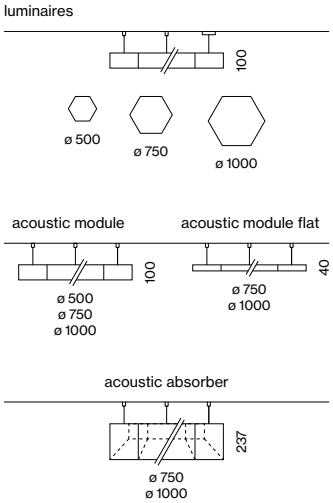

Luminaire colours

standard xal.com/colours

Acoustic colours

standard xal.com/acoustic-colours

Light distribution

direct

DiiA® standards
251, 252, 253



DIN EN 12464-1
UGR ≤ 19



tunable white
2700 – 6500 K

HEX-O

suspended (single mounted)

EN Hexagonal luminaires & acoustic elements; suitable for single installation; pendant fitting with cable suspension (3 cables); height adjustment without tools; light housing from extruded aluminium profile, seamlessly welded; powder coated; same luminance for all size versions; energy-efficient LEDs with very good colour rendering; transparent feed, canopy for through wiring (included); acoustic element made of high-quality, recycled PET felt: MODULE in the luminaires' dimensions, FLAT with reduced height, ABSORBER to combine with other housings; improvement of room acoustics (absorption & scattering of sound waves)

FR Luminaires & éléments acoustiques hexagonaux ; adaptés pour un montage unique ; suspension par câble (3 câbles) ; réglage en hauteur sans outil ; corps de luminaire en profilé extrudé en aluminium, soudé sans trace visible ; thermolaquée ; luminance identique pour toutes les variantes de taille ; LED économes en énergie à restitution de couleur élevée ; ligne d'alimentation transparente, cache-piton pour câblage continu (inclus) ; éléments acoustiques en feutre PET recyclé, haute qualité : MODULE aux dimensions des luminaires, FLAT de hauteur réduite, ABSORBER pour combinaison avec d'autres corps ; amélioration de l'acoustique (absorption & dispersion du son)

Order options

COLOUR TEMPERATURE

3000 K	5
4000 K	6

CONTROL

DALI-2

LUMINAIRE COLOUR

○ pure white RAL 9010	7
● jet black RAL 9005	8
special colours* ➔ p. 992	X

*canopy in white or black

ACOUSTIC COLOUR

○ white	W
marble grey	D
felt grey	G
● black	L
special colours ➔ p. 992	X

LIGHT OPTIC COVER

opal	O
microprismatic (UGR ≤ 19)	P

Options on request

COLOUR RENDERING INDEX

CRI ≥ 90

COLOUR TEMPERATURE

tunable white 2700 – 6500 K

DALI-2 DT8

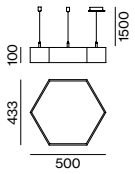

HEX-O 500 suspended

UGR ≤ 19 | cd/m² ≤3000 | RG 0 IEC 62471 | DALI 1 ADDR. | 220-240 V | X-PERT | X-PERT

SINGLE MOUNTING

SYSTEM POWER	COLOUR TEMP.	LUMINOUS FLUX	ORDER CODE
16.3 W	3000 K	2160 lm	073-625 1 :: 3 ◪ ◘
	4000 K	2290 lm	

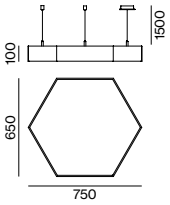

HEX-O 750 suspended

UGR ≤ 19 | cd/m² ≤3000 | RG 0 IEC 62471 | DALI 1 ADDR. | 220-240 V | X-PERT | X-PERT

SINGLE MOUNTING

SYSTEM POWER	COLOUR TEMP.	LUMINOUS FLUX	ORDER CODE
35 W	3000 K	4680 lm	073-626 1 :: 3 ◪ ◘
	4000 K	4960 lm	

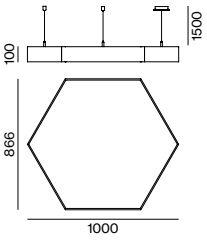

HEX-O 1000 suspended

UGR ≤ 19 | cd/m² ≤3000 | RG 0 IEC 62471 | DALI 1 ADDR. | 220-240 V | X-PERT | X-PERT

SINGLE MOUNTING

SYSTEM POWER	COLOUR TEMP.	LUMINOUS FLUX	ORDER CODE
68 W	3000 K	9110 lm	073-627 1 :: 3 ◪ ◘
	4000 K	9640 lm	

Acoustic elements

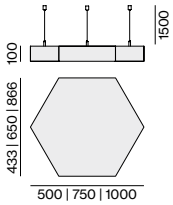

HEX-O MODULE suspended

SINGLE MOUNTING

TYPE	ORDER CODE
MODULE 500 suspended	073-692510 ■
MODULE 750 suspended	073-692610 ■
MODULE 1000 suspended	073-692710 ■

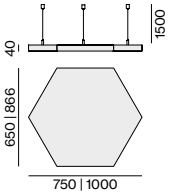

HEX-O MODULE FLAT suspended

SINGLE MOUNTING

TYPE	ORDER CODE
MODULE FLAT 750 suspended	073-692620 ■
MODULE FLAT 1000 suspended	073-692720 ■

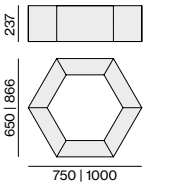

HEX-O ABSORBER

SINGLE MOUNTING

TYPE	ORDER CODE
ABSORBER 750*	073-691640 ■
ABSORBER 1000**	073-691740 ■

*only in combination with HEX-O 500 or MODULE 500

**only in combination with HEX-O 750, MODULE 750 or FLAT 750

LUMINOUS FLUX value calculated for CRI ≥ 80, colour white, cover opal



HEX-O

suspended (group mounted)

EN Hexagonal luminaires & acoustic elements; suitable for group installation; pendant fitting with cable suspension (1 cable); height adjustment without tools; rear rail for alignment; light housing from extruded aluminium profile, seamlessly welded; powder coated; same luminance for all size versions; energy-efficient LEDs with very good colour rendering; transparent feed, canopy for through wiring (separately available); acoustic element made of high-quality, recycled PET felt: MODULE in the luminaires' dimensions, FLAT with reduced height, ABSORBER to combine with other housings; improvement of room acoustics (absorption & scattering of sound waves)

FR Luminaires & éléments acoustiques hexagonaux ; adaptés pour installation groupée ; suspension par câble (1 câble) ; réglage en hauteur sans outil ; rail arrière pour l'alignement ; corps de luminaire en profilé extrudé en aluminium, soudé sans trace visible ; thermolaquée ; luminance identique pour toutes les variantes de taille ; LED économes en énergie à restitution de couleur élevée ; ligne d'alimentation transparente, cache-piton pour câblage continu (à commander séparément) ; éléments acoustiques en feutre PET recyclé, haute qualité : MODULE aux dimensions des luminaires, FLAT de hauteur réduite, ABSORBER pour combinaison avec d'autres corps ; amélioration de l'acoustique (absorption & dispersion du son)

Quickinfo

3000 K, 4000 K
CRI ≥ 80, 3 SDCM
UGR ≤ 19 / 65° ≤ 3000 cd/m²
up to 142 lm/W
L90 @ 50 000 h
DALI-2
opal, microprismatic (UGR ≤ 19)

acoustic elements
up to absorption class A
available as B-s1, d0

Types

luminaires

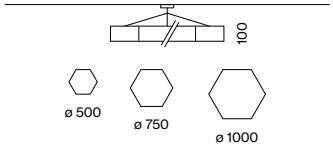

acoustic module | acoustic module flat

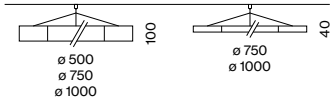

acoustic absorber

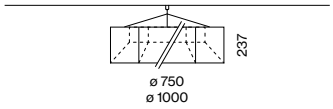

Luminaire colours

standard | xal.com/colours

Acoustic colours

standard | xal.com/acoustic-colours

Light distribution

direct

DiiA® standards
251, 252, 253



DIN EN 12464-1
UGR ≤ 19

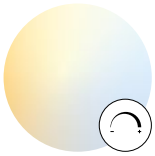

tunable white
2700 – 6500 K

Order options

COLOUR TEMPERATURE

3000 K	5
4000 K	6

CONTROL

DALI-2

LUMINAIRE COLOUR

○ pure white RAL 9010	7
● jet black RAL 9005	8
special colours* ➔ p. 992	X

*canopy in white or black; not for power feeder

ACOUSTIC COLOUR

○ white	W
marble grey	D
felt grey	G
● black	L
special colours ➔ p. 992	X

LIGHT OPTIC COVER

opal	O
microprismatic (UGR ≤ 19)	P

Options on request

COLOUR RENDERING INDEX

CRI ≥ 90

COLOUR TEMPERATURE

tunable white 2700 – 6500 K

DALI-2 DT8

LUMINOUS FLUX value calculated for CRI ≥ 80, colour white, cover opal

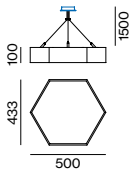

HEX-O 500 suspended

UGR ≤ 19 | cd/m² ≤ 3000 | RG 0 IEC 62471 | DALI 1 ADDR. | 220-240 V | X-PERT | X-PERT

GROUP MOUNTING

SYSTEM POWER	COLOUR TEMP.	LUMINOUS FLUX	ORDER CODE
16.3 W	3000 K	2160 lm	073-635 1 ⁘ 3 ◪ ◘
	4000 K	2290 lm	

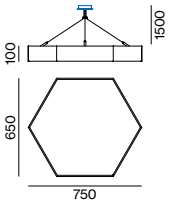

HEX-O 750 suspended

UGR ≤ 19 | cd/m² ≤ 3000 | RG 0 IEC 62471 | DALI 1 ADDR. | 220-240 V | X-PERT | X-PERT

GROUP MOUNTING

SYSTEM POWER	COLOUR TEMP.	LUMINOUS FLUX	ORDER CODE
35 W	3000 K	4680 lm	073-636 1 ⁘ 3 ◪ ◘
	4000 K	4960 lm	

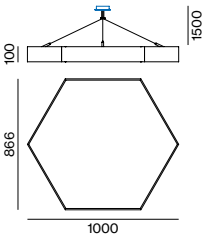

HEX-O 1000 suspended

UGR ≤ 19 | cd/m² ≤ 3000 | RG 0 IEC 62471 | DALI 1 ADDR. | 220-240 V | X-PERT | X-PERT

GROUP MOUNTING

SYSTEM POWER	COLOUR TEMP.	LUMINOUS FLUX	ORDER CODE
68 W	3000 K	9110 lm	073-637 1 ⁘ 3 ◪ ◘
	4000 K	9640 lm	

Electrical accessories

CANOPY

TYPE	L (mm)	ORDER CODE
canopy / feeder cable 5 × 1.5 mm²	1500	005-223241 ◪

one per group needed; can be placed above luminaires or acoustic elements
for electrical system configuration see luminaire data sheet at xal.com

Acoustic elements

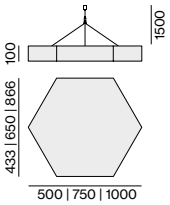

HEX-O MODULE suspended

GROUP MOUNTING

TYPE	ORDER CODE
MODULE 500 suspended	073-693510 ■
MODULE 750 suspended	073-693610 ■
MODULE 1000 suspended	073-693710 ■

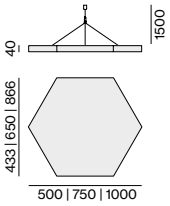

HEX-O MODULE FLAT suspended

GROUP MOUNTING

TYPE	ORDER CODE
MODULE FLAT 750 suspended	073-693620 ■
MODULE FLAT 1000 suspended	073-693720 ■

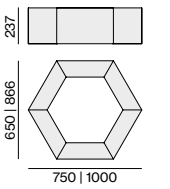

HEX-O ABSORBER

GROUP MOUNTING

TYPE	ORDER CODE
ABSORBER 750*	073-691640 ■
ABSORBER 1000**	073-691740 ■

*only in combination with HEX-O 500 or MODULE 500
**only in combination with HEX-O 750, MODULE 750 or FLAT 750

OLX GROUP Poznán, PL –
by Trzop Architekci with
lighting design by Pluslighting

EANS Flight Control Centre
Harju Grafschaft, EE –
by KAMP Arhitektid





The sound of stress-free work

MUSE

EN We developed MUSE for holistic office lighting and acoustic concepts. All of the three-part product family's elements optimise room acoustics. The two luminous versions create standard-compliant, screen-friendly workplace lighting per UGR ≤ 19 thanks to high-quality reflectors with faceted optics. Its characteristic design language, different colours, and the haptically appealing surface make MUSE a confident design element in the office.

FR Avec MUSE, nous avons développé un produit pour des concepts lumineux et acoustiques intégrés pour les bureaux. Tous les éléments de cette famille à cinq composants optimisent efficacement l'acoustique des salles ; les deux variantes d'éclairage créent de surcroît, grâce à des réflecteurs de haute qualité avec une optique à facettes, un éclairage du lieu de travail à écran conforme aux normes en vigueur et à l'UGR ≤ 19. Par son esthétique caractéristique, ses différentes couleurs et sa surface attrayante sur le plan tactile, MUSE est également un élément affirmé de design dans des bureaux.

Types

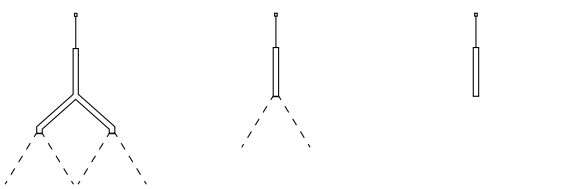

MUSE double light acoustic suspended

MUSE light acoustic suspended

MUSE baffle acoustic suspended

Light and sound for offices

EN Light and acoustics are the most critical factors influencing well-being at work. A quiet working environment boosts concentration and enhances the enjoyment of work and productivity. That is why XAL developed the three-part MUSE system in response to the most significant challenges of modern office environments.

FR L'éclairage et l'acoustique sont les principaux facteurs qui influent sur le bien-être au travail : un environnement de travail calme augmente la concentration ainsi que le plaisir de travailler et la productivité. C'est pourquoi XAL a développé le système XAL MUSE en cinq éléments, afin de répondre aux principaux défis des environnements modernes de bureaux.

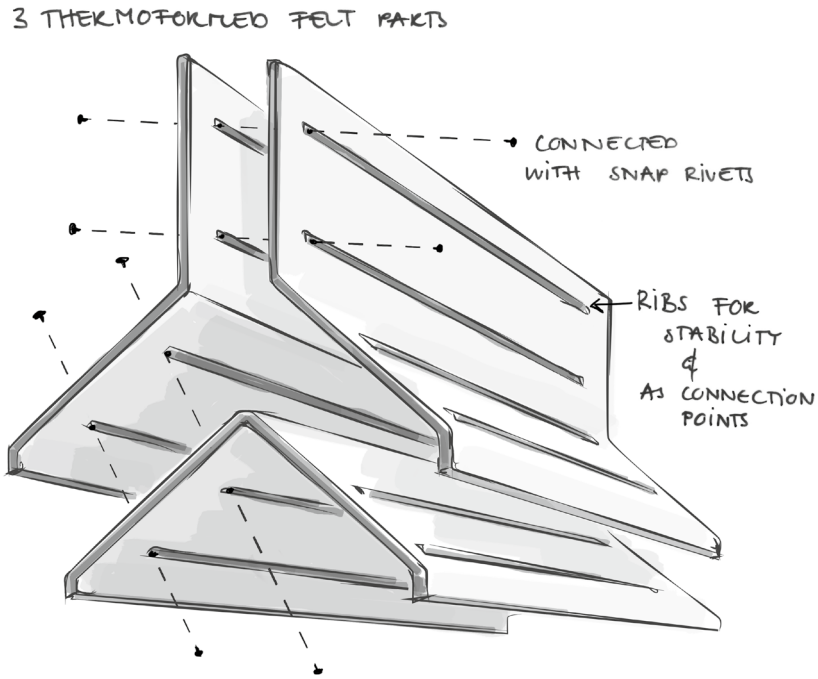

Full-spectrum LED

EN XAL's new XPECTRUM LEDs deliver healthy, biologically effective light. The reduced blue light and increased cyan values reduce the blue light hazard for the eye to daylight-equivalent levels. The resulting non-visual, so-called melanopic light effect, improves concentration and increases sleep quality. The excellent colour rendering of IES TM 30-15 $R_f = 98$ and $R_g = 101$ further helps visual comfort.

FR La nouvelle LED XPECTRUM de XAL fournit une lumière saine et adaptée au rythme circadien. La réduction de la lumière bleue ainsi que l'augmentation des valeurs cyan réduisent le risque que représente pour l'œil la lumière bleue, retrouvant un niveau similaire à celui de la lumière du jour. Il en résulte un effet d'éclairage non visuel, dit mélanopique, qui favorise la concentration et améliore la qualité du sommeil. L'excellent rendu des couleurs de l'IES TM 30-15 $R_f = 98$ et $R_g = 101$ constitue un autre atout pour le confort visuel.

XPECTRUM LED

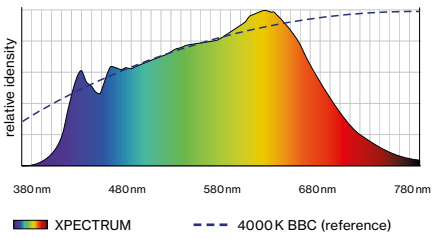

Commercially available LED 4000 K

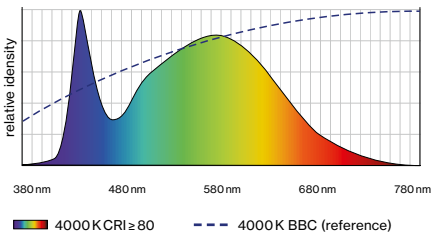

Second life for PET bottles

EN The MUSE acoustic elements' felt-like material is made of 50 % recycled PET. Pressed precisely into shape, it combines three advantages. It is inherently stable, acoustically highly effective, and has a visually and haptically inspiring surface. This is how MUSE creates a pleasant atmosphere while taking its environmental responsibility seriously.

FR Le matériau fibreux des éléments acoustiques MUSE est composé à 50 % de PET recyclé. Pressé en forme avec précision, il combine trois avantages: il est intrinsèquement stable, hautement efficient sur le plan acoustique et présente une surface intéressante sur le plan visuel tout comme sur le plan tactile. Ainsi, MUSE crée une atmosphère agréable alliée à une grande responsabilité environnementale.

Colour variety

EN What kind of office should be equipped with MUSE? With two neutral shades and two accent colours, MUSE can be integrated into any furnishing concept whether classically understated or hip and unconventional.

FR Quel genre de bureau doit être équipé de MUSE? Qu'il soit classique et discret ou hip et non conventionnel : avec deux teintes neutres et un accent coloré, MUSE s'intègre dans tout concept d'agencement.



felt grey



anthracite



bright blue



indigo blue

Screen-work friendly

EN MUSE has been optimised for computer workstations. Thanks to glare-free reflectors, the luminaires achieve a UGR ≤ 19 value, creating a pleasantly bright working environment without glare.

FR MUSE a été spécialement optimisé pour le poste de travail à écran. Grâce à des réflecteurs anti-éblouissement, ces luminaires atteignent une valeur UGR ≤ 19 : il en résulte un environnement de travail agréablement clair et sans éblouissement.

Acoustic planning by XAL

EN Acoustic spatial planning calculates, measures, or simulates the behaviour of sound in a room. This planning includes, in particular, reverberation time and speech intelligibility. We create a bespoke concept from the results. Through close coordination with contracting planners and customers, we can achieve the optimum balance between light, ambience, and spatial acoustic conditions.

FR Lors de la planification acoustique de l'espace, nous calculons, mesurons ou simulons le comportement du son dans la salle, notamment le temps de réverbération et l'intelligibilité de la parole. À partir des résultats obtenus, nous créons un concept personnalisé. Grâce à une coordination étroite avec les planificateurs contractants et les clients, nous pouvons obtenir un équilibre optimal entre la lumière, l'ambiance et les conditions acoustiques de l'espace.

Quickinfo

3000 K, 4000 K
CRI ≥ 80, 3 SDCM
UGR ≤ 19 / 65° ≤ 1500 cd/m²
up to 108 lm/W
L90 @ 50 000 h
DALI-2
reflector (UGR ≤ 19)

PET felt
♻ from recycled material
up to absorber class A

Type

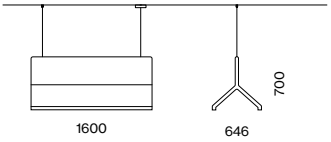

Colours

Light distribution

MUSE double light

acoustic suspended

EN Luminaire body made of high-quality, self-supporting, recycled PET felt with sound absorbing properties; high-quality visual and tactile surface; constructed of 2 shells to form cavities that improve acoustic performance; large sound absorbing surface; pendant fitting with cable suspension; with integrated tool-less suspension height adjustment; optimised for the illumination of 2 office workstations opposite each other; incl. transparent feed; light inset made from extruded profile for improved thermal management; high-gloss reflector with faceted design; energy-efficient LEDs with very good colour rendering

FR Corps de luminaire en feutre PET recyclé, autoportant, haute qualité, doué de propriétés insonorisantes ; surface aux grandes qualités visuelles et tactiles ; se compose de 2 coques, formant des cavités qui améliorent les performances acoustiques ; vaste surface aux propriétés d'absorption acoustique ; suspension par câble ; réglage en hauteur sans outil au luminaire ; optimise l'éclairage de 2 postes de travail en vis-à-vis au bureau ; incl. conduit d'alimentation transparent ; insert lumineux en profil extrudé pour une meilleure gestion de la température ; réflecteur ultra-brillant avec optique à facettes ; LED économes en énergie à restitution de couleur élevée

DiiA® standards
251, 252, 253

DIN EN 12464-1
UGR ≤ 19

suitable for double workstation



sound absorption by recycled PET

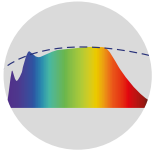

CRI ≥ 98
XPECTRUM

Order options

COLOUR TEMPERATURE

3000 K	5
4000 K	6

CONTROL

DALI-2

MATERIAL COLOUR

anthracite	B
felt grey	G
bright blue	P
indigo blue	E

canopy always in white
other colours on request

LIGHT INSET COLOUR

grey cover / chrome reflector

Options on request

COLOUR RENDERING INDEX

CRI ≥ 98 XPECTRUM

CONTROL

brightness & presence sensor

LIGHT INSET COLOUR

black cover / black reflector
white cover / chrome reflector
black cover / chrome reflector



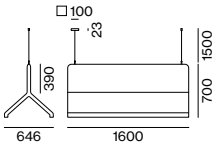

MUSE DOUBLE LIGHT suspended

UGR ≤ 19 | cd/m² ≤ 1500 | DALI 1 ADDR. | 220-240V | PET felt | X-PERT

ACOUSTIC LUMINAIRE

SYS. POWER	COLOUR TEMP.	LUM. FLUX	L (mm)	ORDER CODE
41 W	3000 K	4160 lm	1600	0 9 1 - 1 2 2 1 ⁘ 3 ◪ F
	4000 K	4400 lm		

Lighting calculation

MUSE DOUBLE LIGHT
41 W direct, 4000 K, chrome reflector

ROOM VALUES

Room dimensions	5.4 × 4 × 3 m
Room volume	64.8 m²
Reflection factor	0.7 | 0.5 | 0.2
Maintenance factor	0.8
Mounting height	2.23 m

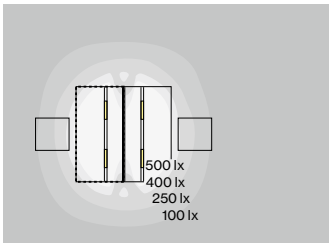

CALCULATION SURFACE ·····

Surface dimensions	1.6 × 0.8
Surface height	0.75 m
Average illuminance (E_m)	> 500 lx
Uniformity (U_0)	> 0.6

GLARE EVALUATION

Table Classification X=4H | Y=8H | S=0.25H

UGR transversal	≤ 19
UGR axial	≤ 19

≥ 65° ≤ 1500 cd/m²

Light distribution

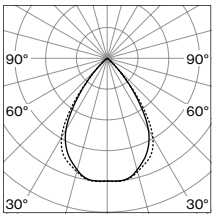

chrome reflector
direct

LUMINOUS FLUX value calculated for CRI ≥ 80, cover grey, reflector chrome

Inter-pool Immobilien Vienna, AT –
by Inter-pool Immobilien GmbH /
Architekt DI Stephan Kopinits including lighting design



Vogel Corporate Solutions GmbH
Würzburg, DE – by Dipl. Ing. FH
Katharina Maatz/ designfunktion
Aschaffenburg GmbH



back



Quickinfo

3000 K, 4000 K
CRI ≥ 80, 3 SDCM
UGR ≤ 19 / 65° ≤ 1500 cd/m²
up to 109 lm/W
L90 @ 50 000 h
DALI-2
reflector (UGR ≤ 19)

PET felt
♻ from recycled material
up to absorber class A

Type

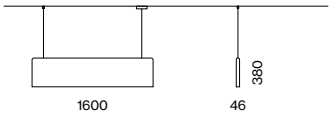

Colours

Light distribution

reddot award 2019
winner

MUSE light / baffle

acoustic suspended

EN Luminaire body or acoustic element made of high-quality, self-supporting, recycled PET felt with sound absorbing properties; high-quality visual and tactile surface; constructed of 2 shells to form cavities that improve acoustic performance; large sound absorbing surface; pendant fitting with cable suspension; tool-less suspension height adjustment of the luminaire or of the acoustic element; MUSE LIGHT: optimised for the illumination of office workstations; incl. transparent feed; light inset made from extruded profile for improved thermal management; high-gloss reflector with faceted design; energy-efficient LEDs with very good colour rendering

FR Corps de luminaire ou élément acoustique en feutre PET recyclé, autoportant, haute qualité, doué de propriétés insonorisantes ; surface aux grandes qualités visuelles et tactiles ; se compose de 2 coques, formant des cavités qui améliorent les performances acoustiques ; vaste surface aux propriétés d'absorption acoustique ; suspension par câble ; réglage de la hauteur sans outil sur le luminaire ou sur l'élément acoustique ; MUSE LIGHT : optimise l'éclairage des postes de travail au bureau ; incl. conduit d'alimentation transparent ; insert lumineux en profil extrudé pour une meilleure gestion de la température ; réflecteur ultra-brillant avec optique à facettes ; LED économes en énergie à restitution de couleur élevée

DiiA® standards
251, 252, 253

DIN EN 12464-1
UGR ≤ 19



sound absorption
by recycled PET

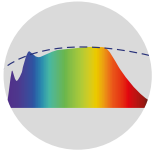

CRI ≥ 98
XPECTRUM

Order options

COLOUR TEMPERATURE

3000 K	5
4000 K	6

CONTROL

DALI-2

MATERIAL COLOUR

anthracite	B
felt grey	G
bright blue	P
indigo blue	E

canopy always in white
other colours on request

LIGHT INSET COLOUR

grey cover / chrome reflector

Options on request

COLOUR RENDERING INDEX

CRI ≥ 98 XPECTRUM

CONTROL

brightness & presence sensor

LIGHT INSET COLOUR

black cover / black reflector
white cover / chrome reflector
black cover / chrome reflector

Light distribution

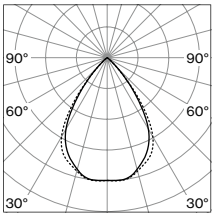

chrome reflector
direct

LUMINOUS FLUX value calculated for CRI ≥ 80, cover grey, reflector chrome

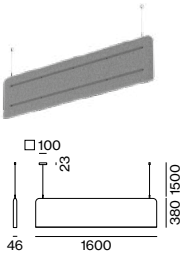

MUSE BAFFLE suspended

PET felt

ACOUSTIC BAFFLE

L (mm)	ORDER CODE
1600	091-101111

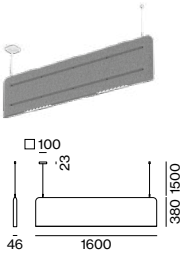

MUSE LIGHT suspended

UGR ≤ 19 | cd/m² ≤ 1500 | DALI 1 ADDR. | 220-240 V | PET felt | X-PERT

ACOUSTIC LUMINAIRE

SYS. POWER	COLOUR TEMP.	LUM. FLUX	L (mm)	ORDER CODE
20 W	3000 K	2080 lm	1600	091-1211 3 F
	4000 K	2200 lm		

Lighting calculation

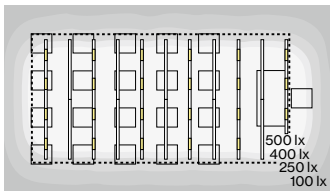

MUSE LIGHT
20 W direct, 4000 K, chrome reflector
+ MUSE BAFFLE (every 2nd)

ROOM VALUES

Room dimensions	9 × 5 × 3 m
Room volume	135 m³
Reflection factor	0.7 | 0.5 | 0.2
Maintenance factor	0.8
Mounting height	2.23 m

CALCULATION SURFACE

Surface dimensions	8 × 4
Surface height	0.75 m
Average illuminance (E_m)	> 500 lx

GLARE EVALUATION

Table Classification X=4H | Y=8H | S=0.25H

UGR transversal	≤ 19
UGR axial	≤ 19

≥ 65° ≤ 1500 cd/m²

Acoustic calculation

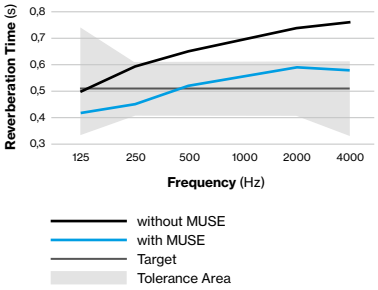

ACOUSTIC PARAMETERS

Target Reverberation Time	0.51 s*
RT without MUSE	0.66 s
RT with MUSE	0.52 s

*according to DIN 18041, room category A3 (education/communication)

MATERIALS

Walls	Hardboard
Ceiling	Gypsum Board
Floor	Hardwood

Art-Invest Berlin, DE –
by LEPEL & LEPEL Architekt

libra

XAL Office
Vienna, AT



For the right kind of reflection



STRETTA

EN Whether in the bathroom or in the fitting room, STRETTA is a fantastic exclusive mirror luminaire. Thanks to its excellent colour rendering of CRI ≥ 90, it is used wherever colours, shapes, and designs are to be shown in their best and authentic light. STRETTA emits light on three sides and has been equipped with an opal cover to guarantee particularly homogeneous wall illumination. The IP 44 protection class ensures safe use in wet rooms.

FR Que ce soit dans une salle de bain ou dans une cabine d'essayage : STRETTA séduit comme luminaire miroir exclusif. Grâce à son bon rendu des couleurs avec un CRI ≥ 90, on l'utilise partout où les couleurs, les formes et les designs doivent être mis en valeur dans toute leur authenticité. Pour un éclairage particulièrement homogène des parois, STRETTA dispose d'une émission de lumière sur trois côtés et a été équipé d'un diffuseur opale. L'indice de protection IP 44 garantit une utilisation en toute sécurité dans les espaces humides.

Mountings

wall ceiling

Light distribution

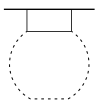

opal

back



STRETTA

surface

EN Luminaire housing from extruded aluminium profile, angular design; no visible screws; surface powder coated; luminaire profile can be pre-mounted; end cap galvanically chromed or in same colour as housing (chromed border); suitable for wall or ceiling mounting; with three sided light beam; HPO (High Performance Opal) cover for uniform illumination; energy-efficient LEDs with very good colour rendering

FR Corps de luminaire en profil extrudé en alu, version arête ; aucune vis visible ; surface thermolaquée ; profilé de luminaire pouvant être monté à l'avance ; capuchon avec finition chromée galvanisée ou thermolaquage dans la teinte du luminaire (embouts de finitions chromées) ; convient au montage mur ou plafond ; avec diffusion de lumière trois côtés ; cache HPO (High Performance Opal) pour éclairage homogène ; LED économes en énergie à restitution de couleur élevée

Quickinfo

3000 K, 4000 K
CRI ≥ 90, 3 SDCM
up to 112 lm / W
L80 @ 50 000 h
non DIM, DALI-2
opal cover
IP 44

Types

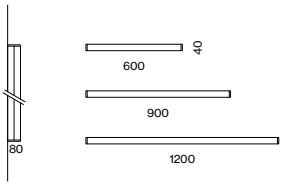

Luminaire colours

End caps colours

Light distribution

direct
3-sided



wall
illumination

splash water
protection (IP 44)

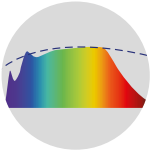

CRI ≥ 98
XPECTRUM

Order options

COLOUR TEMPERATURE

3000 K	5
4000 K	6

CONTROL

non DIM	1
DALI-2	3

MATERIAL COLOUR

○ pure white RAL 9010*	7
○ pure white/◐ chrome**	C
● jet black RAL 9005*	8

*end caps in housing colour with chromed boarder
**end caps completely in chrome



LIGHT OPTIC COVER

opal high performance

Options on request

COLOUR RENDERING INDEX

CRI ≥ 98 XPECTRUM

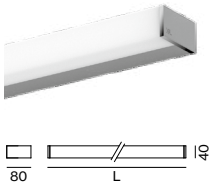

STRETTA surface

CRI ≥ 90 | RG0 IEC 62471 | DALI 1 ADDR. | 220-240V | IP44 | X-PERT

LUMINAIRE

SYS. POWER	COLOUR TEMP.	LUM. FLUX	L (mm)	ORDER CODE
13 W	3000 K	1370 lm	600	057-0132 H
	4000 K	1460 lm		
19.5 W	3000 K	2050 lm	900	057-0133 H
	4000 K	2190 lm		
26.1 W	3000 K	2740 lm	1200	057-0134 H
	4000 K	2920 lm		

Light distribution

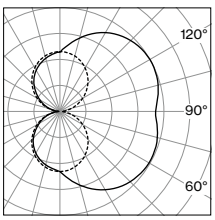

opal high performance

LUMINOUS FLUX value calculated for CRI ≥ 90, colour white, cover opal

Private Residence
Visualisation

Sharpen your edges

CORNER

EN The best wall light is right around the CORNER. It is preferred for ceiling edges or wall corners and is mainly used in staircases, reception halls, or corridors. Wall and ceiling are equally well illuminated by the CORNER single luminaire thanks to the light insert with opal cover. The bidirectional beam pattern delivers ambient lighting. CORNER is available in the light colours 3000 K or Tunable White and two different power levels. CORNER comes in different lengths and in white, grey, and black.

FR CORNER est tout simplement le meilleur luminaire mural, il va vous en boucher un coin ! Il fait des merveilles sur les arêtes de plafond ou les angles de murs, notamment dans les cages d'escalier, les halls d'accueil ou les couloirs. Le module d'éclairage avec diffuseur opale du luminaire CORNER permet de bien éclairer murs et plafonds de manière uniforme. Le rayonnement bilatéral se traduit par un éclairage de base homogène. CORNER est proposé dans la température de couleur 3000 K ou Tunable White avec deux niveaux de puissance distincts. CORNER est disponible dans différents longueurs et dans les couleurs blanc, gris et noir.

Mountings

wall ceiling

Light distribution

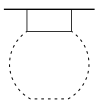

opal

Quickinfo

3000 K
CRI ≥ 80, 3 SDCM
up to 131 lm/W
L90 @ 50 000 h
non DIM
opal

Types

surface

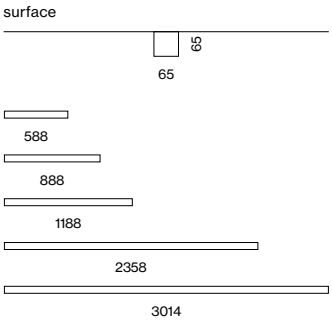

Colours

Light distribution

direct

CORNER

surface

EN Luminaire housing from extruded aluminium profile, angular design; no visible screws; surface powder coated; luminaire profile for mounting available in advance; suitable for wall or ceiling mounting; with double-sided light beam; HPO (High Performance Opal) cover for uniform illumination; energy-efficient LEDs with very good colour rendering

FR Corps de luminaire en profil extrudé en alu, version arête ; aucune vis visible ; surface thermolaquée ; Profilé de luminaire pour montage livrable avant ; convient au montage mur ou plafond ; avec diffusion de lumière par 2 côtés ; cache HPO (High Performance Opal) pour éclairage homogène ; LED économes en énergie à restitution de couleur élevée

wall / ceiling illumination

tunable white 2700 – 5000 K

Order options

COLOUR TEMPERATURE
3000 K

CONTROL
non DIM

MATERIAL COLOUR
- pure white RAL 9010 — 7
- white aluminium RAL 9006 — G
- jet black RAL 9005 — 8

LIGHT OPTIC COVER
opal high performance

Options on request

SYSTEM SOLUTION
installation channel, etc.

COLOUR TEMPERATURE
4000 K
tunable white 2700 – 6500 K*

*DALI-2 DT8

CONTROL
DALI-2

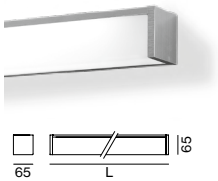

CORNER surface

RG 0 IEC 62471 · 220-240V · X-PERT · X-PERT

MID LUMEN

SYS. POWER	COLOUR TEMP.	LUM. FLUX	L (mm)	ORDER CODE
13.8 W	3000 K	1810 lm	588	040-895251 O
20.7 W	3000 K	2720 lm	888	040-895351 O
27.6 W	3000 K	3620 lm	1188	040-895451 O
55 W	3000 K	7250 lm	2358	040-895851 O
81 W	3000 K	9830 lm	3014	040-895951 O

HIGH LUMEN

SYS. POWER	COLOUR TEMP.	LUM. FLUX	L (mm)	ORDER CODE
20.2 W	3000 K	2460 lm	588	040-896251 O
30 W	3000 K	3690 lm	888	040-896351 O
40 W	3000 K	4910 lm	1188	040-896451 O
71 W	3000 K	9340 lm	2358	040-896851 O
98 W	3000 K	12700 lm	3014	040-896951 O

Light distribution

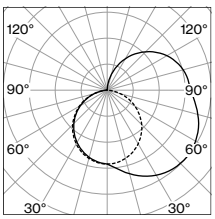

asymmetric

LUMINOUS FLUX value calculated for CRI ≥ 80, colour white, cover opal

Office Stadsbader
Harelbeke, BE

Getting well with light

RECOVER

EN The next generation of contemporary healthcare lighting, RECOVER has been developed to simulate a natural light pattern. This is achieved by the dynamically changing colour temperature. It varies from activating morning light to a sleep-promoting evening glow. The luminaire supports the natural regeneration of the patient by supporting the human biorhythm. The 4-in-1 system includes ambient light, a reading light, a nurse's night light, and an examination light with a high CRI value that displays amorphous three-dimensional surfaces, such as the skin, correctly. RECOVER is designed to be particularly user-friendly. Lighting programmes can be quickly and flexibly adapted.

FR C'est la prochaine génération d'éclairage contemporain dans le domaine de la santé : RECOVER a été spécialement conçu pour simuler l'évolution naturelle de la lumière. Cela est possible grâce à la modification dynamique de la température de la couleur qui passe de la lumière dynamisante du matin à la teinte rougeoyante du soir qui favorise l'endormissement. Étant donné que la lumière soutient le biorythme humain, ce luminaire favorise la régénération naturelle des patients. Ce système 4-en-1 comprend l'éclairage ambiant, un éclairage de lecture, un éclairage nocturne et un éclairage d'examen médical avec une valeur CRI élevée pour une représentation parfaite de surfaces amorphes tridimensionnelles telles que la peau. Le maniement de RECOVER a été spécialement conçu pour être facile, de sorte que les programmes d'éclairage sont simples et adaptables de manière flexible.

Mounting

wall

Light distributions

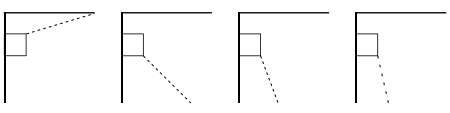

ambient light | examination light | reading light | nurse night light

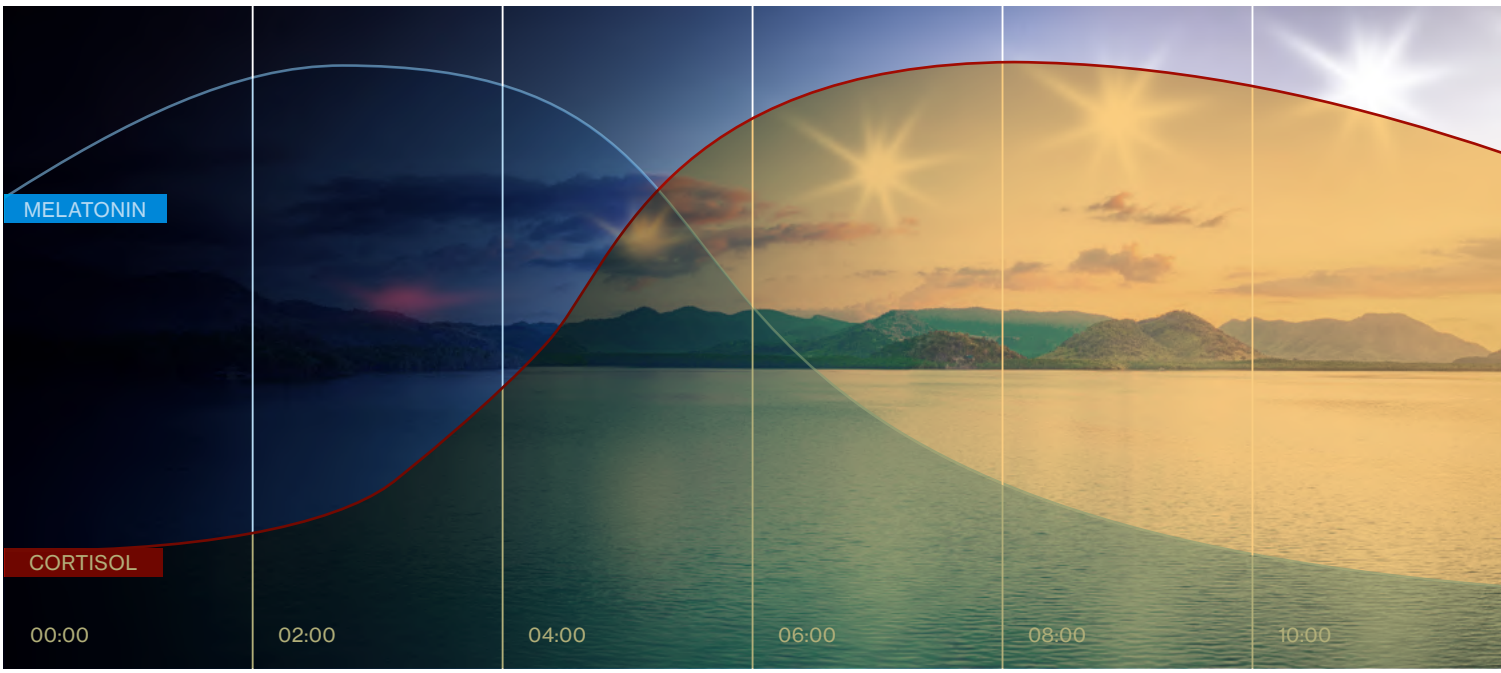

Day-night rhythm

EN Light affects well-being and health. Cool morning light promotes cortisol, the activating hormone. In the evening, when the blue component is missing, the sleep hormone melatonin is formed. High melatonin levels at night lead to more restful sleep, and we enjoy a positive start to the day through an increased release of the happiness hormone serotonin. The RECOVER luminaire taps this knowledge and supports the natural regeneration of patients, as the high indirect illuminance provides clear impulses to the inner clock.

FR La lumière influence le bien-être et la santé. La lumière froide du matin favorise l'hormone stimulante qu'est le cortisol, alors que le soir, lorsqu'il n'y a pas de composante bleue, se forme la mélatonine, l'hormone du sommeil. Lorsque le niveau de mélatonine nocturne est élevé, notre sommeil est plus réparateur et nous commençons la journée suivante de manière positive, grâce à une sécrétion accrue de l'hormone du bonheur, la sérotonine. La lampe RECOVER utilise ces connaissances et soutient ainsi la régénération naturelle des patients, parce qu'un éclairage indirect élevé induit un cadencement clair de l'horloge interne.

Schedule light moods

EN The aim was to make RECOVER particularly user-friendly. Lighting moods and intensity levels can be programmed with simple software. You can even string together several different programmes to form an annual schedule. The intensity and colour temperature change automatically with the season. The factory settings already store different daily sequences, which you can quickly adapt to your time requirements.

FR L'objectif était de rendre RECOVER particulièrement convivial. Un logiciel facile à utiliser permet de programmer des atmosphères lumineuses et des degrés d'intensité. Ainsi, vous pourrez enchaîner plusieurs programmes différents et même en faire un programme annuel. L'intensité et la température de la couleur changent automatiquement en fonction de la saison. Dans les paramètres par défaut, différents déroulements quotidiens sont déjà enregistrés, et vous pourrez facilement les adapter à vos besoins en termes de temps.

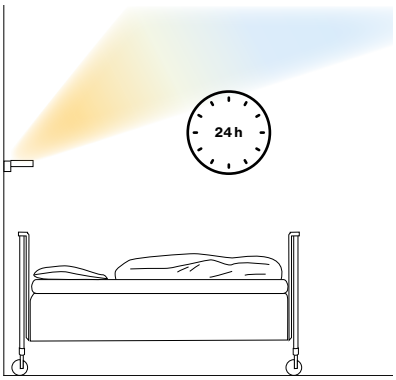



Four lights in one

EN RECOVER combines four luminaires. Indirect, homogeneous ceiling lighting provides daytime brightness for the patient, while the examination light is used for doctors' visits. A reading light ensures reflection-free illumination of the reading area. The nurse night light mounted on the side of the luminaire was integrated to avoid dazzling the patient at night.

FR RECOVER réunit quatre lampes en une : un éclairage de plafond homogène et indirect apporte au patient la luminosité du jour, tandis que l'éclairage d'examen est destiné à la visite du médecin. Une lumière de lecture assure un éclairage sans reflet de la zone de lecture. L'éclairage nocturne monté latéralement pour les infirmières a été intégré pour ne pas éblouir le patient pendant la nuit.

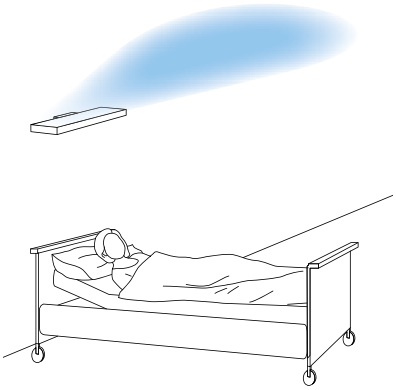

Ambient light

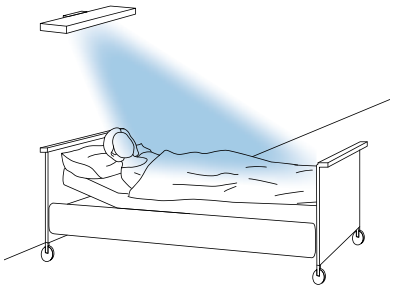

Examination light

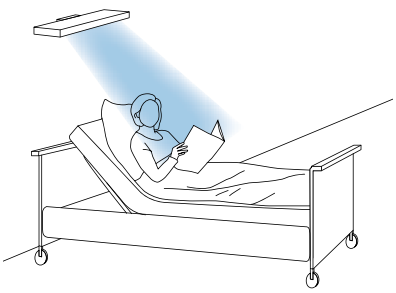

Reading light

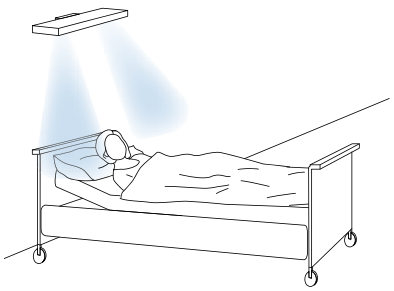

Nurse night light

CRI ≥ 95

EN The RECOVER examination and reading light achieve excellent R_a and R_e values of ≥ 95. The unusually small luminous surface of the LED and the high luminance display amorphous three-dimensional surfaces, such as the skin, correctly.

FR L'éclairage pour examen médical et l'éclairage de lecture de RECOVER présentent d'excellentes valeurs R_a et R_e ≥ 95. La surface lumineuse particulièrement petite du LED et la haute luminance permettent une représentation parfaite de surfaces amorphes tridimensionnelles telles que la peau.

typical CRI ≥ 95

CRI ≥ 80

back



RECOVER

wall

EN RECOVER is available in three versions:

RECOVER BASIC allows switching of the indirect ambient light, the examination light and the reading light.

RECOVER DALI allows individual dimming of the indirect ambient light, the examination light and the reading light.

RECOVER PRO allows for natural progressive lighting. Used in combination with the RECOVER Master Unit, four dynamic light transitions can be run. The four programs can be combined, through the RECOVER software, to form an annual light program. The examination light can be dimmed using the master unit, and the reading light can be switched in 2 stages. There are buttons built into the lamp to switch the two nurse night lights.

FR RECOVER disp. en trois variantes :

RECOVER BASIC permet d'activer l'éclairage d'amb. indir., d'examen et de lecture.

RECOVER DALI permet de réaliser une gradation de l'intensité lum. de l'éclairage d'amb. indir., de l'écl. d'examen et de lecture.

RECOVER PRO permet des gradients lum. quasi-naturels. Avec la RECOVER Master Unit, il est possible de produire quatre gradients lum. dynamiques. Le logiciel RECOVER permet de faire s'enchaîner les quatre programmes d'éclairage pour un seul tout au long de l'année. La Master Unit permet de réaliser une gradation de l'écl. d'examen ; l'écl. de lecture s'allume à 2 niveaux d'intensité. Les deux lumières pour infirmière de nuit peuvent être actionnées par deux comm. intégrés.

Quickinfo

2200 – 31000 K, TW
CRI ≥ 95, 3 SDCM
up to 96 lm/W
L80 @ 50 000 h
glass cover
non DIM, DALI

Types

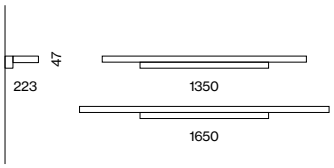

Colour

Light distributions

ambient light | examination light | reading light | nurse night light

four in one light distribution

master unit

circadian light 2200 – 31000 K

MATERIAL COLOUR

○ pure white RAL 9010

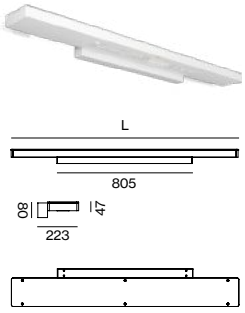

RECOVER

CRI ≥ 95 · 220-240V

BASIC

SYS. POWER	COLOUR TEMP.	LUM. FLUX	L (mm)	ORDER CODE
108 W	3000 K	7870 lm	1350	099-221051 7
127 W	3000 K	9380 lm	1650	099-221151 7

CRI ≥ 95 · DALI 4 ADDR. · 220-240V

DALI

SYS. POWER	COLOUR TEMP.	LUM. FLUX	L (mm)	ORDER CODE
91 W	2700 – 6500 K*	8550 lm**	1350	099-2210D37
106 W	2700 – 6500 K*	10200 lm**	1650	099-2211D37

*examination and reading light 3000 K **measured at 6500 K

CRI ≥ 95 · DALI 8 ADDR. · 220-240V

PRO

SYS. POWER	COLOUR TEMP.	LUM. FLUX	L (mm)	ORDER CODE
198 W	2200 – 31000 K*	16900 lm**	1350	099-221003 7
237 W	2200 – 31000 K*	20600 lm**	1650	099-221103 7

*examination and reading light 3000 K, nurse night light 2200 K
**measured at 5000 K

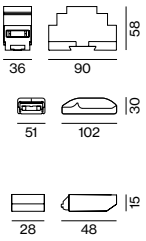

Accessories for RECOVER DALI

DALI POWER SUPPLY 220-240 V

TYPE	L·W·H (mm)	ORDER CODE
for top-hat-rail mounting 240 mA	90·36·58	002-59871
for ceiling insertion 200 mA	102·51·30	002-59880

DALI MODULE for group/scene control

TYPE	L·W·H (mm)	ORDER CODE
DALI control of 4 scenes/2 groups	48·28·15	002-54026

Light distributions

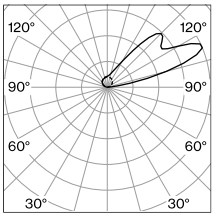

ambient light

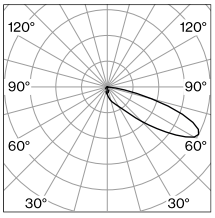

examination light

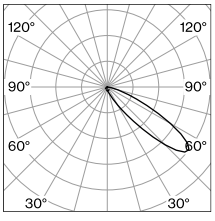

reading light

Accessories for RECOVER DALI / PRO

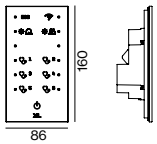

MASTER UNIT (DALI optional / PRO mandatory)

TYPE	L·W·H (mm)	ORDER CODE
single patient room	85·48·160	099-229113 7
double patient room	85·48·160	099-229123 7
three patient room	85·48·160	099-229133 7
four patient room	85·48·160	099-229143 7
five patient room	85·48·160	099-229153 7
six patient room	85·48·160	099-229163 7

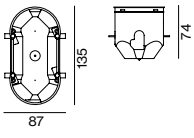

INSTALLATION HOUSING (mandatory for MASTER UNIT)
for installation in solid walls

TYPE	L·W·H (mm)	ORDER CODE
installation housing	71·75·135	099-2290000

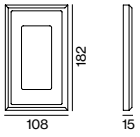

SAFETY FRAME FOR MASTER UNIT (optional)

TYPE	L·W·H (mm)	ORDER CODE
safety frame	108·15·182	099-2298007

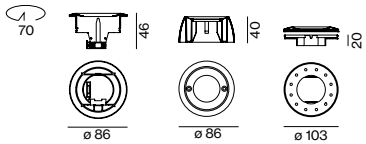

LIGHT SENSOR / MOTION DETECTOR DALI, PRO (optional)

TYPE	ORDER CODE
recessed ceiling mounted	002-54051
surface mounted	002-54058
socket mounted	002-54053

EMCO private clinic
Bad Dürrnberg/Salzburg, AT –
by FLEOS architektur with
lighting design by Das Licht

Systems

new balance

Systems

MOVE IT 25

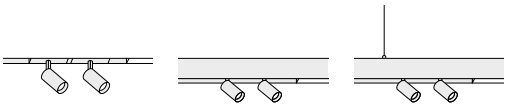

694 recessed surface suspended

MOVE IT 45

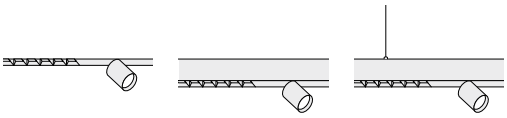

778 recessed surface suspended

TASK

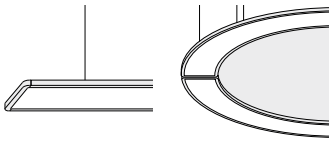

808 S suspended acoustic

BETO

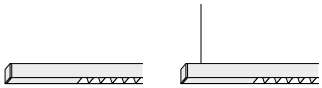

834 ceiling suspended

SETA

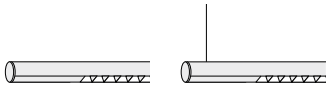

NEW **850** ceiling suspended

LENO

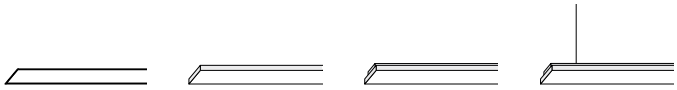

858 recessed semi-recessed surface suspended

MINIMAL



878 recessed

FRAME

888 recessed trim

CANYON

902 recessed offset

MINO

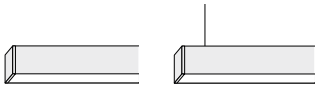

908 ceiling suspended

BASO

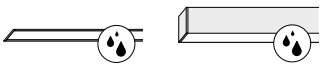

934 recessed surface

TUBO

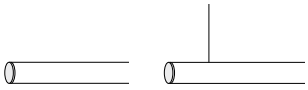

NEW **948** surface suspended

LINEA

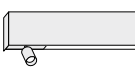

NEW **958** wall

Everything on track

MOVE IT 25 system

EN The sleek, elegant MOVE IT 25 system has revolutionised low-voltage track systems. The tool-free magnetic mounting of spotlights, decorative, or linear insets allows flexible, ever-new combinations. The various mounting options offer even more freedom: at two heights each, as trimless recessed and surface-mounted for wall or ceiling mounting, and suspended with a direct or direct / indirect light component. The individual profiles can be interconnected with each other, or linked via the CORNER, CURVE or NODE Connector elements. This allows for a variety of creative ceiling patterns. Square or triangular acoustic elements that can be optionally integrated additionally create balanced room acoustics.

FR L'élégant et sobre système MOVE IT 25 a révolutionne les systèmes de rails conducteurs à basse tension : le montage magnétique sans outil de spots, d'inserts décoratifs ou linéaires permet des combinaisons flexibles et toujours nouvelles. Les différentes options de montage offrent encore plus de liberté : en deux hauteurs, pour encastrement ou montage sans bord au mur ou au plafond ainsi que suspendu avec une part de lumière directe ou directe / indirecte. Les profil s individuels peuvent être reliés les uns aux autres ou connectés par des éléments CORNER, CURVE ou des connecteurs NODE. Cela permet de créer une grande diversité de motifs au plafond. Des éléments acoustiques de forme carrée ou triangulaire intégrables en option créent de surcroît une acoustique optimale.

Types

Mountings

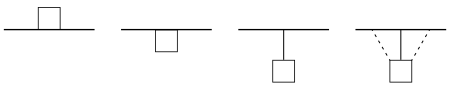

Configurations

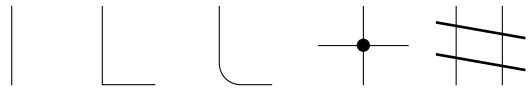

Light distributions

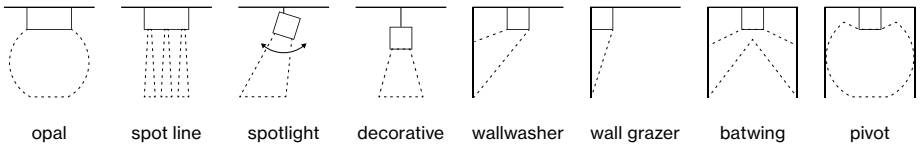



Colour variety

EN MOVE IT profiles are available in the standard colours black, white, and gold. Further colour variations are also available, granting your project maximum design freedom. You can learn more about our colour palette at xal.com/colours.

FR Les profilés MOVE IT sont disponibles en différentes couleurs standard. En outre, d'autres variantes de couleurs sont disponibles - ce qui vous offre une liberté de création maximale pour vos projets. Vous trouverez plus d'informations sur notre palette de couleurs sur xal.com/colours.

xal.com/colours

Mounting options

EN The slim, elegant MOVE IT 25 system offers a wide variety of installation options: as a trimless recessed or surface-mounted variant for wall or ceiling mounting and suspended at two depths. The direct / indirect variant provides additional homogeneous ceiling illumination.

FR L'élégant et élancé système MOVE IT 25 offre une grande variété d'options de montage : comme variante sans bord à encastrer ou à monter au mur ou au plafond et en suspension à deux hauteurs. La variante directe / indirecte fournit un éclairage supplémentaire et homogène pour le plafond.

MOVE IT 25

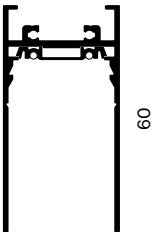

MOVE IT 25 S

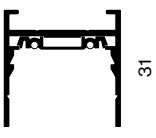

31



Individual grids & room acoustics

EN The NODE Connector lets you create different ceiling patterns from up to six MOVE IT 25 profiles per node. Attractive geometric shapes are created by connecting the profiles at a 60° or 90° angle. Create seamless 90° corners with a special corner connector. Simply extend the MOVE IT Suspended System with triangular and square acoustic elements for optimised room acoustics. Curved elements and special corner connectors that are rotated 35° to the left and right provide even more design freedom.

FR Avec le connecteur NODE, il vous est possible de créer divers motifs au plafond à partir d'un nombre de profilés MOVE IT 25 pouvant aller jusqu'à six par intersection. En reliant les profilés en angle de 60 ou 90°, on obtient de belles formes géométriques. Pour une optimisation supplémentaire de l'acoustique de la salle, le système MOVE IT Suspended peut facilement être étendu avec des éléments acoustiques triangulaires et carrés. Et pour une plus grande liberté de conception, rien de tel que les éléments incurvés et les raccords d'angle spéciaux pivotant de 35° vers la gauche et la droite.

XPECTRUM LED

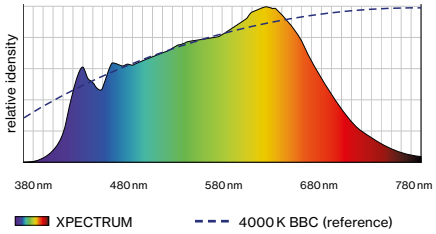

Commercially available LED 4000 K

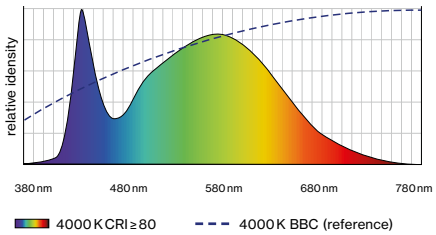

Full-spectrum LED

EN XAL's new XPECTRUM LEDs deliver healthy, biologically effective light. The reduced blue light and increased cyan values reduce the blue light hazard for the eye to daylight-equivalent levels. The resulting non-visual, so-called melanopic light effect, improves concentration and increases sleep quality. The excellent colour rendering of IES TM 30-15 $R_f = 98$ and $R_g = 101$ further helps visual comfort.

FR La nouvelle LED XPECTRUM de XAL fournit une lumière saine et adaptée au rythme circadien. La réduction de la lumière bleue ainsi que l'augmentation des valeurs cyan réduisent le risque que représente pour l'œil la lumière bleue, retrouvant un niveau similaire à celui de la lumière du jour. Il en résulte un effet d'éclairage non visuel, dit mélanopique, qui favorise la concentration et améliore la qualité du sommeil. L'excellent rendu des couleurs de l'IES TM 30-15 $R_f = 98$ et $R_g = 101$ constitue un autre atout pour le confort visuel.

Optical accessories

EN Use a wide range of optical accessories to adapt spotlights for special applications. The optical light accessories can be attached or removed in one easy step and provide glare-free light at any point.

FR Utilisez divers accessoires optiques pour adapter les spots pour des applications spéciales. Les accessoires optiques d'éclairage se posent ou se retirent en un tournemain et assurent à tout endroit un éclairage non éblouissant.

Magnetic attachment

EN MOVE IT Insets are mounted without tools and magnetically fixed within the profile. They can, therefore, be adjusted and adapted according to the lighting requirements with just one movement.

FR Les inserts MOVE IT se montent sans outil et se fixent par voie magnétique dans le profilé. Ainsi, ils peuvent être ajustés et adaptés à volonté en un tournemain – selon les exigences relatives à l'éclairage.

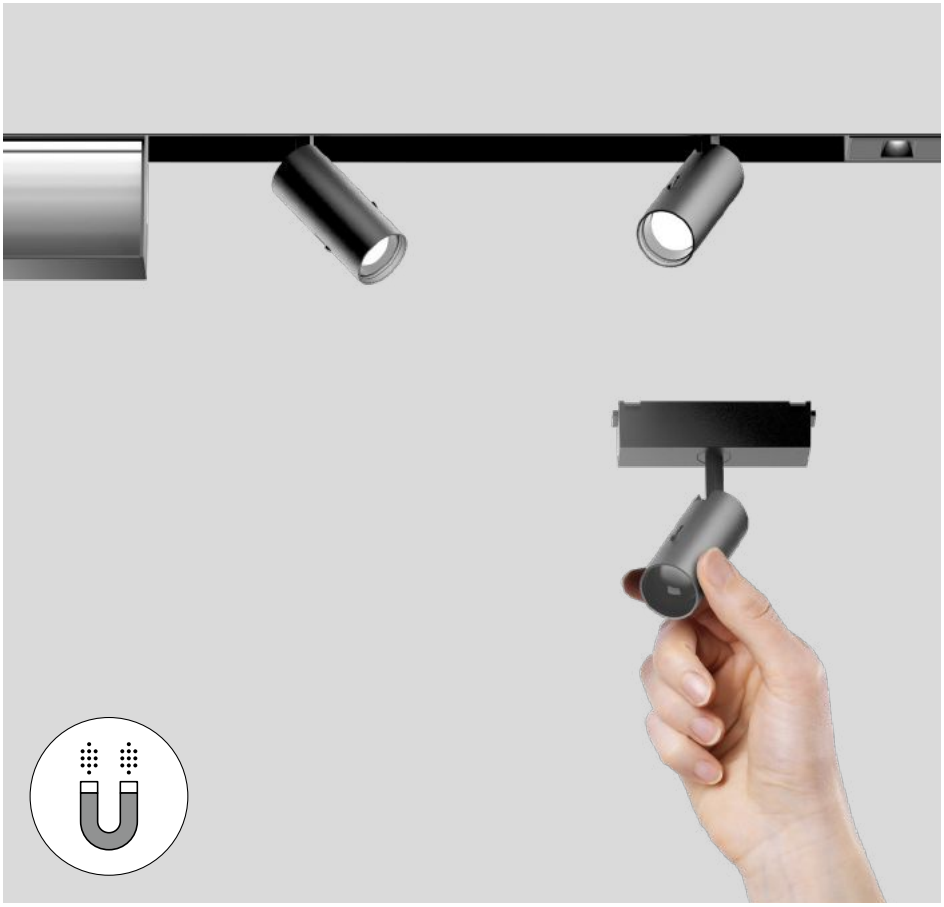

Control options

EN MOVE IT Insets are available with DALI-2 and can be controlled individually. Configuration and control are simply done via DALI. As the open DALI communication standard is fully supported, all compatible luminaires can be easily integrated into the system. The Wireless-to-DALI Inset enables wireless control of DALI luminaire systems by using a communication module.

FR Les inserts MOVE IT sont disponibles avec DALI-2 et peuvent être commandés individuellement. La configuration et la commande se font via DALI, en toute simplicité. La norme de communication ouverte DALI étant pleinement prise en charge, tous les luminaires compatibles peuvent être facilement intégrés au système. L'insert Wireless to DALI permet la commande sans fil de systèmes de luminaires DALI au moyen d'un module de communication.

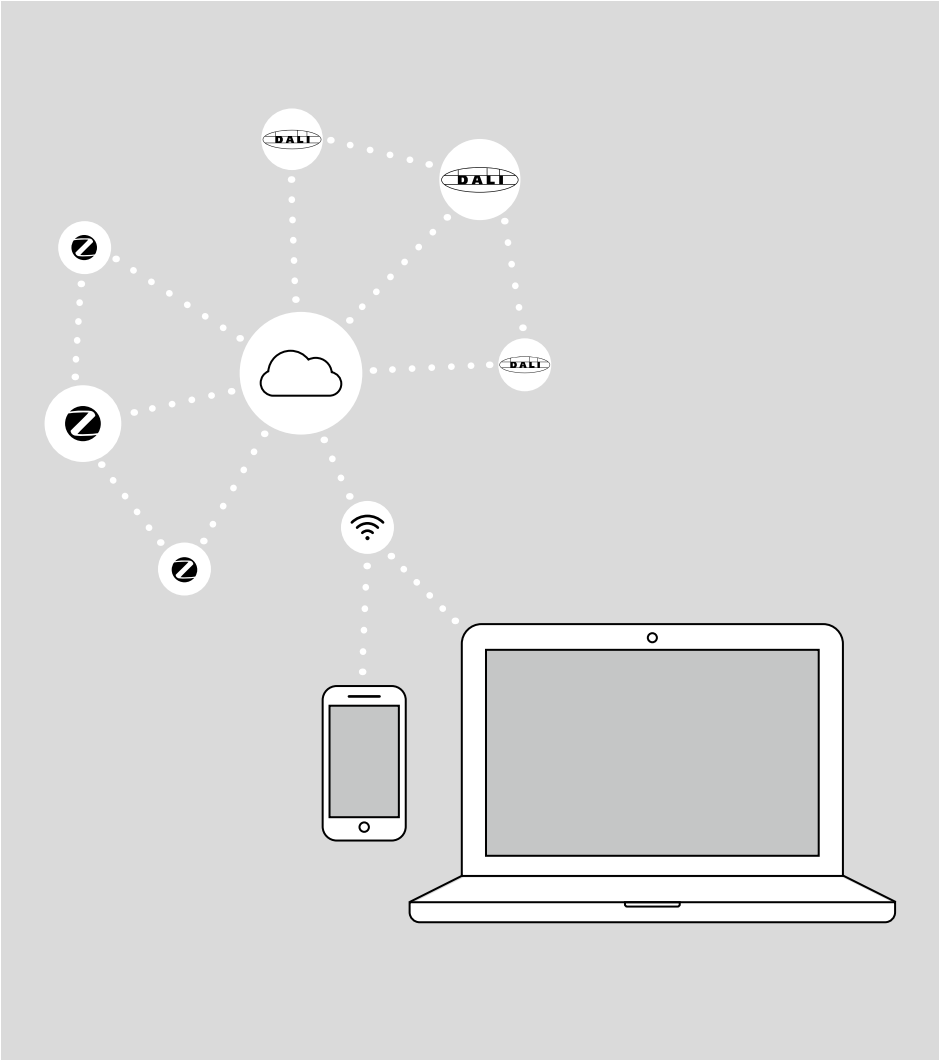

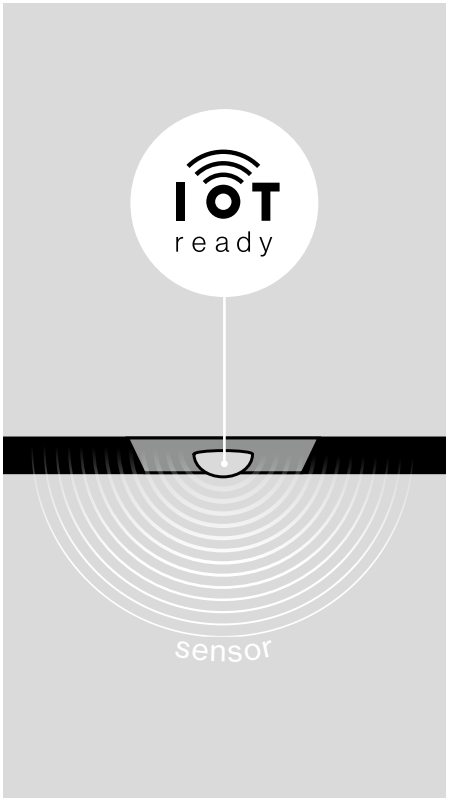

IoT ready

EN IoT ready refers to the possibility of equipping luminaires with smart sensor technology. You receive valuable information, such as your lighting system's energy consumption or your rooms' utilisation over the day. You can set shut-off delay times and brightness values or plan time-controlled light sequences. The sensor is magnetically inserted into the track system like a spotlight and can be individually configured without restriction by existing standards.

FR Le terme « IoT ready » signifie qu'il est possible d'équiper les luminaires d'une technologie de capteurs intelligents, qui fournit des informations précieuses telles que la consommation d'énergie de votre système d'éclairage ou l'utilisation de vos pièces au cours de la journée. Vous pouvez également définir des durées de fonctionnement de l'éclairage et des valeurs de luminosité, ou planifier des séquences lumineuses à durée définie. Inséré magnétiquement dans le système de rails comme le serait un projecteur, le capteur peut être configuré à volonté, sans être contraint par des normes existantes.

back

Quickinfo

3000 K
CRI ≥ 90, 2 SDCM
up to 117 lm/W
L80 @ 50 000 h
non DIM, DALI-2

Types

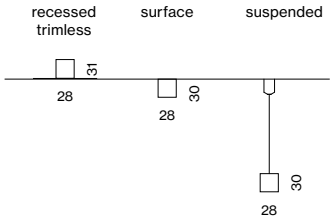

connector

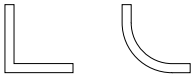

corner curve

Colours

standard

xal.com/colours

MOVE IT 25 S system

trimless / surface / suspended

EN Thin extruded aluminium profile with 31 mm height and 28 mm width groove; optionally for trimless installation in plasterboard ceilings (wall or ceiling mounting) with 12.5 mm ceiling thickness; or for wall-/ceiling surface mounting or suspended mounting (cable suspension, height adjustment without tools, incl. black feed); optional with indirect light component for additional accentuation of the ceiling; for lighting systems; linear, 90° angle connectors or 90° CURVE segment; with integrated power track profile for take off of supply voltage and DALI signal; surface anodised or powder coated; insets can be installed flexibly and without tools by means of magnetic holders + locking

FR Profil extrudé en aluminium plat avec 31 mm de hauteur et 28 mm de largeur de joint ; au choix pour un encastrement sans bord dans des plafonds en placoplâtre (montage mural ou au plafond) d'une épaisseur de 12,5 mm ; ou pour un montage en surface au mur ou au plafond ou pour un montage suspendu (suspension par câble, réglage de la hauteur sans outil, câble d'alimentation noir inclus) ; en option avec composants lumineux indirects pour une accentuation supplémentaire du plafond ; pour les systèmes d'éclairage ; linéaire, connecteur d'angle 90° ou segment CURVE 90° ; avec profil de rail intégré pour fixation d'alimentation électrique et signal DALI ; surface anodisé ou thermolaquée ; montage flexible et sans outil de éléments grâce au support magnétique + verrouillage



custom cut on building site

Order options

CONTROL

non DIM	1
DALI-2	3

MATERIAL COLOUR

● jet black RAL 9005

Options on request

CONNECTOR

T-connector

X-connector

INSTALLATION TRACK

acoustic soft ceilings

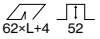

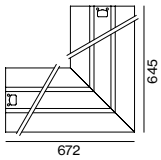

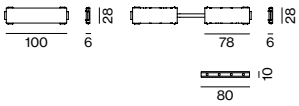

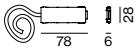

MOVE IT 25 S trimless

DALI-2 | 48V | TRACK max. 6,67 A | pending

INSTALLATION TRACK

L (mm)		ORDER CODE
617	channel	050-72120▲▼8
1217	channel	050-72140▲▼8
2417	channel	050-72180▲▼8
3622	channel	050-72190▲▼8
cust. cut	channel (non DIM)	E83131····8
cust. cut	channel (DALI-2)	E83141····8
672x645	channel corner* 90°	050-72110▲▼8
661x661	channel corner* ceiling to wall 90°	050-72111▲▼8

*incl. electrical connector set

Accessories

END CAPS

TYPE	ORDER CODE
end caps (pair)	050-7210008

BLIND COVER

L (mm)	ORDER CODE
1217	050-7004008
2417	050-7008008
3622	050-7009008
custom cut	E83000····8B

blind cover can be shortened as desired

CONNECTOR SET

TYPE	ORDER CODE
linear connector (non DIM, DALI-2)	050-2031130
linear connector flexible	050-20321▲▼0
mechanical linear connector (pair)	050-2011110

POWER FEEDER UNIT

TYPE	ORDER CODE
non DIM 2×2,5 mm²	050-2020110
DALI-2 2×2,5 + 2×0,5 mm²	050-2020130

cable length 500 mm

Electrical accessories

see page 708

back

Order options

CONTROL

non DIM	1
DALI-2	3

MATERIAL COLOUR

● jet black RAL 9005	8
◒ traffic white 9016 / jet black 9005	P
◒ gold dust 260-M / jet black 9005	G
special colours* p. 992	X

*inside always in black

MATERIAL COLOUR ACCESSORIES

○ traffic white RAL 9016	7
● jet black RAL 9005	8

MATERIAL COLOUR CABLE SUSPENSION

chrome	0
black	8

Options on request

CONNECTOR

T-connector
X-connector

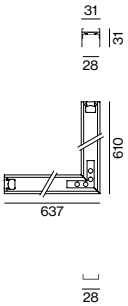

MOVE IT 25 S surface / suspended

DALI-2 | 48V | TRACK max. 6,67 A | pending | CB pending

INSTALLATION TRACK / BLIND COVER

L (mm)		ORDER CODE
620	channel	050-73120
1220	channel	050-73140
2420	channel	050-73180
3625	channel	050-73190
cust. cut	channel (non DIM)	E83151····
cust. cut	channel (DALI-2)	E83161····
637x610	channel corner* 90°	050-73110
666x666	channel corner* ceiling to wall 90°	050-73111

*incl. electrical connector set

1217	blind cover	050-7004008
2417	blind cover	050-7008008
3622	blind cover	050-7009008
cust. cut	blind cover	E83000···· 8B

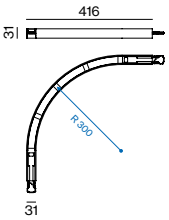

CURVE CONNECTOR

TYPE	ORDER CODE
mechanical & electrical R 300 mm	050-731303
mechanical R 300 mm	050-731311

Accessories

END CAPS

TYPE	ORDER CODE
end caps (pair)	050-731000

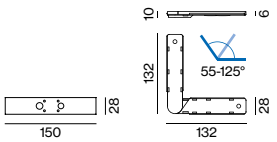

CONNECTOR SET

TYPE	ORDER CODE
mechanical linear conn. incl. 1500 mm cable susp.	050-201131
mechanical linear connector surface	050-2011210
mechanical & electrical linear connector	050-2031230
mechanical & electrical corner connector flex	050-2032238

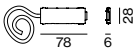

POWER FEEDER UNIT

TYPE	ORDER CODE
non DIM 2 × 2,5 mm²	050-2022110
DALI-2 2 × 2,5 + 2 × 0,5 mm²	050-2022130

cable length 2000 mm

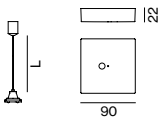

CEILING FASTENER / CABLE SUSPENSION / CANOPY

TYPE	L (mm)	ORDER CODE
ceiling fastener	10	050-204111
cable suspension	1500	005-215211
canopy		005-231121

*use every 1200 mm

Electrical accessories

see page 708

Order options

COLOUR TEMPERATURE

3000 K

CONTROL

non DIM	1
DALI-2	3

MATERIAL COLOUR

● jet black RAL 9005	8
◪ traffic white 9016 / jet black 9005	P
◪ gold dust 260-M / jet black 9005	G
special colours* ➔ p. 992	X

*inside always in black

MATERIAL COLOUR ACCESSORIES

○ traffic white RAL 9016	7
● jet black RAL 9005	8

MATERIAL COLOUR CABLE SUSPENSION

chrome	0
black	8

Options on request

COLOUR RENDERING INDEX

CRI ≥ 98 XPECTRUM

COLOUR TEMPERATURE

2700 K
4000 K
tunable white 2700 – 6500 K*

*DALI-2 DT8

CONNECTOR

T-connector
X-connector

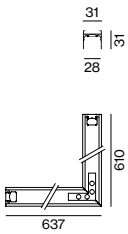

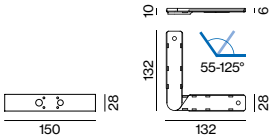

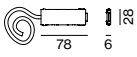

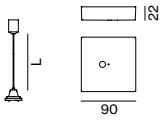

MOVE IT 25 S suspended indirect

CRI ≥ 90 | DALI-2 | 48 V | TRACK max. 6,67 A | pending | CB pending

INSTALLATION TRACK INDIRECT

L (mm)	SYSTEM POWER	LUMINOUS FLUX	ORDER CODE
620	6.2 W	638 lm	050-741250
1220	15 W	1790 lm	050-741450
2420	33 W	3830 lm	050-741850
3625	50 W	5745 lm	050-741950
637x610 corner*	13 W	1530 lm	050-741100

no custom cut on building side; *incl. electrical connector set

1217	blind cover	050-7004008
2417	blind cover	050-7008008
3622	blind cover	050-7009008
cust. cut	blind cover	E83000····8B

Accessories

END CAPS

TYPE	ORDER CODE
end caps (pair)	050-731000

CONNECTOR SET

TYPE	ORDER CODE
mechanical linear conn. incl. 1500 mm cable susp.	050-201131
mechanical & electrical linear connector	050-203123 0
mechanical & electrical corner connector flex	050-203223 8

POWER FEEDER UNIT

TYPE	ORDER CODE
non DIM 2 × 2,5 mm²	050-202211 0
DALI-2 2 × 2,5 + 2 × 0,5 mm²	050-202213 0

cable length 2000 mm

CABLE SUSPENSION / CANOPY

TYPE	L (mm)	ORDER CODE
cable suspension	1500	005-215211
canopy		005-231121

*use every 1200 mm

Electrical accessories

see page 708

LUMINOUS FLUX value calculated for 3000 K, CRI ≥ 90, colour white / black

MOVE IT 25 system

trimless / surface / suspended

EN Extruded aluminium profile with 28 mm width groove; for trimless installation in plasterboard ceilings (wall or ceiling mounting) with 12.5 mm ceiling thickness; or for wall-/ ceiling surface mounting or suspended mounting (cable suspension, height adjustment without tools, incl. black feed); optional indirect light component for additional accentuation of the ceiling; for lighting systems; linear, 90° angle connectors or 90° CURVE segment; node connectors, up to 6 profile connection options; with power track profile for take off of supply voltage and DALI signal; surf. anod. or powder coated; insets can be installed flexibly and without tools by means of magnetic holders + locking; sound absorbing accessories available

FR Profil extrudé en aluminium avec 28 mm de largeur de joint ; pour montage sans bord dans des plafonds en placoplâtre (murales ou au plafond) de 12,5 mm ; ou pour un montage en surface au mur ou au plafond ou pour un montage suspendu (suspension par câble, réglage de la hauteur sans outil, câble d'alimentation noir inclus) ; en option composants lumineux indirects pour une accentuation supplémentaire du plafond ; pour les systèmes d'éclairage ; linéaire, connecteur d'angle 90° ou segment CURVE 90° ; jonctions avec jusqu'à 6 options de raccordement ; avec profil de rail pour la captation de la tension d'alimentation et signal DALI; surf. anod. ou thermolaquée ; montage flexible et sans outil de éléments grâce au support magnétique + verrouillage ; accessoires doté de propriétés d'absorption acoustique

Quickinfo

3000 K
CRI ≥ 90, 2 SDCM
up to 117 lm/W
L80 @ 50 000 h
non DIM, DALI-2

Types

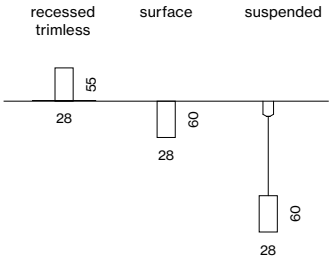

connectors

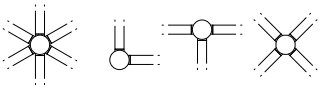

node flex
node fix (LTX)

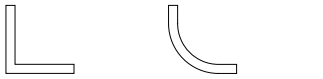

corner
curve

Colours

standard
xal.com/colours



custom cut on building site

acoustic elements (p. 772)

Order options

CONTROL

non DIM	1
DALI-2	3

MATERIAL COLOUR

● jet black RAL 9005

Options on request

CONNECTOR

T-connector
X-connector

INSTALLATION TRACK

acoustic soft ceilings



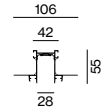

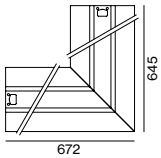

MOVE IT 25 trimless

DALI-2 | 48V | TRACK max. 6,67 A | pending | CB pending

INSTALLATION TRACK

L (mm)		ORDER CODE
617	channel	050-72020◆8
1217	channel	050-72040◆8
2417	channel	050-72080◆8
3622	channel	050-72090◆8
cust. cut	channel (non DIM)	E83031····8
cust. cut	channel (DALI-2)	E83041····8
672x645	channel corner* 90°	050-72010◆8
661x661	channel corner* ceiling to wall 90°	050-72011◆8

*incl. electrical connector set

Accessories

END CAPS

TYPE	ORDER CODE
end caps (pair)	050-7200008

BLIND COVER

L (mm)	ORDER CODE
1217	050-7004008
2417	050-7008008
3622	050-7009008
custom cut	E83000····8B

blind cover can be shortened as desired

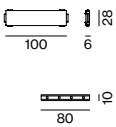

CONNECTOR SET

TYPE	ORDER CODE
linear connector (non DIM, DALI-2)	050-2031130
linear connector flexible	050-20321◆0
mechanical linear connector (pair)	050-2011110

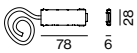

POWER FEEDER UNIT

TYPE	ORDER CODE
non DIM 2×2,5 mm²	050-2020110
DALI-2 2×2,5 + 2×0,5 mm²	050-2020130

cable length 500 mm

Electrical accessories

see page 708

back

Order options

CONTROL

non DIM	1
DALI-2	3

MATERIAL COLOUR INSTALLATION TRACK

jet black RAL 9005	8
traffic white 9016 / jet black 9005	P
gold dust 260-M / jet black 9005	G
special colours* p. 992	X

*inside always in black

MATERIAL COLOUR NODE CONNECTOR

traffic white RAL 9016	7
jet black RAL 9005	8
special colours p. 992	X

MATERIAL COLOUR NODE LTX / END CAP

jet black RAL 9005	8
traffic white 9016 / jet black 9005	P
special colours p. 992	X

MATERIAL COLOUR ACCESSORIES

traffic white RAL 9016	7
jet black RAL 9005	8

MATERIAL COLOUR CABLE SUSPENSION

chrome	0
black	8

NODE CONNECTOR MOUNTING TYPE

surface*	1
1500 mm cable susp. chrome	3
1500 mm cable susp. black	4

*only for L/T/X

Electrical accessories

see page 708

Acoustic elements

see page 772

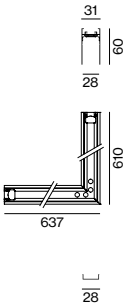

MOVE IT 25 surface / suspended

DALI-2 · 48 V · TRACK max. 6,67 A · pending · CB pending

INSTALLATION TRACK / BLIND COVER

L (mm)		ORDER CODE
620	channel	050-73020
1220	channel	050-73040
2420	channel	050-73080
3625	channel	050-73090
cust. cut	channel (non DIM)	E83051····
cust. cut	channel (DALI-2)	E83061····
637x610	channel corner* 90°	050-73010
666x666	channel corner* ceiling to wall 90°	050-73011

*incl. electrical connector set

1217	blind cover	050-7004008
2417	blind cover	050-7008008
3622	blind cover	050-7009008
cust. cut	blind cover	E83000···· 8B

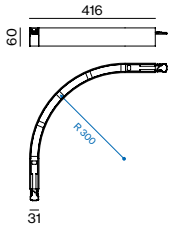

CURVE CONNECTOR

TYPE	ORDER CODE
mechanical & electrical R 300 mm	050-730303
mechanical R 300 mm	050-730311

Accessories

END CAPS

TYPE	ORDER CODE
end caps (pair)	050-730000

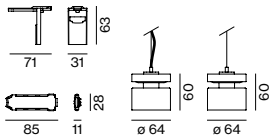

FLEX NODE CONNECTOR

TYPE	ORDER CODE
FLEX NODE surface mounted	050-203333
FLEX NODE surface mounted incl. feeder	050-202243
FLEX NODE cable suspension 1500 mm	050-20331
FLEX NODE cable susp. 1500 mm incl. feeder	050-20222
NODE end cap* incl. electrical connector	050-730010

*order for every node connection (channel to node) 1 end cap

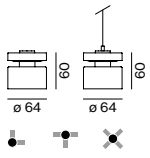

FIX NODE CONNECTOR

TYPE	ORDER CODE
L NODE incl. end cap & electrical connector	050-73054
T NODE incl. end cap & electrical connector	050-73052
X NODE incl. end cap & electrical connector	050-73053

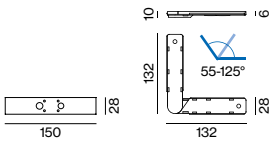

CONNECTOR SET

TYPE	ORDER CODE
mechanical linear conn. incl. 1500 mm cable susp.	050-201131
mechanical linear connector surface	050-2011210
mechanical & electrical linear connector	050-2031230
mechanical & electrical corner connector flex	050-2032238

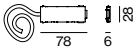

POWER FEEDER UNIT

TYPE	ORDER CODE
non DIM 2×2,5 mm²	050-2022110
DALI-2 2×2,5 + 2×0,5 mm²	050-2022130

cable length 2000 mm

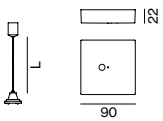

CEILING FASTENER / CABLE SUSPENSION / CANOPY

TYPE	L (mm)	ORDER CODE
ceiling fastener	10	050-204111
cable susp. (use very 1200 mm)	1500	005-215211
canopy		005-231121

Order options

COLOUR TEMPERATURE

3000 K	

CONTROL

non DIM	1
DALI-2	3

MATERIAL COLOUR INSTALLATION TRACK

● jet black RAL 9005	8
◪ traffic white 9016 / jet black 9005	P
◪ gold dust 260-M / jet black 9005	G
special colours* ➔ p. 992	X

*inside always in black

MATERIAL COLOUR NODE CONNECTOR

○ traffic white RAL 9016	7
● jet black RAL 9005	8
special colours ➔ p. 992	X

MATERIAL COLOUR NODE LTX / END CAP

● jet black RAL 9005	8
◪ traffic white 9016 / jet black 9005	P
special colours ➔ p. 992	X

MATERIAL COLOUR ACCESSORIES

○ traffic white RAL 9016	7
● jet black RAL 9005	8

MATERIAL COLOUR CABLE SUSPENSION

chrome	0
black	8

NODE CONNECTOR MOUNTING TYPE

surface*	1
1500 mm cable susp. chrome	3
1500 mm cable susp. black	4

*only for L/T/X

Options on request

COLOUR RENDERING INDEX

CRI ≥ 98 XPECTRUM	

COLOUR TEMPERATURE

2700 K	
4000 K	
tunable white 2700 – 6500 K*	

*DALI-2 DT8

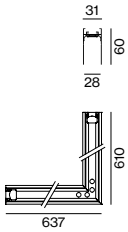

MOVE IT 25 suspended indirect

CRI ≥ 90 | DALI-2 | 48 V | TRACK max. 6,67 A | pending | CB pending

INSTALLATION TRACK INDIRECT

L (mm)	SYSTEM POWER	LUMINOUS FLUX	ORDER CODE
620	6.2 W	638 lm	050-740254
1220	15 W	1790 lm	050-740454
2420	33 W	3830 lm	050-740854
3625	50 W	5745 lm	050-740954
637x610 corner*	13 W	1530 lm	050-741054

*incl. electrical connector set

1217	blind cover	050-700400 8
2417	blind cover	050-700800 8
3622	blind cover	050-700900 8
cust. cut	blind cover	E83000 · · · · 8B

Accessories

END CAPS

TYPE	ORDER CODE
end caps (pair)	050-730000

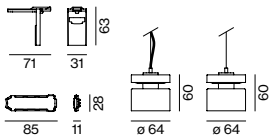

FLEX NODE CONNECTOR

TYPE	ORDER CODE
FLEX NODE cable suspension 1500 mm	050-203314
FLEX NODE cable susp. 1500 mm incl. feeder	050-202224
FLEX NODE end cap* incl. electrical connector	050-730010

*order for every node connection (channel to node) 1 end cap

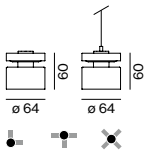

FIX NODE CONNECTOR

TYPE	ORDER CODE
L NODE incl. end cap & electrical connector	050-730544
T NODE incl. end cap & electrical connector	050-730524
X NODE incl. end cap & electrical connector	050-730534

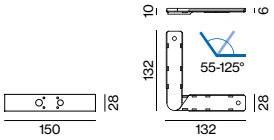

CONNECTOR SET

TYPE	ORDER CODE
mechanical linear conn. incl. 1500 mm cable susp.	050-201131
mechanical & electrical linear connector	050-203123 0
mechanical & electrical corner connector flex	050-203223 8

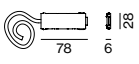

POWER FEEDER UNIT

TYPE	ORDER CODE
non DIM 2 × 2,5 mm²	050-202211 0
DALI-2 2 × 2,5 + 2 × 0,5 mm²	050-202213 0

cable length 2000 mm

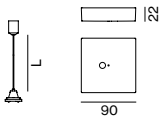

CABLE SUSPENSION / CANOPY

TYPE	L (mm)	ORDER CODE
cable suspension*	1500	005-215211
canopy		005-231121

*use every 1200 mm

Electrical accessories

see page 708

Acoustic elements

see page 772

LUMINOUS FLUX value calculated for 3000 K, CRI ≥ 90, colour white / black

back

Order options

CONTROL

non DIM	1
DALI-2	3

MATERIAL COLOUR

○ traffic white RAL 9016	7
● jet black RAL 9005	8

Electrical accessories

POWER SUPPLY INTRACK supply 220-240 V AC, 48 V, 50-60 Hz

TYPE	EFFICIENCY	MOUNTING	L·W·H (mm)	ORDER CODE
100 W ▣ PC II	η 92 %	intrack	403·26·46	050-2071038
150 W ▣ PC II	η 92 %	intrack	403·26·46	050-2071138

ENEC approved, incl. feeder cable 2000 mm; DALI-2 SELV device integrated

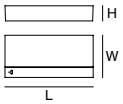

POWER SUPPLY SURFACE supply 220-240 V AC, 48 V, 50-60 Hz

TYPE	EFFICIENCY	MOUNTING	L·W·H (mm)	ORDER CODE
60 W ▣ PC II	η 88 %	surface	305·144·54	050-20551
100 W ▣ PC II	η 92 %	surface	455·104·40	050-20554
150 W ▣ PC II	η 92 %	surface	455·104·40	050-20552
250 W ▣ PC II	η 93 %	surface	455·104·40	050-20555
320 W ⏚ PC I	η 94 %	surface	305·144·54	050-20553

ENEC approved, incl. feeder cable 2000 mm; DALI-2 SELV device integrated

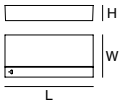

POWER SUPPLY EXTERNAL supply 220-240 V AC, 48 V, 50-60 Hz

TYPE	EFFICIENCY	MOUNTING	L·W·H (mm)	ORDER CODE
60 W ▣ PC II	η 88 %	external	163·43·32	002-62133
100 W ▣ PC II	η 92 %	external	350·30·18	002-62134
150 W ▣ PC II	η 92 %	external	350·30·18	002-62135
250 W ▣ PC II	η 93 %	external	400·40·22	002-62139
320 W ⏚ PC I	η 94 %	external	252·90·44	002-60320

ENEC approved, incl. feeder cable 2000 mm

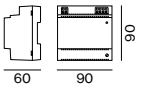

DIN RAIL POWER SUPPLY BASIC 48 V

220–240 V | 50–60 Hz | ▣ PC II | MTBF @ 55° ambient temperature

TYPE	EFFICIENCY / MTBF	W·H·D (mm)	ORDER CODE
96 W	η 89 % / > 300.000 h	90·90·60	005-6520010

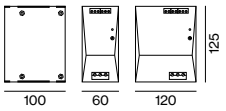

DIN RAIL POWER SUPPLY PRO 48 V

220–240 V | 50–60 Hz | ⏚ PC I | MTBF @ 55° ambient temperature
cascadable max. 5 devices (240 W) or 3 devices (480 W)

TYPE	EFFICIENCY / MTBF	W·H·D (mm)	ORDER CODE
240 W	η 92 % / > 400.000 h	60·125·100	005-6220110
480 W	η 93 % / > 350.000 h	120·125·100	005-6220210

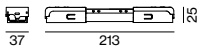

DALI-2 SELV DEVICE

TYPE	L·W·H (mm)	ORDER CODE
control unit	213·37·25	050-2061130

necessary to create DALI-2 SELV signal; DALI power supply integrated

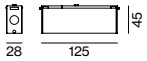

DALI SENSOR

TYPE	L·W·H (mm)	ORDER CODE
ESSENTIAL sensor (brightness & presence)	125·28·45	050-2063178

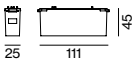

WIRELESS TO DALI-2 CONTROL DEVICE

TYPE	L·W·H (mm)	ORDER CODE
Zigbee 3.0	111·25·45	050-2065130
Casambi	111·25·45	050-2065230

DALI-2 SELV device required

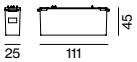

WIRELESS TO DALI-2 REPEATER

TYPE	L·W·H (mm)	ORDER CODE
Zigbee 3.0	111·25·45	050-2066130
Casambi	111·25·45	050-2066230

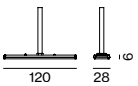

MIDDLE FEED

TYPE	ORDER CODE
non DIM 2×2,5 mm²	050-2038110
DALI-2 2×2,5 + 2×0,5 mm²	050-2038130

cable length 2000 mm

Blique by Nobis
Stockholm, SE –
by Wingårdhs



JUST

spotlight inset 25/25S

Quickinfo

2700K, 3000K, 4000K, TW, CWD
CRI ≥ 90, 2 SDCM
non DIM, DALI-2

L95 @ 50 000 h
JUST 32 focus up to 47 lm/W

L80 @ 50 000 h
JUST 45 up to 72 lm/W

L90 @ 50 000 h
JUST 55 up to 75 lm/W

Types

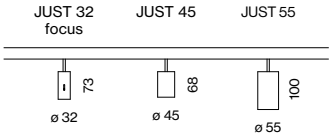

Colours

standard

xal.com/colours

Light distributions

JUST 32 focus

focus

JUST 45

super spot | med. | flood

JUST 55

spot | med. | flood

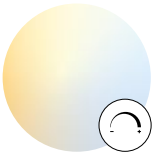

TW 1800–3000K
or 2700–6500K



CWD
2000–3000K

Order options

COLOUR TEMPERATURE

2700 K	4
3000 K	5
4000 K	6
colour warm dim. 2000–3000 K*	
tunable white 1800–3000 K**	
tunable white 2700–6500 K**	

*DALI-2 **DALI-2 DT8

CONTROL

non DIM	1
DALI-2	3

MATERIAL COLOUR

○ traffic white RAL 9016	7
● jet black RAL 9005	8
special colours ➔ p.992	X

BEAM ANGLE JUST 45

medium 23°	M
flood 44°	F

BEAM ANGLE JUST 55

spot 16°	S
medium 28°	M
flood 37°	F

Options on request

OPTICAL ACCESSORIES

elliptical sculpture foil
snoot
colour filter (red, blue, green, etc.)

only for JUST 32 focus

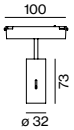

JUST 32 focus 17–43°

CRI ≥90 · DALI 1 ADDR. · 48 V · pending · CB pending

SPOTLIGHT

INSET POWER	LUMINOUS FLUX	ORDER CODE
8.3 W	393 lm	050-0111

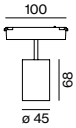

JUST 45

CRI ≥90 · DALI 1 ADDR. · 48 V · pending · CB pending

SPOTLIGHT

INSET POWER	LUMINOUS FLUX	ORDER CODE
6.1 W super spot 8°	297 lm	050-0131 3 V
11 W	788 lm	050-0131
12 W CWD 2000–3000 K	430 lm	050-0131E3
11 W TW 1800–3000 K	555 lm	050-0131L3
11 W TW 2700–6500 K	683 lm	050-0131D3

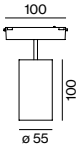

JUST 55

CRI ≥90 · DALI 1 ADDR. · 48 V · pending · CB pending

SPOTLIGHT

INSET POWER	LUMINOUS FLUX	ORDER CODE
15.9 W	1300 lm	050-0143 3
30 W	2090 lm	050-0142 3

Optical accessories

HONEYCOMB LOUVER

TYPE	Ø·H (mm)	ORDER CODE
JUST 32 focus	30·4	007-196516 8
JUST 45	42·3	007-196518 8
JUST 55	50·3	007-196559 8

INSET POWER in watts is the current consumption excluding any ballast
LUMINOUS FLUX value calculated for 3000 K, CRI ≥ 90, colour white, lens flood 2700 K -5 %, 4000 K +5%

Hotel & Restaurant Mühltalhof
Neufelden, AT –
by AllesWirdGut Architekten

Private Residence Århus, DK –
by Friis Moltke Architects
with lighting design by anker & co

Petersen Tegl Copenhagen, DK –
by Annette Petersen & Peter Zinck
with lighting design by anker & co

brick made
brick made

Office of ENTASIS Architects
Copenhagen, DK –
by Christian Cold including lighting
design by Christian Cold / anker & co

DELL

back



reddot award 2019
winner

DESIGN AWARD 2019

PIVOT

graphic light inset 25/25S

Quickinfo

2700 K, 3000 K, TW
CRI ≥ 90, 3 SDCM
up to 146 lm/W
L90 @ 50 000 h
non DIM, DALI-2

Types

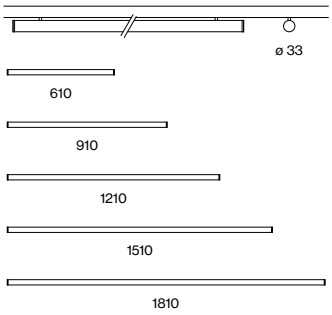

Colour

Light distribution

opal

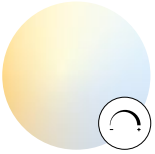

tunable white
1800 – 4000 K

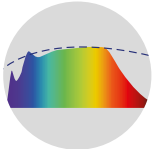

CRI ≥ 98
XPECTRUM

Order options

COLOUR TEMPERATURE

2700 K	4
3000 K	5
tunable white 1800–4000 K*	L

*DALI-2 DT8

CONTROL

non DIM	1
DALI-2	3

MATERIAL COLOUR

● jet black RAL 9005

Options on request

COLOUR RENDERING INDEX

CRI ≥ 98 XPECTRUM

COLOUR TEMPERATURE

4000 K

MATERIAL COLOUR

○ traffic white RAL 9016

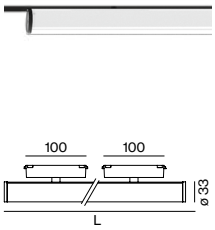

LIGHT INSET 25 S

CRI ≥ 80 | RG 0 IEC 62471 | DALI 1 ADDR. | 48V

PIVOT

INS. POWER	COLOUR TEMP.	LUM. FLUX	L (mm)	ORDER CODE
10 W	2700 K	1260 lm	610	0 5 0 - 1 3 1 2 :: ≎ 8 O
	3000 K	1260 lm		
13 W	2700 K	1900 lm	910	0 5 0 - 1 3 1 3 :: ≎ 8 O
	3000 K	1890 lm		
17 W	2700 K	2530 lm	1210	0 5 0 - 1 3 1 4 :: ≎ 8 O
	3000 K	2530 lm		
22 W	2700 K	3160 lm	1510	0 5 0 - 1 3 1 5 :: ≎ 8 O
	3000 K	3160 lm		
26 W	2700 K	3790 lm	1810	0 5 0 - 1 3 1 6 :: ≎ 8 O
	3000 K	3790 lm		

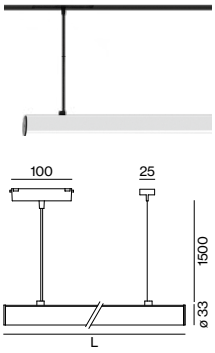

CRI ≥ 80 | RG 0 IEC 62471 | DALI 1 ADDR. | 48V

PIVOT SUSPENDED

INS. POWER	COLOUR TEMP.	LUM. FLUX	L (mm)	ORDER CODE
10 W	2700 K	1260 lm	610	0 5 0 - 0 3 2 2 :: ≎ 8 O
	3000 K	1260 lm		
13 W	2700 K	1900 lm	910	0 5 0 - 0 3 2 3 :: ≎ 8 O
	3000 K	1890 lm		
17 W	2700 K	2530 lm	1210	0 5 0 - 0 3 2 4 :: ≎ 8 O
	3000 K	2530 lm		
22 W	2700 K	3160 lm	1510	0 5 0 - 0 3 2 5 :: ≎ 8 O
	3000 K	3160 lm		

LIGHT INSET 25

CRI ≥ 80 | RG 0 IEC 62471 | DALI 1 ADDR. | 48V

PIVOT

INS. POWER	COLOUR TEMP.	LUM. FLUX	L (mm)	ORDER CODE
10 W	2700 K	1260 lm	610	0 5 0 - 0 3 1 2 :: ≎ 8 O
	3000 K	1260 lm		
13 W	2700 K	1900 lm	910	0 5 0 - 0 3 1 3 :: ≎ 8 O
	3000 K	1890 lm		
17 W	2700 K	2530 lm	1210	0 5 0 - 0 3 1 4 :: ≎ 8 O
	3000 K	2530 lm		
22 W	2700 K	3160 lm	1510	0 5 0 - 0 3 1 5 :: ≎ 8 O
	3000 K	3160 lm		
26 W	2700 K	3790 lm	1810	0 5 0 - 0 3 1 6 :: ≎ 8 O
	3000 K	3790 lm		

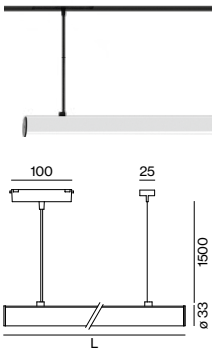

CRI ≥ 80 | RG 0 IEC 62471 | DALI 1 ADDR. | 48V

PIVOT SUSPENDED

INS. POWER	COLOUR TEMP.	LUM. FLUX	L (mm)	ORDER CODE
10 W	2700 K	1260 lm	610	0 5 0 - 0 3 2 2 :: ≎ 8 O
	3000 K	1260 lm		
13 W	2700 K	1900 lm	910	0 5 0 - 0 3 2 3 :: ≎ 8 O
	3000 K	1890 lm		
17 W	2700 K	2530 lm	1210	0 5 0 - 0 3 2 4 :: ≎ 8 O
	3000 K	2530 lm		
22 W	2700 K	3160 lm	1510	0 5 0 - 0 3 2 5 :: ≎ 8 O
	3000 K	3160 lm		

LUMINOUS FLUX value calculated for CRI ≥ 90, colour black

GMACH PKO

Autodesk Krakow, PL –
by The Design Group with
lighting design by Plus Lighting



Büroausbau in Soho
London, UK – by Design Haus
Liberty / DHL with lighting design
by Alkestie Skarlatou, lightinspace

PELIGROSO
DANGER
POLLO
FRITO
NO
REKS

The Raum Bolzano, IT –
by bergundtal gmbh.

Design Fair Marbella, ES –
by Welcome Design

back

FLEXTRACK

system extension 25 / 25 S

EN Thin extruded aluminium profile with 31 mm height and 28 mm width groove; with integrated power track profile for take off of supply voltage and DALI signal; surface anodised or powder coated; for installation in two MOVE IT 25 or 25 S profiles; profile can be installed and moved without tools by means of magnetic holders + locking; mount 360° rotatable and freely slidable on one end; light insets can be installed flexibly and without tools by means of magnetic holders+locking

FR Profil extrudé en aluminium plat avec 31 mm de hauteur et 28 mm de largeur de joint ; avec profil de rail intégré pour fixation d'alimentation électrique et signal DALI ; surface anodisé ou thermolaquée ; à encastrer dans deux profils MOVE IT 25 ou MOVE IT 25 S ; l'profilé peut être inséré et déplacé sans outil grâce au support magnétique + verrouillage ; fixation rotatif à 360° et coulissante à volonté sur une extrémité ; montage flexible et sans outil de éléments lumineux grâce au support magnétique + verrouillage

Quickinfo

non DIM, DALI-2

Types

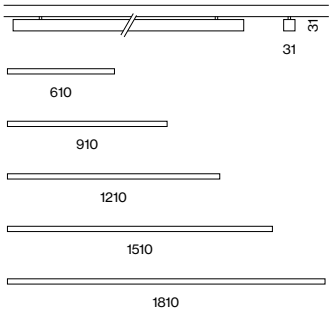

Colours

standard

xal.com/colours

Order options

CONTROL

non DIM	1
DALI-2	3

MATERIAL COLOUR

● jet black RAL 9005	8
◒ traffic white 9016 / jet black 9005	P
◒ gold dust 260-M / jet black 9005	G
special colours* p. 992	X

*inside always in black

MOVE IT 25 S

DALI-2 | 48V

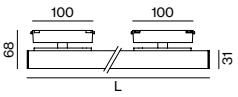

FLEXTRACK

L (mm)	ORDER CODE
610	050-45120
910	050-45130
1210	050-45140
1510	050-45150
1810	050-45160

MOVE IT 25

DALI-2 | 48V

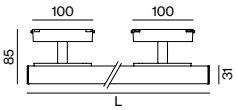

FLEXTRACK

L (mm)	ORDER CODE
610	050-45020
910	050-45030
1210	050-45040
1510	050-45050
1810	050-45060

Jewelery + Optical Store
Ludwigsburg, DE –
by Ippolito Fleitz Group –
Identity Architects



reddot winner 2020

DESIGN AWARD 2020

ARY rod

decorative inset 25/25S

Quickinfo

2700 K, 3000 K, 4000 K, TW
CRI ≥ 90, 3 SDCM
up to 84 lm/W
L90 @ 50 000 h
non DIM, DALI-2

Types

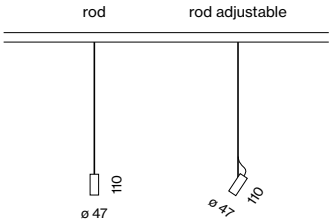

Colours

standard xal.com/colours

Light distributions

med. flood

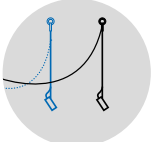

free positioning by ring and hook

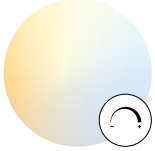

tunable white 2200 – 4000 K

Order options

CABLE SUSPENSION

1500 mm	5
2000 mm with hook*	6

*one ring included

COLOUR TEMPERATURE

2700 K	4
3000 K	5
4000 K	6
tunable white 2200 – 4000 K*	

*DALI-2 DT8

CONTROL

non DIM	1
DALI-2	3

MATERIAL COLOUR

○ traffic white RAL 9016	7
● jet black RAL 9005	8
special colours ➔ p. 992	X

ACCESSORY COLOUR

○ traffic white RAL 9016	7
● jet black RAL 9005	8

BEAM ANGLE

medium 25°	M
flood 44°	F

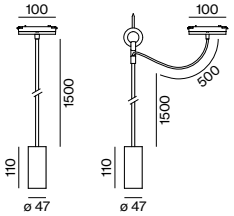

ARY rod

CRI ≥ 90 · 1 ADDR. · 48 V · X-PERT

DOWNLIGHT

INSET POWER	COLOUR TEMP.	LUMINOUS FLUX	ORDER CODE
14 W	2700 K	1050 lm	0 5 0 - 0 ♁ 2 1 ⁘ ◪ ▲
	3000 K	1100 lm	
	4000 K	1180 lm	
5.4 W TW	2200 – 4000 K	284 lm	0 5 0 - 0 ♁ 2 1 D 3 ◪ ▲

ARY rod adjustable

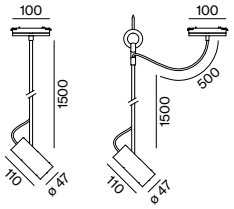

320° · 90° · CRI ≥ 90 · 1 ADDR. · 48 V · X-PERT

SPOTLIGHT

INSET POWER	COLOUR TEMP.	LUMINOUS FLUX	ORDER CODE
14 W	2700 K	1050 lm	0 5 0 - 0 ♁ 3 1 ⁘ ◪ ▲
	3000 K	1100 lm	
	4000 K	1180 lm	
5.4 W TW	2200 – 4000 K	284 lm	0 5 0 - 0 ♁ 3 1 D 3 ◪ ▲

Mounting accessories

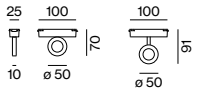

RING track mounted

TYPE	Ø·H (mm)	ORDER CODE
MOVE IT 25 S	50·70	0 5 0 - 1 5 1 0 1 1 ■
MOVE IT 25	50·91	0 5 0 - 0 5 1 0 1 1 ■

RING ceiling mounted

TYPE	Ø·H (mm)	ORDER CODE
MOVE IT 25 S / 25	50·88	0 5 0 - 0 5 1 0 2 1 ■

LUMINOUS FLUX value calculated for CRI ≥ 90, colour white, lens flood

reddot winner 2020

DESIGN AWARD 2020

ARY cable

decorative inset 25/25S

Quickinfo

2700 K, 3000 K, 4000 K, TW
CRI ≥ 90, 3 SDCM
up to 84 lm/W
L90 @ 50 000 h
non DIM, DALI-2

Types

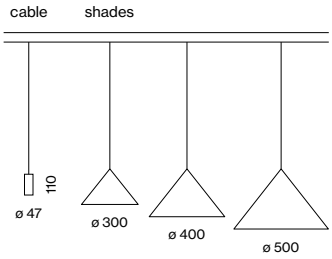

Colours

standard xal.com/colours

shades

Light distributions

med. flood

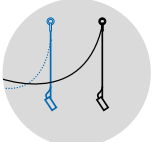

free positioning by ring and hook

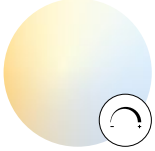

tunable white 2200 – 4000 K

Order options

CABLE SUSPENSION

1500 mm	5
2000 mm with hook*	6

*one ring included

COLOUR TEMPERATURE

2700 K	4
3000 K	5
4000 K	6
tunable white 2200 – 4000 K*	

*DALI-2 DT8

CONTROL

non DIM	1
DALI-2	3

MATERIAL COLOUR

○ traffic white RAL 9016	7
● jet black RAL 9005	8
special colours ➔ p. 992	X

ACCESSORY COLOUR

○ traffic white RAL 9016	7
● jet black RAL 9005	8

BEAM ANGLE

medium 25°	M
flood 44°	F

SHADE COLOUR

velvet beige RAL 085 80 10	C
madeira brown RAL 050 40 40	T
kingfisher grey RAL 230 60 10	L
woodpecker olive RAL 10 50 20	G
○ signal white RAL 9003	W
● signal black RAL 9004	B

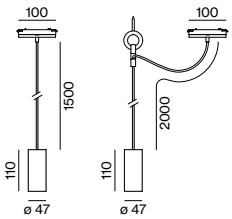

ARY cable

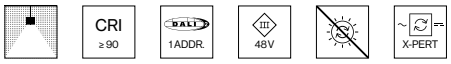

DOWNLIGHT

INSET POWER	COLOUR TEMP.	LUMINOUS FLUX	ORDER CODE
14 W	2700 K	1050 lm	0 5 0 - 0 ♁ 1 1 ⁘ ⇕ ◪ ▲
	3000 K	1100 lm	
	4000 K	1180 lm	
5.4 W TW	2200 – 4000 K	284 lm	0 5 0 - 0 ♁ 1 1 D 3 ◪ ▲

Mounting accessories

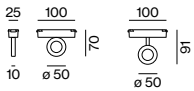

RING track mounted

TYPE	Ø·H (mm)	ORDER CODE
MOVE IT 25 S	50·70	0 5 0 - 1 5 1 0 1 1 ■
MOVE IT 25	50·91	0 5 0 - 0 5 1 0 1 1 ■

RING ceiling mounted

TYPE	Ø·H (mm)	ORDER CODE
MOVE IT 25 S / 25	50·88	0 5 0 - 0 5 1 0 2 1 ■

Optical accessories

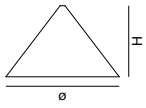

SHADE

TYPE	Ø·H (mm)	ORDER CODE
cone 300	300·188	0 4 9 - 5 9 3 3 1 1 □
cone 400	400·253	0 4 9 - 5 9 3 4 1 1 □
cone 500	500·318	0 4 9 - 5 9 3 5 1 1 □

only available for ARY cable

LUMINOUS FLUX value calculated for CRI ≥ 90, colour white, lens flood

Noma 2.0
Copenhagen, DK –
by BIG with interior design
by Studio David Thulstrup



Gwerder Fidel Energietechnik AG
Ibach, CH – by FORM
Innenarchitektur GmbH

back



TULA

decorative inset 25/25S

Quickinfo

2700 K, 3000 K, TW
CRI ≥ 90, 3 SDCM
up to 75 lm/W
L80 @ 50 000 h
non DIM, DALI-2

Types

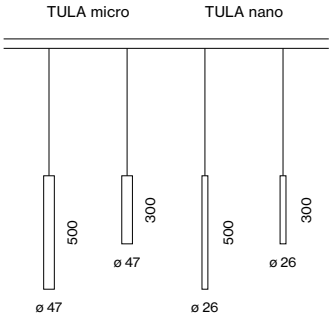

Colours

standard xal.com/colours

Light distributions

med. flood

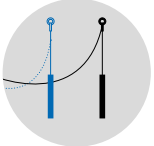

free positioning by ring and hook

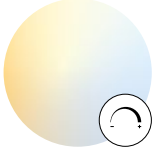

tunable white 2200 – 4000 K

Order options

HOUSING HEIGHT	L
300 mm	0
500 mm	1

CABLE SUSPENSION	
1500 mm	7
2000 mm with hook*	6

*one ring included

COLOUR TEMPERATURE	
2700 K	4
3000 K	5
tunable white 2200 – 4000 K*	

*DALI-2 DT8

CONTROL	
non DIM	1
DALI-2	3

MATERIAL COLOUR	
chrome	4
traffic white RAL 9016	7
jet black RAL 9005	8
special colours p. 992	X

ACCESSORY COLOUR	
traffic white RAL 9016	7
jet black RAL 9005	8

BEAM ANGLE	
medium 25°	M
flood 44°	F

Options on request

COLOUR TEMPERATURE
4000 K

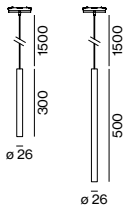

TULA nano suspended

CRI ≥ 90 | DALI 1 ADDR. | 48V

DOWNLIGHT

INSET POWER	COLOUR TEMP.	LUMINOUS FLUX	ORDER CODE
11 W	2700 K	642 lm	0 5 0 - L 1 1
	3000 K	688 lm	

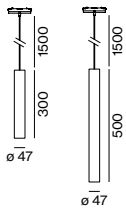

TULA micro suspended

CRI ≥ 90 | DALI 1 ADDR. | 48V

DOWNLIGHT

INSET POWER	COLOUR TEMP.	LUMINOUS FLUX	ORDER CODE
14 W	2700 K	998 lm	0 5 0 - L 1 5
	3000 K	1048 lm	
5.4 W	2200 – 4000 K	254 lm	0 5 0 - L 1 5 D 3

Mounting accessories

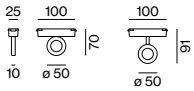

RING track mounted

TYPE	Ø·H (mm)	ORDER CODE
MOVE IT 25 S	50·70	0 5 0 - 1 5 1 0 1 1
MOVE IT 25	50·91	0 5 0 - 0 5 1 0 1 1

RING ceiling mounted

TYPE	Ø·H (mm)	ORDER CODE
MOVE IT 25 S / 25	50·88	0 5 0 - 0 5 1 0 2 1

LUMINOUS FLUX value calculated for CRI ≥ 90, colour white, lens flood

Mape kitchen & interior Putte, BE

Private Residence Århus, DK –
by Friis Moltke Architects with
lighting design by anker & co

Private Residence Linz, AT –
by ARKD, architekturbüro arkade
zt gmbh including lighting design

back

PAL

decorative inset 25 / 25 S

Quickinfo

2700 K, 3000 K
CRI ≥ 90, 3 SDCM
up to 55 lm/W
L80 @ 50 000 h
non DIM, DALI-2
IP 40

Types

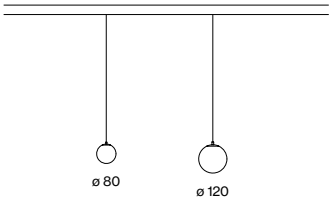

Colours

standard

xal.com/colours

Light distribution

opal

Order options

CABLE SUSPENSION

1500 mm	5
2000 mm with hook*	6

*one ring included

COLOUR TEMPERATURE

2700 K	4
3000 K	5

CONTROL

non DIM	1
DALI-2	3

MATERIAL COLOUR

○ pure white RAL 9010	7
● jet black RAL 9005	8
special colours ➔ p.992	X

ACCESSORY COLOUR

○ pure white RAL 9010	7
● jet black RAL 9005	8

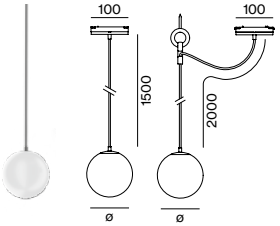

PAL suspended

DOWNLIGHT

INS. POWER	COLOUR TEMP.	LUM. FLUX	Ø (mm)	ORDER CODE
9.1 W	2700 K	472 lm	80	0 5 0 - 1 ♁ 1 1 ⁘ ⇳ ◪
	3000 K	498 lm		
9.1 W	2700 K	472 lm	120	0 5 0 - 1 ♁ 1 3 ⁘ ⇳ ◪
	3000 K	498 lm		

Mounting accessories

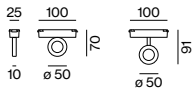

RING track mounted

TYPE	Ø·H (mm)	ORDER CODE
MOVE IT 25 S	50·70	0 5 0 - 1 5 1 0 1 1 ■
MOVE IT 25	50·91	0 5 0 - 0 5 1 0 1 1 ■

RING ceiling mounted

TYPE	Ø·H (mm)	ORDER CODE
MOVE IT 25 S / 25	50·88	0 5 0 - 0 5 1 0 2 1 ■

INSET POWER in watts is the current consumption excluding any ballast
LUMINOUS FLUX value calculated for CRI ≥ 90, colour white, glass

Restaurant
Visualisation

back

wästberg
w201 Extra small pendant

Design by Claesson Koivisto Rune

Quickinfo

2700 K
CRI ≥ 95, 3 SDCM
up to 97 lm / W
L90 @ 50 000 h
non DIM, DALI-2

Types

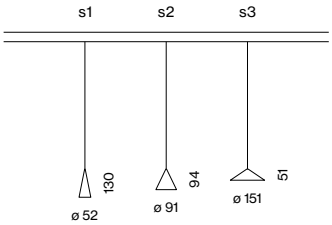

Colours

Order options

CABLE SUSPENSION
3000 mm	5
3000 mm with hook	6

COLOUR TEMPERATURE
2700 K

CONTROL
non DIM	1
DALI-2	3

MATERIAL COLOUR
○ traffic white RAL 9016	7
● jet black RAL 9005	8

ACCESSORY COLOUR
○ pure white RAL 9010	7
● jet black RAL 9005	8

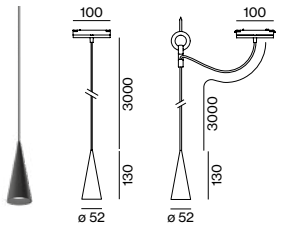

w201 Extra small pendant s1

CRI ≥ 95 · 1 ADDR. · 48 V · HOT PLUG SAFE

DOWNLIGHT

INSET POWER	COLOUR TEMP.	LUMINOUS FLUX	ORDER CODE
6 W	2700 K	445 lm	050-04 3 14 ◪

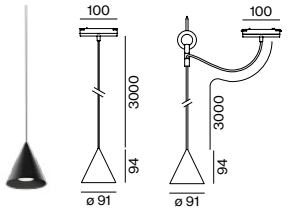

w201 Extra small pendant s2

CRI ≥ 95 · 1 ADDR. · 48 V · HOT PLUG SAFE

DOWNLIGHT

INSET POWER	COLOUR TEMP.	LUMINOUS FLUX	ORDER CODE
6 W	2700 K	509 lm	050-04 3 24 ◪

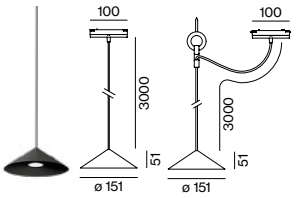

w201 Extra small pendant s3

CRI ≥ 95 · 1 ADDR. · 48 V · HOT PLUG SAFE

DOWNLIGHT

INSET POWER	COLOUR TEMP.	LUMINOUS FLUX	ORDER CODE
6 W	2700 K	579 lm	050-04 3 34 ◪

Mounting accessories

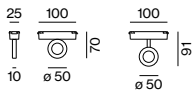

RING track mounted

TYPE	Ø·H (mm)	ORDER CODE
MOVE IT 25 S	50·70	050-15 1011 ■
MOVE IT 25	50·91	050-05 1011 ■

RING ceiling mounted

TYPE	Ø·H (mm)	ORDER CODE
MOVE IT 25 S / 25	50·88	050-05 1021 ■

INSET POWER in watts is the current consumption excluding any ballast
LUMINOUS FLUX value calculated for CRI ≥ 95, colour white

back



SPOT LINE / OPAL

linear inset 25

Quickinfo

2700 K, 3000 K, TW (opal)
CRI ≥ 90, 3 SDCM
SPOT LINE up to 80 lm/W
OPAL up to 109 lm/W
L80 @ 50 000 h
non DIM, DALI-2

Types

MOVE IT 25

SPOT LINE

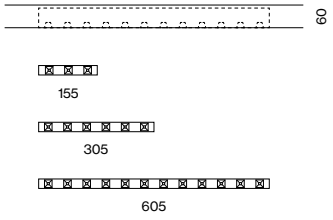

OPAL

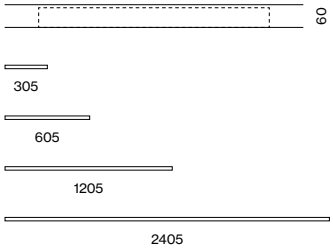

Light distributions



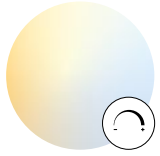

tunable white
1800 – 4000 K

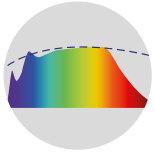

CRI ≥ 98
XPECTRUM

Order options

COLOUR TEMPERATURE

2700 K	4
3000 K	5
tunable white 1800–4000 K*	L

*only available for opal high performance inset | DALI-2 DT8

CONTROL

non DIM	1
DALI-2	3

MATERIAL COLOUR

● jet black RAL 9005

Options on request

COLOUR RENDERING INDEX

CRI ≥ 98 XPECTRUM

COLOUR TEMPERATURE

4000 K

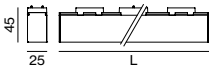

LIGHT INSET 25

UGR ≤ 16 | CRI ≥ 90 | DALI 1 ADDR. | 48 V | pending | CB pending

SPOT LINE

INS. POWER	COLOUR TEMP.	LUM. FLUX	L (mm)	ORDER CODE
3 × 1.4 W	2700 K	309 lm	155	050-0220 :: ≎ 8M
	3000 K	336 lm		
6 × 1.4 W	2700 K	618 lm	305	050-0221 :: ≎ 8M
	3000 K	672 lm		
12 × 1.4 W	2700 K	1240 lm	605	050-0222 :: ≎ 8M
	3000 K	1340 lm		

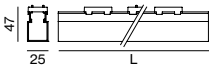

CRI ≥ 90 | RG 0 IEC 62471 | DALI 1 ADDR. | 48 V | pending | CB pending

OPAL HIGH PERFORMANCE

INS. POWER	COLOUR TEMP.	LUM. FLUX	L (mm)	ORDER CODE
5 W	2700 K	445 lm	305	050-0211 :: ≎ 8H
	3000 K	477 lm		
10 W	2700 K	890 lm	605	050-0212 :: ≎ 8H
	3000 K	954 lm		
17 W	2700 K	1780 lm	1205	050-0214 :: ≎ 8H
	3000 K	1910 lm		
35 W	2700 K	3560 lm	2405	050-0218 :: ≎ 8H
	3000 K	3820 lm		

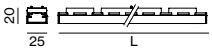

LIGHT INSET 25 S

CRI ≥ 90 | RG 0 IEC 62471 | DALI 1 ADDR. | 48 V | pending | CB pending

OPAL HIGH PERFORMANCE

INS. POWER	COLOUR TEMP.	LUM. FLUX	L (mm)	ORDER CODE
5 W	2700 K	397 lm	305	050-1211 :: ≎ 8H
	3000 K	426 lm		
10 W	2700 K	795 lm	605	050-1212 :: ≎ 8H
	3000 K	851 lm		
17 W	2700 K	1590 lm	1205	050-1214 :: ≎ 8H
	3000 K	1700 lm		
35 W	2700 K	3180 lm	2405	050-1218 :: ≎ 8H
	3000 K	3410 lm		

canyon solution for MOVE IT 25

Light distribution

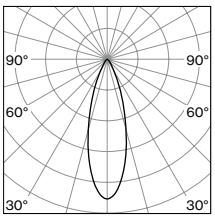

spot line

INSET POWER in watts is the current consumption excluding any ballast
LUMINOUS FLUX value calculated for CRI ≥ 90, colour black

Private Residence Sofia, BG –
by Modify studio, Arch Kamelia
Georgieva

ReFuture Clinic Kiev, UA –
by YODEZEEN Architects with lighting
design by Svetlana Osadcha



Deansgate Square Manchester, UK –
by Lister & Lister with lighting design
by Troup, Bywaters & Anders Lighting



Aertssen Group
Beveren, BE –
by Mertens Architecten

back

WALLWASHER

linear inset 25/25S

Quickinfo

2700 K, 3000 K
CRI ≥ 90, 3 SDCM
WALLWASHER up to 81 lm/W
WW flush up to 77 lm/W
L80 @ 50 000 h
non DIM, DALI-2

Types

MOVE IT 25

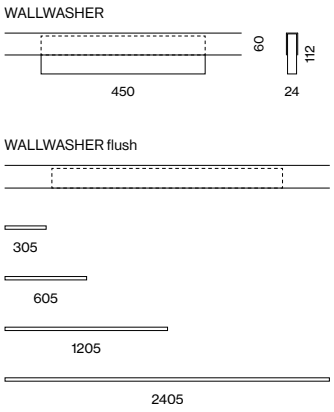

MOVE IT 25 S

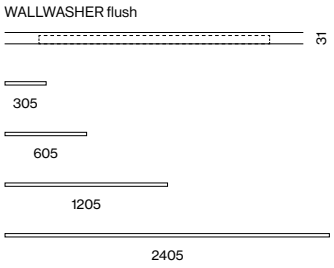

Light distribution

wall
washer

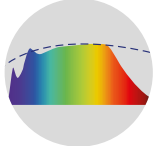

CRI ≥ 98
XPECTRUM

Order options

COLOUR TEMPERATURE

2700 K	4
3000 K	5

CONTROL

non DIM	1
DALI-2	3

MATERIAL COLOUR

● jet black RAL 9005

Options on request

COLOUR RENDERING INDEX

CRI ≥ 98 XPECTRUM

COLOUR TEMPERATURE

4000 K

Light distributions

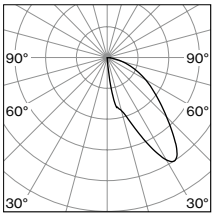

wallwasher

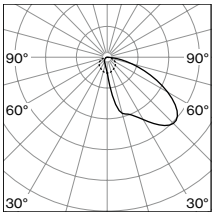

wallwasher flush

INSET POWER in watts is the current consumption excluding any ballast
LUMINOUS FLUX value calculated for CRI ≥ 90, colour black

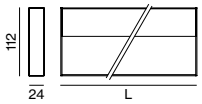

LIGHT INSET 25

CRI ≥90 · DALI 1 ADDR. · 48 V · pending · CB pending

WALLWASHER

INS. POWER	COLOUR TEMP.	LUM. FLUX	L (mm)	ORDER CODE
13 W	2700 K	983 lm	450	050-023238A
	3000 K	1050 lm		

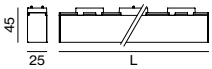

CRI ≥90 · DALI 1 ADDR. · 48 V · pending · CB pending

WALLWASHER FLUSH

INS. POWER	COLOUR TEMP.	LUM. FLUX	L (mm)	ORDER CODE
5 W	2700 K	329 lm	305	050-021138A
	3000 K	367 lm		
11 W	2700 K	658 lm	605	050-021238A
	3000 K	735 lm		
19 W	2700 K	1320 lm	1205	050-021438A
	3000 K	1470 lm		
38 W	2700 K	2630 lm	2405	050-021838A
	3000 K	2940 lm		

Optical accessories

ANTI-GLARE GRID

TYPE	L·W (mm)	ORDER CODE
WALLWASHER FLUSH	303·25	050-023091 8

cluster solution to create anti-glare grid for all lengths

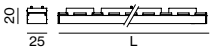

LIGHT INSET 25 S

CRI ≥90 · DALI 1 ADDR. · 48 V · pending · CB pending

WALLWASHER FLUSH

INS. POWER	COLOUR TEMP.	LUM. FLUX	L (mm)	ORDER CODE
5 W	2700 K	329 lm	305	050-121138A
	3000 K	367 lm		
11 W	2700 K	658 lm	605	050-121238A
	3000 K	735 lm		
19 W	2700 K	1320 lm	1205	050-121438A
	3000 K	1470 lm		
38 W	2700 K	2630 lm	2405	050-121838A
	3000 K	2940 lm		

Jewelery + Optical Store
Ludwigsburg, DE –
by Ippolito FleitzGroup – Identity Architects

back



WALL GRAZER / BATWING

linear inset 25 S

Quickinfo

2700 K, 3000 K
CRI ≥ 90, 3 SDCM
WALL GRAZER up to 127 lm/W
BATWING up to 124 lm/W
L80 @ 50 000 h
non DIM, DALI-2

Types

MOVE IT 25 S

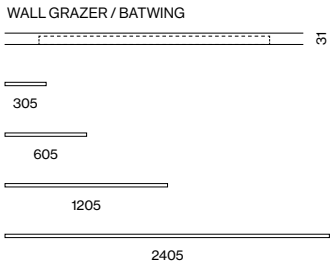

Light distributions

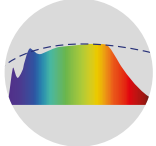

CRI ≥ 98
XPECTRUM

Order options

COLOUR TEMPERATURE

2700 K	4
3000 K	5

CONTROL

non DIM	1
DALI-2	3

MATERIAL COLOUR

● jet black RAL 9005

Options on request

COLOUR RENDERING INDEX

CRI ≥ 98 XPECTRUM

COLOUR TEMPERATURE

4000 K

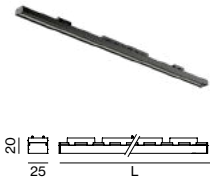

LIGHT INSET 25 S

CRI ≥ 90 | DALI 1 ADDR. | 48 V | pending | CB pending

WALL GRAZER

INS. POWER	COLOUR TEMP.	LUM. FLUX	L (mm)	ORDER CODE
5 W	2700 K	518 lm	305	050-1211 8S
	3000 K	555 lm		
10 W	2700 K	1040 lm	605	050-1212 8S
	3000 K	1110 lm		
17 W	2700 K	2070 lm	1205	050-1214 8S
	3000 K	2220 lm		
35 W	2700 K	4150 lm	2405	050-1218 8S
	3000 K	4440 lm		

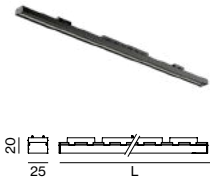

CRI ≥ 90 | DALI 1 ADDR. | 48 V | pending | CB pending

BATWING

INS. POWER	COLOUR TEMP.	LUM. FLUX	L (mm)	ORDER CODE
5 W	2700 K	506 lm	305	050-1211 8B
	3000 K	542 lm		
10 W	2700 K	1010 lm	605	050-1212 8B
	3000 K	1080 lm		
17 W	2700 K	2020 lm	1205	050-1214 8B
	3000 K	2170 lm		
35 W	2700 K	4040 lm	2405	050-1218 8B
	3000 K	4330 lm		

Light distributions

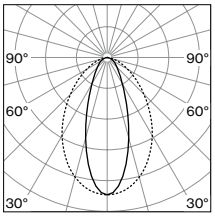

wall grazer

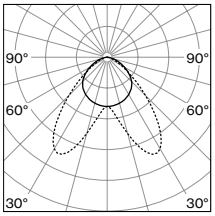

batwing

INSET POWER in watts is the current consumption excluding any ballast
LUMINOUS FLUX value calculated for CRI ≥ 90, colour black

Dental Practice Coornaert - Tandartscentrum Atlas
Kortrijk, BE – by Maison Jane



Quickinfo

PET felt
♻ from recycled material
up to absorption class A

Types

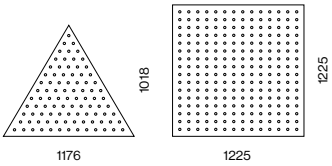

Colours

ACOUSTIC elements

inlay 25

EN Highly effective acoustic element made of self-supporting, recycled PET felt; direct sound is absorbed by the front-mounted fleece, sound reflected from the ceiling by an additional, rear-mounted fleece; this creates high acoustic performance; for installation in the MOVE IT 25 suspended system composed of node connectors and 1220 mm profiles

FR Élément acoustique haute performance en feutre PET recyclé, autoportant ; absorption du bruit direct grâce à la façade en non-tissé, ainsi qu'absorption du bruit réfléchi par le plafond grâce à une couche de non-tissé supplémentaire au dos ; pour de meilleures performances acoustiques ; à insérer dans le système suspendu MOVE IT 25 composé de jonctions et profils d'une longueur de 1220 mm disponibles

Order options

MATERIAL COLOUR

○ white	W
● black	L

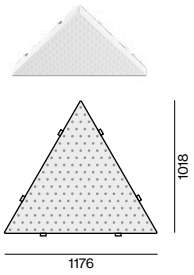

MOVE IT 25 suspended

MOVE IT ACOUSTIC TRIANGLE

TYPE	L·W·H (mm)	ORDER CODE
1200 inlay MOVE IT system*	1176·1018·57	0 5 0 - 2 3 0 1 2 2

*NODE connector + track 1220 mm

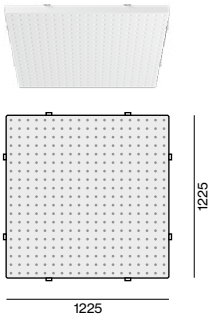

MOVE IT ACOUSTIC SQUARE

TYPE	L·W·H (mm)	ORDER CODE
1200 inlay MOVE IT system*	1225·1225·57	0 5 0 - 2 3 0 2 2 2

*NODE connector + track 1220 mm

ACOUSTIC EXAMPLES

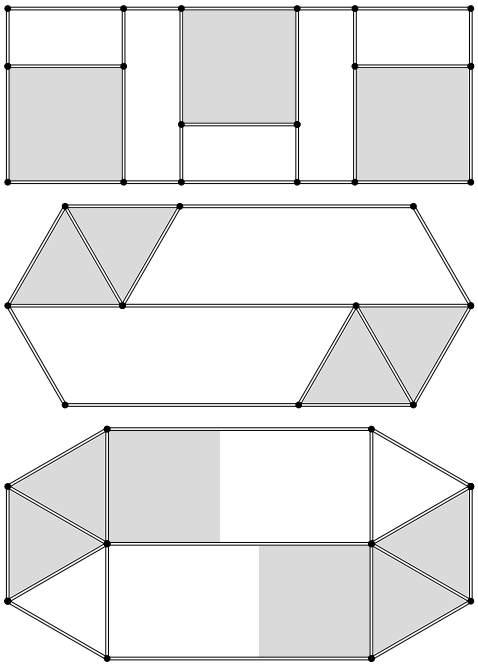

has-to-be gmbH
Radstadt, AT

FlexOffice, Messeturm Basel
Basel, CH

Office on track



MOVE IT 45 system

EN MOVE IT 45 offers glare-free office lighting with the flexibility of a track system. It is available as a suspended version, or as a recessed or surface-mounted variant for wall or ceiling mounting. Indirect light for homogeneous ceiling illumination is available as an option. The profiles are connected using corner elements or NODE connectors. Spotlights, linear office insets, and decorative luminaires are installed in the system without tools and can be flexibly adapted to changes in the room. With just one track system and the appropriate insets, completely different areas in the office – such as workstations, meeting rooms, and corridors – can be individually illuminated and controlled. Square acoustic elements that can be optionally integrated additionally create balanced room acoustics.

FR Un éclairage de bureau non éblouissant, flexible comme un système à rails : MOVE IT 45 est disponible comme variante à encastrer, à monter au mur ou au plafond ou encore à suspendre – en option avec une part de lumière indirecte pour un éclairage homogène du plafond. Les profilés sont reliés au moyen d'éléments d'angle ou de connecteurs NODE. Les spots, les inserts de bureau linéaires et les lampes décoratives s'installent sans outil dans le système et s'adaptent avec flexibilité aux modifications spatiales. Avec un seul système de rails et les inserts correspondants, différentes zones de bureaux – par exemple des postes de travail, des salles de réunion et des couloirs – peuvent être éclairées et gérées de manière individualisée. Des éléments acoustiques carrés intégrables en option permettent de surcroît d'obtenir une acoustique équilibrée.

Type

45

Mountings

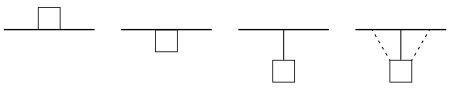

trimless recessed | ceiling | suspended | indirect suspended

Configurations

linear | corner | node

Light distributions

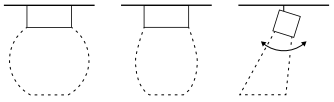

opal | reflector (UGR ≤ 19) | spotlight



Colour variety

EN MOVE IT profiles are available in various standard colours. Further colour variations are also available, granting your project maximum design freedom. You can learn more about our colour palette at xal.com/colours.

FR Les profilés MOVE IT sont disponibles en différentes couleurs standard. En outre, d'autres variantes de couleurs sont disponibles - ce qui vous offre une liberté de création maximale pour vos projets. Vous trouverez plus d'informations sur notre palette de couleurs sur xal.com/colours.

xal.com/colours

Mounting options

EN The elegant MOVE IT 45 System offers a wide variety of installation options: as a trimless recessed or surface-mounted variant for wall or ceiling mounting and suspended. The suspended direct/indirect variant provides additional homogeneous ceiling illumination.

FR L'élégant système MOVE IT 45 offre une grande variété d'options de montage : comme variante sans bord à encastrer ou à monter au mur ou au plafond et suspendu. La variante à suspension directe / indirecte fournit un éclairage du plafond homogène supplémentaire.

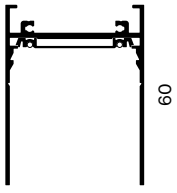

Individual grids & room acoustics

EN The NODE Connector lets you create different ceiling patterns from up to four MOVE IT 45 profiles per node. Create attractive geometric shapes by connecting the profiles at a 90° angle. Special corner connectors that are rotated 35° to the left and right provide even more design freedom. Simply extend the MOVE IT Suspended System with square acoustic elements for optimised room acoustics.

FR Avec le connecteur NODE, il vous est possible de créer divers motifs au plafond à partir d'un nombre de profilés MOVE IT 45 pouvant aller jusqu'à quatre par intersection. En reliant les profilés en angle de 90°, on obtient de belles formes géométriques. Et pour une plus grande liberté de conception, rien de tel que les raccords d'angle spéciaux pivotant de 35° vers la gauche et la droite. Pour une optimisation supplémentaire de l'acoustique de la salle, le système MOVE IT Suspended peut facilement être complété d'éléments acoustiques carrés.



XPECTRUM LED

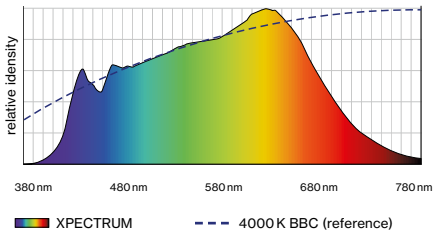

Commercially available LED 4000 K

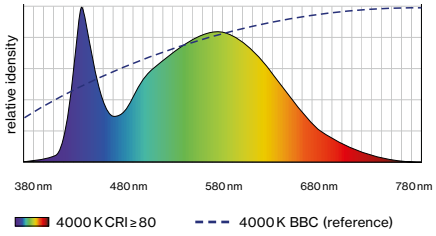

Full-spectrum LED

EN XAL's new XPECTRUM LEDs deliver healthy, biologically effective light. The reduced blue light and increased cyan values reduce the blue light hazard for the eye to daylight-equivalent levels. The resulting non-visual, so-called melanopic light effect, improves concentration and increases sleep quality. The excellent colour rendering of IES TM 30-15 $R_f = 98$ and $R_g = 101$ further helps visual comfort. These LEDs are available for different MOVE IT System insets and indirect insets.

FR La nouvelle LED XPECTRUM de XAL fournit une lumière saine et adaptée au rythme circadien. La réduction de la lumière bleue ainsi que l'augmentation des valeurs cyan réduisent le risque que représente pour l'œil la lumière bleue, retrouvant un niveau similaire à celui de la lumière du jour. Il en résulte un effet d'éclairage non visuel, dit mélanopique, qui favorise la concentration et améliore la qualité du sommeil. L'excellent rendu des couleurs de l'IES TM 30-15 $R_f = 98$ et $R_g = 101$ constitue un autre atout pour le confort visuel. Les normes de communication ouvertes Zigbee et DALI étant pleinement prises en charge, tous les luminaires compatibles peuvent être facilement intégrés au système.

Variety of office reflector insets

EN Office lighting faces various requirements, ranging from standards for workplace lighting (UGR ≤ 19), homogeneous basic illumination, to spot accentuation. Changing the design or use of office space also requires a flexible lighting solution. MOVE IT 45 responds to this with a wide range of lighting insets that are easily installed and replaced in the track system.

FR L'éclairage des bureaux doit répondre à différentes exigences : depuis l'éclairage normalisé du poste de travail (UGR ≤ 19) en passant par l'éclairage ambiant uniforme et jusqu'aux points d'accentuation. La conception variable ou l'utilisation des locaux de bureaux nécessite également une solution d'éclairage flexible. MOVTE IT 45 y répond parfaitement avec divers inserts lumineux qui peuvent être assemblés et échangés facilement dans le système de rails.

Light optics

medium square

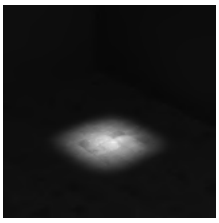

flood square



rectangular

wallwasher

wallwasher floor

Inset variety

L1 Applications

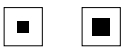

L2 Applications

L4 Applications

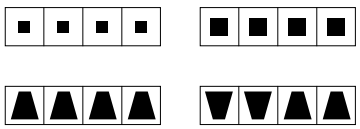

L6 Applications

L10 OFFICE UGR ≤ 19

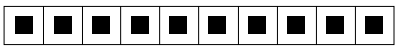

L24 OFFICE UGR ≤ 19

OPAL

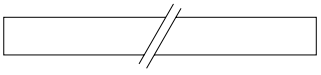

Control options

EN MOVE IT Insets are available with DALI-2 and can be controlled individually. Configuration and control are simply done via DALI. As the open DALI communication standard is fully supported, all compatible luminaires can be easily integrated into the system. The Wireless-to-DALI Inset enables wireless control of DALI luminaire systems by using a communication module.

FR Les inserts MOVE IT sont disponibles avec DALI-2 et peuvent être commandés individuellement. La configuration et la commande se font via DALI, en toute simplicité. La norme de communication ouverte DALI étant pleinement prise en charge, tous les luminaires compatibles peuvent être facilement intégrés au système. L'insert Wireless to DALI permet la commande sans fil de systèmes de luminaires DALI au moyen d'un module de communication.

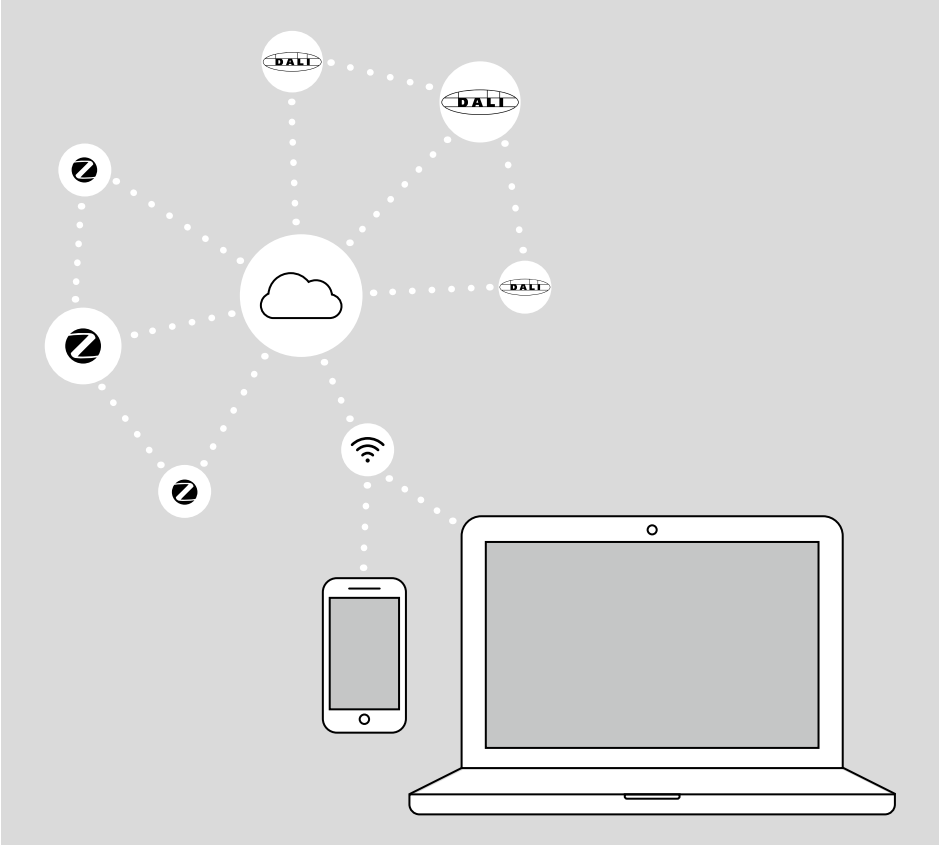



IoT ready

EN IoT ready refers to the possibility of equipping luminaires with smart sensor technology. You receive valuable information, such as your lighting system's energy consumption or your rooms' utilisation over the day. You can set shut-off delay times and brightness values or plan time-controlled light sequences. The sensor is magnetically inserted into the track system like a spotlight and can be individually configured without restriction by existing standards.

FR Le terme « IoT ready » signifie qu'il est possible d'équiper les luminaires d'une technologie de capteurs intelligents, qui fournit des informations précieuses telles que la consommation d'énergie de votre système d'éclairage ou l'utilisation de vos pièces au cours de la journée. Vous pouvez également définir des durées de fonctionnement de l'éclairage et des valeurs de luminosité, ou planifier des séquences lumineuses à durée définie. Inséré magnétiquement dans le système de rails comme le serait un projecteur, le capteur peut être configuré à volonté, sans être contraint par des normes existantes.

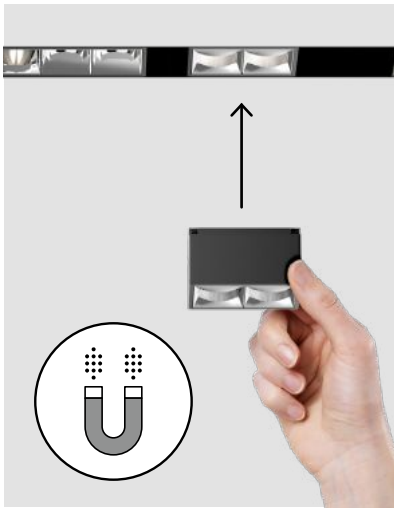

Magnetic attachment

EN MOVE IT Insets are mounted without tools and magnetically fixed within the profile. They can, therefore, be adjusted and adapted according to the lighting requirements with just one movement.

FR Les inserts MOVE IT se montent sans outil et se fixent par voie magnétique dans le profilé. Ainsi, ils peuvent être ajustés et adaptés à volonté en un tournemain – selon les exigences relatives à l'éclairage.

MOVE IT 45 system

trimless / surface / suspended

EN Extruded aluminium profile with 45 mm width groove; for trimless installation in plasterboard ceilings (wall or ceiling mounting) with 12.5 mm ceiling thickness; or for wall-/ceiling surface mounting or suspended mounting (cable suspension, height adjustment without tools, incl. black feed); optional with indirect light component for additional accentuation of the ceiling; for lighting systems, 90° angle connectors for flexible system design; node connectors, up to 4 profile connection options; with power track profile for take off of supply voltage and DALI signal; surf. anod. or powder coated; insets can be installed flexibly and without tools by means of magnetic holders + locking; sound absorbing accessories available

FR Profil extrudé en alu avec 45 mm de largeur de joint ; montage sans bord dans des plafonds en placoplâtre (murales ou au plafond) de 12,5 mm ; ou montage en surface au mur ou au plafond ou pour montage suspendu (susp. par câble, réglage hauteur sans outil, câble d'alim. noir inclus) ; en option avec composants lum. indirects pour une accentuation suppl. du plafond ; pour systèmes d'éclairage, équerres de raccordement 90° pour structure de système flexible ; jonctions avec jusqu'à 4 options de raccordement ; avec profil de rail pour la captation de la tension d'alim. et signal DALI; surf. anod. ou thermolaquée ; montage flex. et sans outil des éléments avec support magnétique + verrouillage ; accessoires avec propriétés d'absorption acoustique

Quickinfo

3000 K
CRI ≥ 90, 2 SDCM
up to 117 lm/W
L80 @ 50 000 h
non DIM, DALI-2

Types

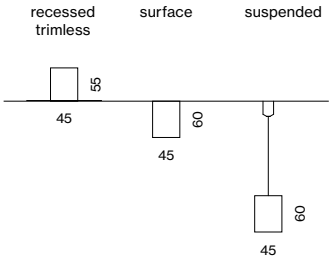

connectors

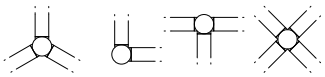

node
node fix (LTX)

corner

Colours

standard

xal.com/colours



custom cut on building site

acoustic elements (p. 806)

Order options

CONTROL

non DIM	1
DALI-2	3

MATERIAL COLOUR

● jet black RAL 9005

Options on request

CONNECTOR

T-connector
X-connector

INSTALLATION TRACK

acoustic soft ceilings

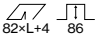

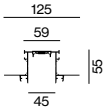

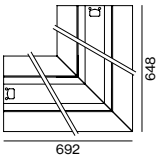

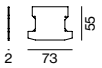

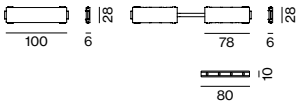

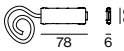

MOVE IT 45 trimless

DALI-2 | 48V | TRACK max. 6,67 A | pending | CB pending

INSTALLATION TRACK

L (mm)		ORDER CODE
617	channel	050-72320◆8
1217	channel	050-72340◆8
2417	channel	050-72380◆8
3622	channel	050-72390◆8
cust. cut	channel (non DIM)	E83551····8
cust. cut	channel (DALI-2)	E83521····8
692x648	channel corner* 90°	050-72310◆8
661x661	channel corner* ceiling to wall 90°	050-72311◆8

*incl. electrical connector set

Accessories

END CAPS

TYPE	ORDER CODE
end caps (pair)	050-72300008

BLIND COVER

L (mm)	ORDER CODE
1217	050-70340008
2417	050-70380008
3622	050-70390008
custom cut	E83500····8B

blind cover can be shortened as desired

CONNECTOR SET

TYPE	ORDER CODE
linear connector (non DIM, DALI-2)	050-20311130
linear connector flexible	050-20321◆0
mechanical linear connector (pair)	050-20111110

POWER FEEDER UNIT

TYPE	ORDER CODE
non DIM 2×2,5 mm²	050-20201100
DALI-2 2×2,5 + 2×0,5 mm²	050-20201300

cable length 500 mm

Electrical accessories

see page 788

back

Order options

CONTROL

non DIM	1
DALI-2	3

MATERIAL COLOUR INSTALLATION TRACK

jet black RAL 9005	8
traffic white 9016 / jet black 9005	P
gold dust 260-M / jet black 9005	G
special colours* p.335	X

*inside always in black

MATERIAL COLOUR NODE CONNECTOR

traffic white RAL 9016	7
jet black RAL 9005	8
special colours p.992	X

MATERIAL COLOUR NODE LTX / END CAP

jet black RAL 9005	8
traffic white 9016 / jet black 9005	P
special colours p.992	X

MATERIAL COLOUR ACCESSORIES

traffic white RAL 9016	7
jet black RAL 9005	8

NODE CONNECTOR MOUNTING TYPE

surface*	1
1500 mm cable susp. chrome	3
1500 mm cable susp. black	4

*only for L/T/X

MATERIAL COLOUR CABLE SUSPENSION

chrome	0
black	8

Electrical accessories

see page 788

Acoustic elements

see page 806

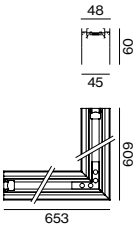

MOVE IT 45 surface / suspended

DALI-2 | 48V | TRACK max. 6,67 A

INSTALLATION TRACK

L (mm)		ORDER CODE
620	channel	050-733201
1220	channel	050-733401
2420	channel	050-733801
3625	channel	050-733901
cust. cut	channel (non DIM)	E83561····
cust. cut	channel (DALI-2)	E83531····
653x609	channel corner* 90°	050-733101
661x661	channel corner* ceiling to wall 90°	050-733111

*incl. electrical connector set

Accessories

END CAPS

TYPE	ORDER CODE
end caps (pair)	050-733000

BLIND COVER

L (mm)	ORDER CODE
1217	050-703400 8
2417	050-703800 8
3622	050-703900 8
custom cut	E83500···· 8B

blind cover can be shortened as desired

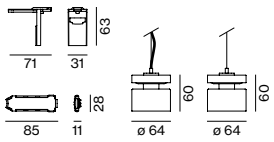

FLEX NODE CONNECTOR

TYPE	ORDER CODE
FLEX NODE surface mounted	050-203333
FLEX NODE surface mounted incl. feeder	050-202243
FLEX NODE cable suspension 1500 mm	050-203311
FLEX NODE cable susp. 1500 mm incl. feeder	050-202222
NODE end cap* incl. electrical connector	050-733010

*order for every node connection (channel to node) 1 end cap

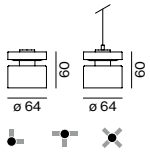

FIX NODE CONNECTOR

TYPE	ORDER CODE
L NODE incl. end cap & electrical connector	050-733541
T NODE incl. end cap & electrical connector	050-733521
X NODE incl. end cap & electrical connector	050-733531

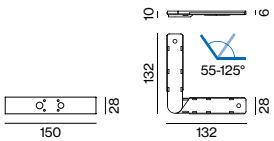

CONNECTOR SET

TYPE	ORDER CODE
mechanical linear conn. incl. 1500 mm cable susp.	050-201131
mechanical linear connector surface	050-201121 0
mechanical & electrical linear connector	050-203123 0
mechanical & electrical corner connector flex	050-203223 8

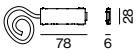

POWER FEEDER UNIT

TYPE	ORDER CODE
non DIM 2×2,5 mm²	050-202211 0
DALI-2 2×2,5 + 2×0,5 mm²	050-202213 0

cable length 2000 mm

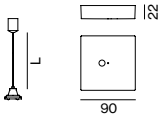

CEILING FASTENER / CABLE SUSPENSION / CANOPY

TYPE	L (mm)	ORDER CODE
ceiling fastener	67	050-204121
cable suspension*	1500	005-215211
canopy		005-231121

*use every 1200 mm

Order options

COLOUR TEMPERATURE

3000 K	

CONTROL

non DIM	1
DALI-2	3

MATERIAL COLOUR INSTALLATION TRACK

● jet black RAL 9005	8
◪ traffic white 9016 / jet black 9005	P
◪ gold dust 260-M / jet black 9005	G
special colours* ➔ 992	X

*inside always in black

MATERIAL COLOUR NODE CONNECTOR

○ traffic white RAL 9016	7
● jet black RAL 9005	8
special colours ➔ p. 992	X

MATERIAL COLOUR NODE LTX / END CAP

● jet black RAL 9005	8
◪ traffic white 9016 / jet black 9005	P
special colours ➔ p. 992	X

MATERIAL COLOUR ACCESSORIES

○ traffic white RAL 9016	7
● jet black RAL 9005	8

NODE CONNECTOR MOUNTING TYPE

surface*	1
1500 mm cable susp. chrome	3
1500 mm cable susp. black	4

*only for L/T/X

MATERIAL COLOUR CABLE SUSPENSION

chrome	0
black	8

Options on request

COLOUR RENDERING INDEX

CRI ≥ 98 XPECTRUM

COLOUR TEMPERATURE

2700 K
4000 K
tunable white 2700 – 6500 K*

*DALI-2 DT8

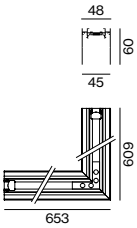

MOVE IT 45 suspended indirect

CRI ≥ 90 · DALI-2 · 48 V · TRACK max. 6,67 A

INSTALLATION TRACK INDIRECT

L (mm)	SYSTEM POWER	LUMINOUS FLUX	ORDER CODE
620	6.2 W	638 lm	050-743254
1220	15 W	1790 lm	050-743454
2420	33 W	3830 lm	050-743854
3625	50 W	5745 lm	050-743954
653x609 corner*	13 W	1420 lm	050-743104

no custom cut on building side; *incl. electrical connector set

Accessories

END CAPS

TYPE	ORDER CODE
end caps (pair)	050-733000

BLIND COVER

L (mm)	ORDER CODE
1217	050-703400 8
2417	050-703800 8
3622	050-703900 8
custom cut	E83500 · · · · 8B

blind cover can be shortened as desired

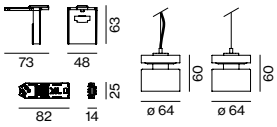

FLEX NODE CONNECTOR

TYPE	ORDER CODE
FLEX NODE cable suspension 1500 mm	050-203316
FLEX NODE cable susp. 1500 mm incl. feeder	050-202226
NODE end cap* incl. electrical connector	050-733010

*order for every node connection (channel to node) 1 end cap

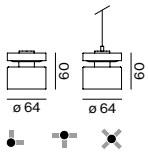

FIX NODE CONNECTOR

TYPE	ORDER CODE
L NODE incl. end cap & electrical connector	050-733544
T NODE incl. end cap & electrical connector	050-733526
X NODE incl. end cap & electrical connector	050-733536

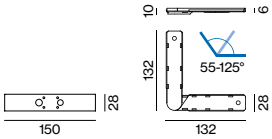

CONNECTOR SET

TYPE	ORDER CODE
mechanical linear conn. incl. 1500 mm cable susp.	050-201131
mechanical & electrical linear connector	050-203123 0
mechanical & electrical corner connector flex	050-203223 8

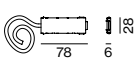

POWER FEEDER UNIT

TYPE	ORDER CODE
non DIM 2 × 2,5 mm²	050-202211 0
DALI-2 2 × 2,5 + 2 × 0,5 mm²	050-202213 0

cable length 2000 mm

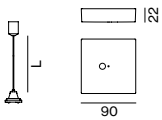

CABLE SUSPENSION / CANOPY

TYPE	L (mm)	ORDER CODE
cable suspension*	1500	005-215211
canopy		005-231121

*use every 1200 mm

Electrical accessories

see page 788

Acoustic elements

see page 806

LUMINOUS FLUX value calculated for 3000 K, CRI ≥ 90, colour white / black

back

Order options

CONTROL

non DIM	1
DALI-2	3

MATERIAL COLOUR

○ traffic white RAL 9016	7
● jet black RAL 9005	8

Electrical accessories

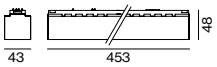

POWER SUPPLY INTRACK supply 220-240 V AC, 48 V, 50-60 Hz

TYPE	EFFICIENCY	MOUNTING	L·W·H (mm)	ORDER CODE
150 W ▣ PC II	η 92 %	intrack	453·43·48	050-2071238
250 W ▣ PC II	η 93 %	intrack	453·43·48	050-2071338

ENEC approved, incl. feeder cable 2000 mm; DALI-2 SELV device integrated

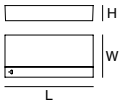

POWER SUPPLY SURFACE supply 220-240 V AC, 48 V, 50-60 Hz

TYPE	EFFICIENCY	MOUNTING	L·W·H (mm)	ORDER CODE
60 W ▣ PC II	η 88 %	surface	305·144·54	050-20551
100 W ▣ PC II	η 92 %	surface	455·104·40	050-20554
150 W ▣ PC II	η 92 %	surface	455·104·40	050-20552
250 W ▣ PC II	η 93 %	surface	455·104·40	050-20555
320 W ⏚ PC I	η 94 %	surface	305·144·54	050-20553

ENEC approved, incl. feeder cable 2000 mm; DALI-2 SELV device integrated

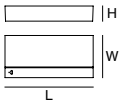

POWER SUPPLY EXTERNAL supply 220-240 V AC, 48 V, 50-60 Hz

TYPE	EFFICIENCY	MOUNTING	L·W·H (mm)	ORDER CODE
60 W ▣ PC II	η 88 %	external	163·43·32	002-62133
100 W ▣ PC II	η 92 %	external	350·30·18	002-62134
150 W ▣ PC II	η 92 %	external	350·30·18	002-62135
250 W ▣ PC II	η 93 %	external	400·40·22	002-62139
320 W ⏚ PC I	η 94 %	external	252·90·44	002-60320

ENEC approved, incl. feeder cable 2000 mm

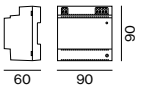

DIN RAIL POWER SUPPLY BASIC 48 V

220–240 V | 50–60 Hz | ▣ PC II | MTBF @ 55° ambient temperature

TYPE	EFFICIENCY / MTBF	W·H·D (mm)	ORDER CODE
96 W	η 89 % / > 300.000 h	90·90·60	005-6520010

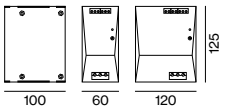

DIN RAIL POWER SUPPLY PRO 48 V

220–240 V | 50–60 Hz | ⏚ PC I | MTBF @ 55° ambient temperature
cascadable max. 5 devices (240 W) or 3 devices (480 W)

TYPE	EFFICIENCY / MTBF	W·H·D (mm)	ORDER CODE
240 W	η 92 % / > 400.000 h	60·125·100	005-6220110
480 W	η 93 % / > 350.000 h	120·125·100	005-6220210

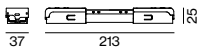

DALI-2 SELV DEVICE

TYPE	L·W·H (mm)	ORDER CODE
control unit	213·37·25	050-2061130

necessary to create DALI-2 SELV signal; DALI power supply integrated

DALI-2 SENSOR

TYPE	L·W·H (mm)	ORDER CODE
ESSENTIAL sensor (brightness & presence)	43·43·48	050-2063378
SENSE sensor (brightness, presence, temperature, sound pressure, humidity, CO_2)	43·43·48	050-2063278

WIRELESS TO DALI-2 CONTROL DEVICE

TYPE	L·W·H (mm)	ORDER CODE
Zigbee 3.0	111·25·45	050-2065130
Casambi	111·25·45	050-2065230

WIRELESS TO DALI-2 REPEATER

TYPE	L·W·H (mm)	ORDER CODE
Zigbee 3.0	111·25·45	050-2066130
Casambi	111·25·45	050-2066230

DALI-2 SELV device required

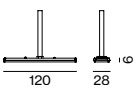

MIDDLE FEED

TYPE	ORDER CODE
non DIM 2 × 2,5 mm²	050-2038110
DALI-2 2 × 2,5 + 2 × 0,5 mm²	050-2038130

cable length 2000 mm

Creative Lab Barcelona, ES –
by M2ARQUITECTURA SCP
Tables designed by James Burleigh

LIGHT INSET 45

linear inset 45

Quickinfo

3000 K, 4000 K, TW
CRI ≥ 90, 3 SDCM
DALI-2

L85 @ 50 000 h
opal / opal jut-out up to 99 lm/W
microprism. (≤ 19) up to 88 lm/W
microprism. (≤ 22) up to 78 lm/W

L80 @ 50 000 h
UGR ≤ 19 / 65° ≤ 1500 cd/m²
L1 up to 106 lm/W
L2 up to 97 lm/W
L4 up to 104 lm/W
L6 up to 90 lm/W

L90 @ 50 000 h
UGR ≤ 19 / 65° ≤ 1500 cd/m²
L10 office up to 102 lm/W
L24 office up to 120 lm/W

Types

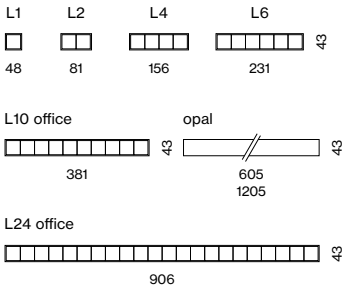

Colour

Light distributions

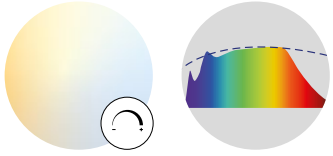

tunable white
2700 – 5000 K

CRI ≥ 98
XPECTRUM

Order options

COLOUR TEMPERATURE

3000 K	5
4000 K	6
tunable white 2700 – 5000 K*	D

*DALI-2 DT8

CONTROL

DALI-2

MATERIAL COLOUR

● jet black RAL 9005

Options on request

COLOUR RENDERING INDEX

CRI ≥ 98 XPECTRUM

CONTROL

Zigbee 3.0

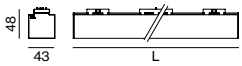

LIGHT INSET 45

CRI ≥ 90 | RG 0 IEC 62471 | 1 ADDR. | 48 V | FLICKER FREE | pending | CB pending

OPAL HIGH PERFORMANCE

INSET POWER	COLOUR TEMP.	LUM. FLUX	L (mm)	ORDER CODE
12 W	3000 K	1120 lm	605	0 5 0 - 3 2 1 2 :: 38H
	4000 K	1190 lm		
24 W	3000 K	2240 lm	1205	0 5 0 - 3 2 1 4 :: 38H
	4000 K	2380 lm		

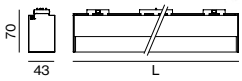

CRI ≥ 90 | RG 0 IEC 62471 | 1 ADDR. | 48 V

OPAL JUT-OUT

INSET POWER	COLOUR TEMP.	LUM. FLUX	L (mm)	ORDER CODE
12 W	3000 K	1120 lm	605	0 5 0 - 3 2 1 2 :: 38J
	4000 K	1190 lm		
24 W	3000 K	2240 lm	1205	0 5 0 - 3 2 1 4 :: 38J
	4000 K	2380 lm		

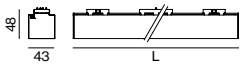

UGR ≤ 19 | CRI ≥ 90 | RG 0 IEC 62471 | 1 ADDR. | 48 V

MICROPRISMATIC UGR ≤ 19

INSET POWER	COLOUR TEMP.	LUM. FLUX	L (mm)	ORDER CODE
9.9 W	3000 K	704 lm	605	0 5 0 - 3 2 1 2 :: 38P
	4000 K	751 lm		
17 W	3000 K	1410 lm	1205	0 5 0 - 3 2 1 4 :: 38P
	4000 K	1500 lm		

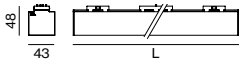

UGR ≤ 22 | CRI ≥ 90 | RG 0 IEC 62471 | 1 ADDR. | 48 V

MICROPRISMATIC UGR ≤ 22

INSET POWER	COLOUR TEMP.	LUM. FLUX	L (mm)	ORDER CODE
23 W	3000 K	1640 lm	605	0 5 0 - 3 2 4 2 :: 38P
	4000 K	1750 lm		
45 W	3000 K	3280 lm	1205	0 5 0 - 3 2 4 4 :: 38P
	4000 K	3500 lm		

INSET POWER in watts is the current consumption excluding any ballast
LUMINOUS FLUX value calculated for CRI ≥ 90, colour black

back

Order options

COLOUR TEMPERATURE

3000 K	5
4000 K	6
tunable white 2700 – 5000 K*	D

*DALI-2 DT8

CONTROL

DALI-2

LIGHT OPTIC

medium square (UGR ≤ 10)	E
flood square (UGR ≤ 19)	F

LIGHT OPTIC COLOUR

chrome reflector	0
black reflector*	B

*not available for spot round, narrow medium round and wallwasher

MATERIAL COLOUR

● jet black RAL 9005

Options on request

LIGHT OPTIC

- spot round
- narrow medium round
- medium round (UGR ≤ 19)
- medium square (UGR ≤ 10)
- flood round (UGR ≤ 19)
- flood square (UGR ≤ 19)
- wide flood round
- wide flood square
- rectangular
- wallwasher
- wallwasher floor

LIGHT OPTIC COLOUR

gold reflector

Planning information

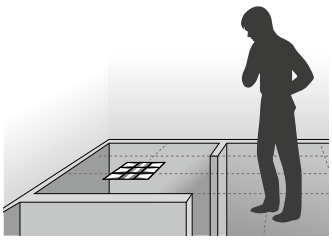

The icons of the light optics are shown in the reflected ceiling plan (RCP) view.

INSET POWER in watts is the current consumption excluding any ballast
LUMINOUS FLUX value calculated for CRI ≥ 90, colour black, reflector chrome

L1 LIGHT INSET

UGR ≤ 10 | cd/m² ≤ 1500 | CRI ≥ 90 | DALI 1 ADDR. | 48 V

FLOOR

INSET POWER	COLOUR TEMP.	LUMINOUS FLUX	ORDER CODE
3.4 W	3000 K	up to 338 lm	0 9 0 - 9 L 1 :: 3 ▲ B ◪ 0 1
	4000 K	up to 361 lm	

48 × 48x43

choose one light optic ▲ from the options on the left depending on your room needs

L2 LIGHT INSET

CRI ≥ 90 | DALI 1 ADDR. | 48 V

WALL

2 × wallwasher

INSET POWER	COLOUR TEMP.	LUMINOUS FLUX	ORDER CODE
6.9 W	3000 K	590 lm	0 9 0 - 9 L 2 :: 3 A B 0 0 1
	4000 K	633 lm	

48 × 81x43

WALL FLOOR

2 × wallwasher floor

INSET POWER	COLOUR TEMP.	LUMINOUS FLUX	ORDER CODE
6.9 W	3000 K	620 lm	0 9 0 - 9 L 2 :: 3 W B ◪ 0 1
	4000 K	662 lm	

CORRIDOR

2 × rectangular

INSET POWER	COLOUR TEMP.	LUMINOUS FLUX	ORDER CODE
6.9 W	3000 K	624 lm	0 9 0 - 9 L 2 :: 3 R B ◪ 0 1
	4000 K	667 lm	

L4 LIGHT INSET

UGR ≤ 10 | CRI ≥ 90 | cd/m² ≤ 1500 | DALI 1 ADDR. | 48 V

FLOOR / CORRIDOR

INSET POWER	COLOUR TEMP.	LUMINOUS FLUX	ORDER CODE
14 W	3000 K	up to 1350 lm	0 9 0 - 9 L 4 :: 3 ▲ B ◪ 0 1
	4000 K	up to 1450 lm	

48 × 156x43

choose one light optic ▲ from the options on the left depending on your room needs

WALL

4 × wallwasher

INSET POWER	COLOUR TEMP.	LUMINOUS FLUX	ORDER CODE
14 W	3000 K	1180 lm	0 9 0 - 9 L 4 :: 3 A B 0 0 1
	4000 K	1270 lm	

WALL

2 × wallwasher 180° + 2 × wallwasher

INSET POWER	COLOUR TEMP.	LUMINOUS FLUX	ORDER CODE
14 W	3000 K	1180 lm	0 9 0 - 9 L 4 :: 3 A B 0 0 2
	4000 K	1270 lm	

WALL FLOOR

4 × wallwasher floor

INSET POWER	COLOUR TEMP.	LUMINOUS FLUX	ORDER CODE
14 W	3000 K	1240 lm	0 9 0 - 9 L 4 :: 3 W B ◪ 0 1
	4000 K	1320 lm	

WALL FLOOR

2 × wallwasher floor 180° + 2 × wallwasher floor

INSET POWER	COLOUR TEMP.	LUMINOUS FLUX	ORDER CODE
14 W	3000 K	1240 lm	0 9 0 - 9 L 4 :: 3 W B ◪ 0 2
	4000 K	1320 lm	

Order options

COLOUR TEMPERATURE

3000 K	5
4000 K	6
tunable white 2700 – 5000 K*	D

*DALI-2 DT8

CONTROL

DALI-2

LIGHT OPTIC COLOUR

chrome reflector	0
black reflector*	B

*not available for spot round, narrow medium round and wallwasher

MATERIAL COLOUR

● jet black RAL 9005

Options on request

COLOUR RENDERING INDEX

CRI ≥ 98 XPECTRUM*

*only for L24 light inset

LIGHT OPTIC

spot round
narrow medium round
medium round (UGR ≤ 19)
medium square (UGR ≤ 10)
flood round (UGR ≤ 19)
flood square (UGR ≤ 19)
wide flood round
wide flood square
rectangular
wallwasher
wallwasher floor

LIGHT OPTIC COLOUR

gold reflector

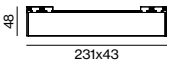

L6 LIGHT INSET

CRI ≥ 90 · DALI 1 ADDR. · 48 V

WALL

6 × wallwasher

INSET POWER	COLOUR TEMP.	LUMINOUS FLUX	ORDER CODE
21 W	3000 K	1780 lm	090-9L6::3AB001
	4000 K	1900 lm	

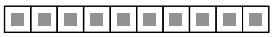

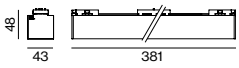

L10 LIGHT INSET

UGR ≤ 19 · cd/m² ≤ 1500 · CRI ≥ 90 · DALI 1 ADDR. · 48 V · pending · CB pending

OFFICE UGR ≤ 19

10 × medium square

INSET POWER	COLOUR TEMP.	LUMINOUS FLUX	ORDER CODE
30 W	3000 K	2840 lm	050-3211::38◪R
	4000 K	3060 lm	

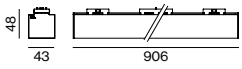

L24 LIGHT INSET

UGR ≤ 19 · cd/m² ≤ 1500 · CRI ≥ 90 · DALI 1 ADDR. · 48 V

OFFICE UGR ≤ 19

24 × medium square

INSET POWER	COLOUR TEMP.	LUMINOUS FLUX	ORDER CODE
21 W	3000 K	2350 lm	050-3213::38R
	4000 K	2510 lm	

INSET POWER in watts is the current consumption excluding any ballast
LUMINOUS FLUX value calculated for CRI ≥ 90, colour black, reflector chrome

SENAB
Stockholm, SE –
by SENAB

Tribünen der Trabrennbahn
Vienna, AT



Press Glass Headquarters
Konopiska, PL – by Konior Studio,
Tomasz Konior

Langzauner GmbH Ried im Innkreis, AT –
by Architektur Mugrauer ZT GmbH with
lighting design by planbox Interior Design GmbH



back

JUST 45/55

spotlight inset 45

Quickinfo

2700 K, 3000 K, 4000 K, CWD, TW
CRI ≥ 90, 2 SDCM

non DIM, DALI-2

L80 @ 50 000 h
JUST 45 up to 72 lm/W

L90 @ 50 000 h
JUST 55 up to 75 lm/W

Types

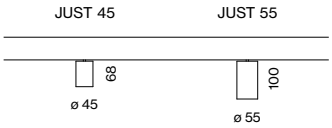

Colours

standard

xal.com/colours

Light distributions

JUST 45

super spot | med. | flood

JUST 55

spot | med. | flood

ARY rod
p. 734

ARY shade
p. 736

TULA
p. 742

PAL
p. 748

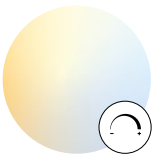

TW 1800–3000 K
or 2700–6500 K



CWD
2000–3000 K

Order options

COLOUR TEMPERATURE

2700 K	4
3000 K	5
4000 K	6
colour warm dim. 2000–3000 K*	
tunable white 1800–3000 K**	
tunable white 2700–6500 K**	

*DALI-2 **DALI-2 DT8

CONTROL

non DIM	1
DALI-2	3

MATERIAL COLOUR

○ traffic white RAL 9016	7
● jet black RAL 9005	8
special colours ➔ p.992	X

BEAM ANGLE JUST 45

medium 23°	M
flood 44°	F

BEAM ANGLE JUST 55

spot 16°	S
medium 28°	M
flood 37°	F

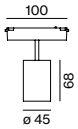

JUST 45

CRI ≥90 · DALI 1 ADDR. · 48V · pending · CB pending

SPOTLIGHT

INSET POWER	LUMINOUS FLUX	ORDER CODE
6.1 W super spot 8°	297 lm	050-0131 3 V
11 W	788 lm	050-0131
12 W CWD 2000–3000 K	430 lm	050-0131E3
11 W TW 1800–3000 K	555 lm	050-0131L3
11 W TW 2700–6500 K	683 lm	050-0131D3

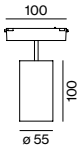

JUST 55

CRI ≥90 · DALI 1 ADDR. · 48V · pending · CB pending

SPOTLIGHT

INSET POWER	LUMINOUS FLUX	ORDER CODE
15.9 W	1300 lm	050-0143 3
30 W	2090 lm	050-0142 3

Optical accessories

HONEYCOMB LOUVER

TYPE	Ø·H (mm)	ORDER CODE
JUST 45	42·3	007-196518 8
JUST 55	50·3	007-196559 8

INSET POWER in watts is the current consumption excluding any ballast
LUMINOUS FLUX value calculated for 3000 K, CRI ≥ 90, colour white, lens flood 2700 K -5 %, 4000 K +5%

The Raum Bolzano, IT –
by bergundtal gmbh.



Quickinfo

PET felt
♻ from recycled material
up to absorption class A

Type

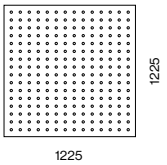

Colours

ACOUSTIC elements

accessory 45

EN Highly effective acoustic element made of self-supporting, recycled PET felt; direct sound is absorbed by the front-mounted fleece, sound reflected from the ceiling by an additional, rear-mounted fleece; this creates high acoustic performance; for installation in the MOVE IT 45 suspended system composed of node connectors and 1220 mm profiles

FR Élément acoustique haute performance en feutre PET recyclé, autoportant ; absorption du bruit direct grâce à la façade en non-tissé, ainsi qu'absorption du bruit réfléchi par le plafond grâce à une couche de non-tissé supplémentaire au dos ; pour de meilleures performances acoustiques ; à insérer dans le système suspendu MOVE IT 45 composé de jonctions et profils d'une longueur de 1220 mm disponibles

Order options

MATERIAL COLOUR

○ white	W
● black	L

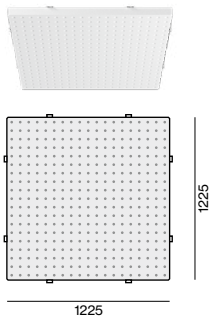

MOVE IT 45 suspended

MOVE IT ACOUSTIC SQUARE

TYPE	L·W·H (mm)	ORDER CODE
1200 inlay MOVE IT system*	1225·1225·57	0 5 0 - 2 3 0 2 2 2

*NODE connector + track 1220 mm

ACOUSTIC EXAMPLES

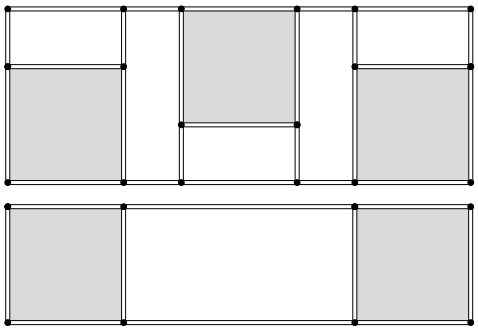

Ultra-slim office series

TASK system

EN In addition to impressive flexibility, the ultra-slim TASK series meets all requirements of modern office lighting. Innovative technology and highly efficient LEDs meet minimalistic design. Thanks to its microprismatic cover, TASK provides bright and glare-minimised work light. The product family with a shared sleek design is impressive: TASK can be expanded into a system via a click mechanism. The optional indirect light delivers pleasant ceiling illumination. Additional built-in sensors allow the TASK S system to adapt to motion and ambient brightness. The system can be expanded with optional acoustic elements to optimise room acoustics.

FR La gamme ultrafine TASK coche toutes les cases d'un éclairage de bureau moderne – et ce, avec une remarquable flexibilité. Une technologie innovante et des LED haute performance associées à un design épuré. Grâce au diffuseur microprismatique, TASK produit une lumière de travail brillante avec un éblouissement minimal. Cette gamme de produits fait forte impression par la finesse et l'homogénéité du design : un simple mécanisme de clic permet de compléter le TASK en un système complet. La partie indirecte proposée en option éclaire le plafond de façon très agréable. L'ajout de capteurs intégrés permet d'adapter le système TASK S au mouvement et à la luminosité ambiante. Pour obtenir une acoustique optimale, il est possible d'agrémenter, en option, le système d'éléments acoustiques.

Types

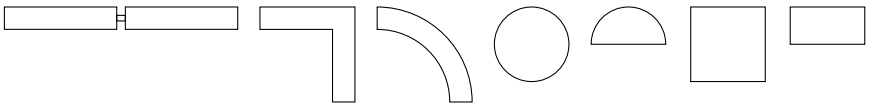

1200
1800
2400
luminaire

765
luminaire

765
luminaire

1200
acoustic

1200
acoustic

1200
acoustic

1200
acoustic

Mounting

suspended

Configurations

linear

corner

curve

Light distributions

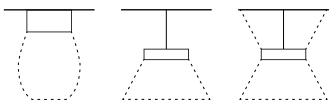

microprismatic
(UGR ≤ 19)

direct

direct / indirect

Ultra-slim and versatile

EN TASK combines an ultra-slim design with innovative lighting technology. These include, in particular, an LGP (Light Guiding Prism), which directs the laterally coupled light from highly efficient LEDs upwards and downwards. It creates a pleasant room atmosphere through a balanced relationship between direct and indirect light.

FR TASK combine un design ultraplat avec une technologie d'éclairage innovante. En font partie un LGP (Light Guiding Prism) qui dirige la lumière couplée latéralement de LEDs à haute efficience vers le haut et le bas. Il crée un bel équilibre entre lumière directe et indirecte et donc une atmosphère agréable.

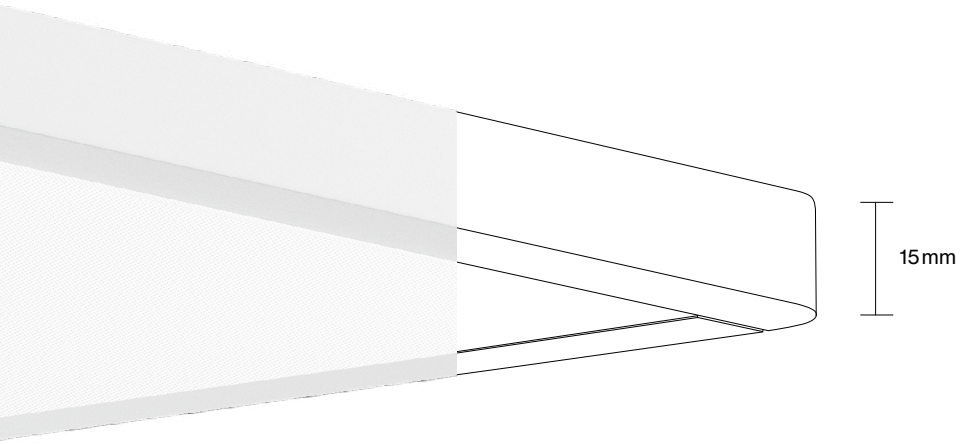

Simple click

EN Design freedom thanks to plug-in connections. Each TASK S system luminaire can be rearranged, combined, and electrically connected with just one click and without any tools. Whether office extension or interior redesign, this lighting system can handle any change.

FR Grande liberté de conception grâce au connecteur enfichable : chaque luminaire du système TASK S peut être monté sans outil et réarrangé, combiné ou connectéélectriquement en un seul clic. Extension de bureau ou réaménagement de votre intérieur : le système d'éclairage vous suit dans toutes vos envies.

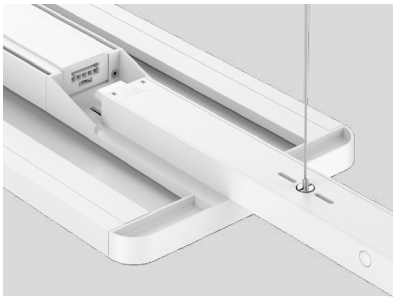

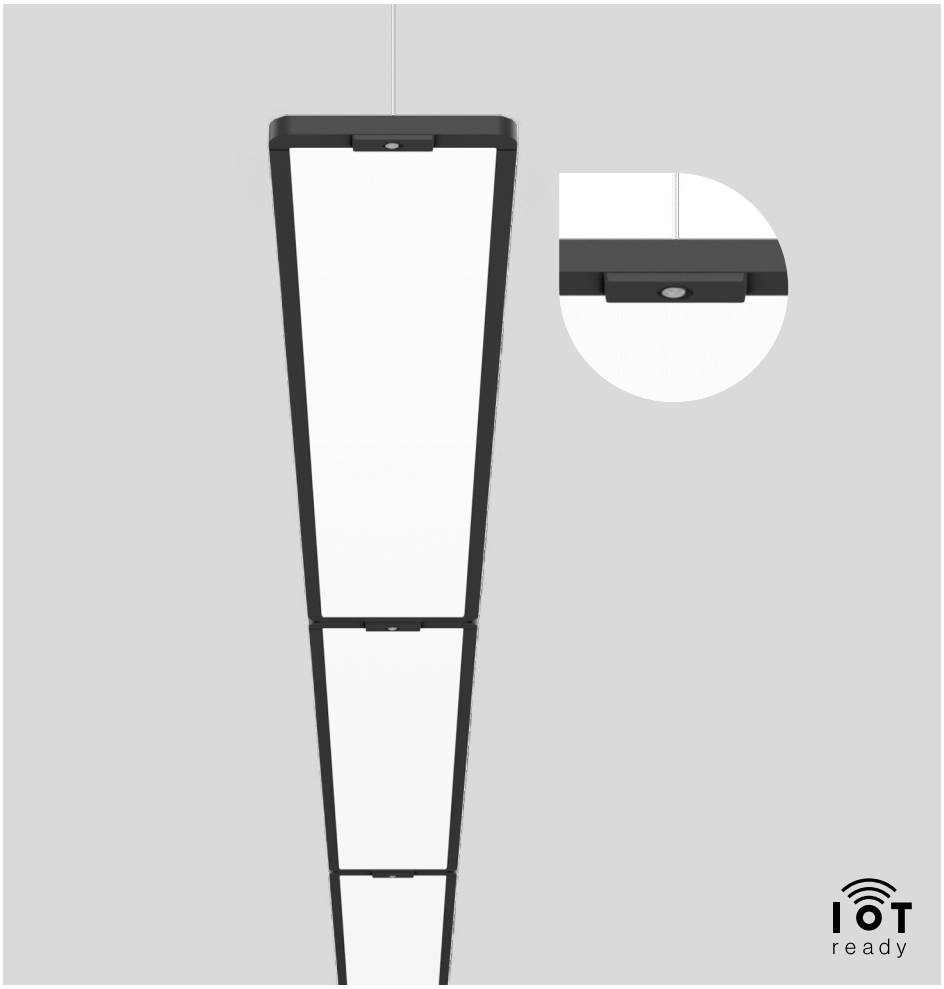

Advanced sensor technology

EN The TASK S system luminaire adapts to daylight and room activity. Integrated motion sensors automatically dim the lighting when no one is in the room. Smart movement sensors enable the light intensity to be adjusted to the ambient brightness. This saves energy and creates a dynamic, natural lighting atmosphere.

FR Le luminaire système TASK S s'adapte à la lumière du jour et à l'activité dans la pièce. Des capteurs de mouvement intégrés atténuent automatiquement l'éclairage lorsqu'il n'y a personne dans la pièce. Des capteurs Daylight intelligents se chargent d'adapter l'intensité lumineuse à la luminosité ambiante. Cela permet d'économiser de l'énergie et crée une ambiance lumineuse naturelle et dynamique.

Pleasant room acoustics

EN In addition to lighting, pleasant room acoustics have an impact on job satisfaction. Acoustic element panels in different colours and made of 60 % recycled PET complement the TASK series and reduce background noise around the office. For focused, productive work.

FR Tout comme la lumière, une acoustique agréable joue elle aussi un rôle important sur la satisfaction au travail. Des éléments acoustiques dans différentes couleurs et constitués de 60 % de PET recyclé complètent la série TASK et réduisent les bruits ambiants dans les bureaux. Afin de pouvoir travailler de manière concentrée et productive.



Screen-work friendly

EN TASK guarantees standard-compliant illumination of workplaces with custom anti-glare prisms. An ideal light source for double workstations in open-plan offices and for single workstations in smaller offices – all with reduced reflections.

FR Grâce à des prismes anti-éblouissement spéciaux, TASK garantit un éclairage des postes de travail conforme aux normes en vigueur. Une source de lumière idéale pour les postes de travail doubles dans les bureaux en open space, mais aussi pour les postes de travail individuels dans des bureaux plus petits et ce, avec des reflets moindres.

Full-spectrum LED

EN XAL's new XPECTRUM LEDs deliver healthy, biologically effective light. The reduced blue light and increased cyan values reduce the blue light hazard for the eye to daylight-equivalent levels. The resulting non-visual, so-called melanopic light effect, improves concentration and increases sleep quality. The excellent colour rendering of IES TM 30-15 $R_f = 98$ and $R_g = 101$ further helps visual comfort.

FR La nouvelle LED XPECTRUM de XAL fournit une lumière saine et adaptée au rythme circadien. La réduction de la lumière bleue ainsi que l'augmentation des valeurs cyan réduisent le risque que représente pour l'œil la lumière bleue, retrouvant un niveau similaire à celui de la lumière du jour. Il en résulte un effet d'éclairage non visuel, dit mélanopique, qui favorise la concentration et améliore la qualité du sommeil. L'excellent rendu des couleurs de l'IES TM 30-15 $R_f = 98$ et $R_g = 101$ constitue un autre atout pour le confort visuel.

XPECTRUM LED

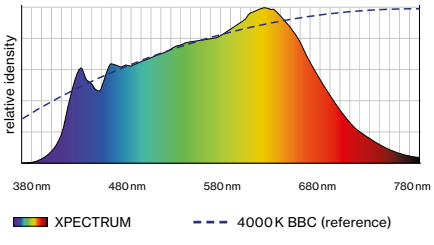

Commercially available LED 4000 K

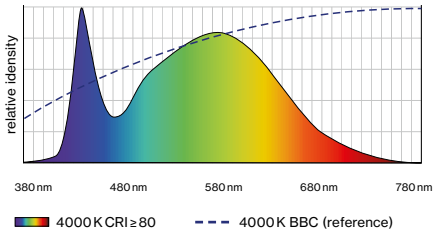

back



TASK S system

suspended

EN Luminaire housing made of aluminium – rounded edges; rectangular, L-shaped or quarter circle segment design; ultra low-profile design (only 15 mm); for lighting systems; powder coated; cable suspension, tool-less height adjustment; convenient quick mounting system without tools; direct or direct / indirect light distribution by LGP body (Light Guiding Prism); side coupled light, directed downwards or up and down by laser engraving; light control via highly reflective reflector material; optional: indirect component – special PCBs for increased luminous flux (max. ceiling illumination); completely homogeneous illumination; energy-eff. LEDs – very good colour rendering; canopy for through wiring; sound absorb. accessories available

FR Corps en alu., bords arrondis ; rectangulaire, en forme de L ou comme segment de quart-de-cercle ; forme extrêm. plate (15 mm) ; pour les systèmes d'éclairage ; thermolaquée ; suspension à câble réglable en hauteur sans outil ; sys. de montage rapide et sans outil ; distrib. de lumière directe ou dir. / indir. par LGP-Body ; lumière couplée latéralement par gravure laser, dirigée vers le bas ou vers le haut et le bas ; guidage lum. avec matériau réflecteur réfléchissant ; option : prop. lumière indir., platines propres p. flux lumineux accru (éclairc. plafond max.) ; éclairage homogène ; LED à haut rend. énerg. – excellent rendu coul. ; cache-piton pour câblage cont. ; accessoires avec propriétés d'absorption acoustique

Quickinfo

3000 K, 4000 K, TW
CRI ≥ 90, 3 SDCM
UGR ≤ 19 / 65° ≤ 3000 cd/m²
up to 124 lm / W
L80 @ 50 000 h
DALI-2, DALI sensor
microprismatic (UGR ≤ 19)

Types

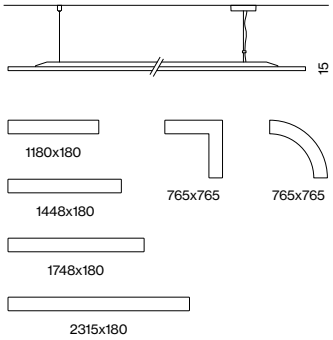

Colours

Light distributions

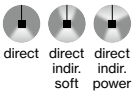

DiiA® standards 251, 252, 253

single luminaire (p. 432)

acoustic elements (p. 456)



DIN EN 12464-1 UGR ≤ 19

click-system

system connector

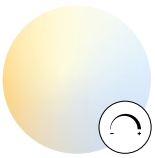

tunable white 2700 – 6500 K

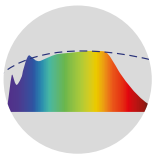

CRI ≥ 98 XPECTRUM

Order options

COLOUR TEMPERATURE

3000 K	0
4000 K	1
tunable white 2700 – 6500 K*	

*DALI-2 DT8; CRI ≥ 80

3000 K + TW 2700 – 6500 K	
4000 K + TW 2700 – 6500 K	

DALI-2 DT8 (separately controllable)

CONTROL

DALI-2	3
DALI sensor*	7

*version with sensor: length + 9 mm

MATERIAL COLOUR

○ pure white RAL 9010	7
● jet black RAL 9005	8

Options on request

COLOUR RENDERING INDEX

CRI ≥ 80
CRI ≥ 98 XPECTRUM

Light distributions

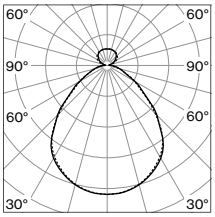

microprismatic
direct / indirect soft

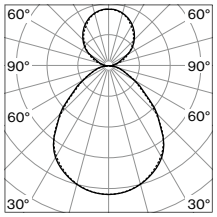

microprismatic
direct / indirect power

LUMINOUS FLUX value calculated for
CRI ≥ 90, colour white, cover microprismatic

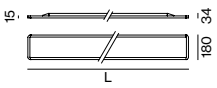

TASK S LINEAR suspended

CRI ≥ 98 · UGR ≤ 19 · cd/m² ≤3000 · RG 0 IEC 62471 · 1 ADDR. · 220-240 V · X-PERT · X-PERT

DIRECT

SYS. POWER	COLOUR TEMP.	LUM. FLUX	L (mm)	ORDER CODE
12.9 W	3000 K	1460 lm	1180	059-5744 K
	4000 K	1550 lm		
16.1 W	3000 K	1820 lm	1448	059-5745 K
	4000 K	1940 lm		
19.3 W	3000 K	2190 lm	1748	059-5746 K
	4000 K	2330 lm		
25.7 W	3000 K	2920 lm	2315	059-5748 K
	4000 K	3110 lm		

CRI ≥ 98 · UGR ≤ 19 · cd/m² ≤3000 · RG 0 IEC 62471 · 1 ADDR. · 220-240 V · X-PERT · X-PERT

DIRECT / INDIRECT SOFT

SYS. POWER	COLOUR TEMP.	LUM. FLUX	L (mm)	ORDER CODE
19.5 W	3000 K	↧1900 / ↥327 lm	1180	059-5754 K
	4000 K	↧2020 / ↥347 lm		
24.4 W	3000 K	↧2380 / ↥408 lm	1448	059-5755 K
	4000 K	↧2540 / ↥435 lm		
29.2 W	3000 K	↧2860 / ↥490 lm	1748	059-5756 K
	4000 K	↧3040 / ↥521 lm		
39 W	3000 K	↧3810 / ↥653 lm	2315	059-5758 K
	4000 K	↧4050 / ↥695 lm		

CRI ≥ 98 · UGR ≤ 19 · RG 0 IEC 62471 · 1 ADDR. · 220-240 V · X-PERT · X-PERT

DIRECT / INDIRECT POWER

SYS. POWER	COLOUR TEMP.	LUM. FLUX	L (mm)	ORDER CODE
42 W	3000 K	↧3190 / ↥1680 lm	1180	059-5764 K
	4000 K	↧3400 / ↥1790 lm		
49 W (2 × DALI)	3000 K	↧3190 lm	1180	059-57D40 K
	2700 – 6500 K	↥2090 lm		
49 W (2 × DALI)	4000 K	↧3400 lm	1180	059-57D41 K
	2700 – 6500 K	↥2090 lm		
62 W (2 ×)	2700 – 6500 K	↧↥6060 lm	1180	059-5764D K
53 W	3000 K	↧3990 / ↥2100 lm	1448	059-5765 K
	4000 K	↧4250 / ↥2230 lm		
61 W (2 × DALI)	3000 K	↧3990 lm	1448	059-57D50 K
	2700 – 6500 K	↥2610 lm		
61 W (2 × DALI)	4000 K	↧4250 lm	1448	059-57D51 K
	2700 – 6500 K	↥2610 lm		
78 W (2 ×)	2700 – 6500 K	↧↥7570 lm	1448	059-5765D K
63 W	3000 K	↧4790 / ↥2520 lm	1748	059-5766 K
	4000 K	↧5100 / ↥2680 lm		
71 W (2 × DALI)	3000 K	↧4790 lm	1748	059-57D60 K
	2700 – 6500 K	↥2940 lm		
71 W (2 × DALI)	4000 K	↧5100 lm	1748	059-57D61 K
	2700 – 6500 K	↥2940 lm		
85 W (2 ×)	2700 – 6500 K	↧↥8530 lm	1748	059-5766D K
84 W	3000 K	↧6390 / ↥3360 lm	2315	059-5768 K
	4000 K	↧6800 / ↥3580 lm		
92 W (2 × DALI)	3000 K	↧6390 lm	2315	059-57D80 K
	2700 – 6500 K	↥4180 lm		
92 W (2 × DALI)	4000 K	↧6800 lm	2315	059-57D81 K
	2700 – 6500 K	↥4180 lm		
118 W (2 ×)	2700 – 6500 K	↧↥12120 lm	2315	059-5768D K

Mounting accessories

see page 814

Order options

CORNER

without power feeder	2
with power feeder	3

COLOUR TEMPERATURE

3000 K	0
4000 K	1

CONTROL

DALI-2

MATERIAL COLOUR

○ pure white RAL 9010	7
● jet black RAL 9005	8

Options on request

COLOUR RENDERING INDEX

CRI ≥ 80
CRI ≥ 98 XPECTRUM

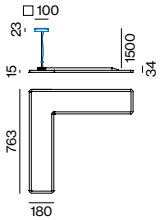

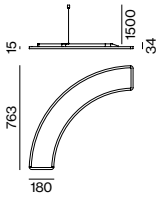

TASK S CORNER / CURVE suspended

incl. cable suspension 1500 mm

CRI ≥ 98 | UGR ≤ 19 | cd/m² ≤3000 | RG 0 IEC 62471 | 1 ADDR. | 220-240 V | X-PERT | X-PERT

DIRECT

SYS. POWER	COLOUR TEMP.	LUM. FLUX	L (mm)	ORDER CODE
15 W	3000 K	1700 lm	765	059-584 ϟ ⁘ 3 ◪ K
corner	4000 K	1810 lm		
12.9 W	3000 K	1460 lm	765	059-5542 ⁘ 3 ◪ K
curve	4000 K	1550 lm		

CRI ≥ 98 | UGR ≤ 19 | cd/m² ≤3000 | RG 0 IEC 62471 | 1 ADDR. | 220-240 V | X-PERT | X-PERT

DIRECT / INDIRECT SOFT

SYS. POWER	COLOUR TEMP.	LUM. FLUX	L (mm)	ORDER CODE
22.7 W	3000 K	↧2220 / ↥381 lm	765	059-585 ϟ ⁘ 3 ◪ K
corner	4000 K	↧2370 / ↥407 lm		

CRI ≥ 98 | UGR ≤ 19 | RG 0 IEC 62471 | 1 ADDR. | 220-240 V | X-PERT | X-PERT

DIRECT / INDIRECT POWER

SYS. POWER	COLOUR TEMP.	LUM. FLUX	L (mm)	ORDER CODE
49 W	3000 K	↧3680 / ↥1890 lm	765	059-586 ϟ ⁘ 3 ◪ K
corner	4000 K	↧3920 / ↥2010 lm		
42 W	3000 K	↧3150 / ↥1610 lm	765	059-5562 ⁘ 3 ◪ K
curve	4000 K	↧3350 / ↥1720 lm		

Mounting accessories

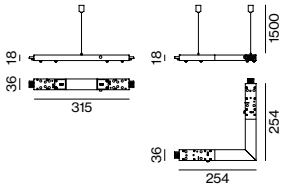

LINEAR / CORNER 90° CONNECTOR incl. cable suspension 1500 mm

TYPE	L (mm)	ORDER CODE
linear mechanical & electrical	10	059-279231 ◪
linear mechanical	10	059-279241 ◪
corner 90° mechanical & electrical	254x254	059-279271 ◪
corner 90° mechanical	254x254	059-279281 ◪

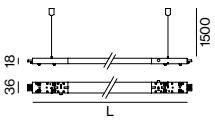

SYSTEM CONNECTOR incl. cable suspension 1500 mm

TYPE	L (mm)	ORDER CODE
mechanical & electrical	800	059-279232 ◪
mechanical & electrical	1200	059-279233 ◪
mechanical & electrical cuttable	1200	059-279230 ◪
mechanical & electrical cuttable	2400	059-279234 ◪
optional cable suspension	1500	059-2792127

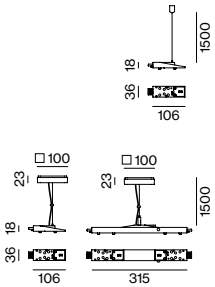

END PIECE incl. cable suspension 1500 mm

TYPE	L (mm)	ORDER CODE
end piece	1500	059-279211 ◪

POWER FEEDER incl. cable suspension 1500 mm and canopy / feeder cable

TYPE	L (mm)	ORDER CODE
power feeder 5 × 1.5 mm²	1500	059-279221 ◪
middle power feeder 5 × 1.5 mm²	1500	059-279251 ◪

for electrical system configuration see luminaire data sheet at xal.com

Light distributions

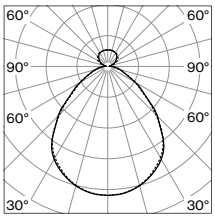

microprismatic
direct / indirect soft

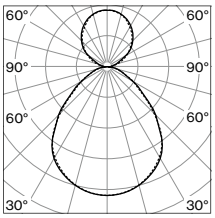

microprismatic
direct / indirect power

LUMINOUS FLUX value calculated for colour white, cover microprismatic

L'Oréal Vienna, AT – by Philipp Grem

Clariant Lodz, PL –
by The Design Group
with lighting design
by Plus Lighting

Training center GBU Ritual
Moscow, RU – by Khvorostyaniy T. &
Semionov A. with lighting design by
KA2 Light Architecture

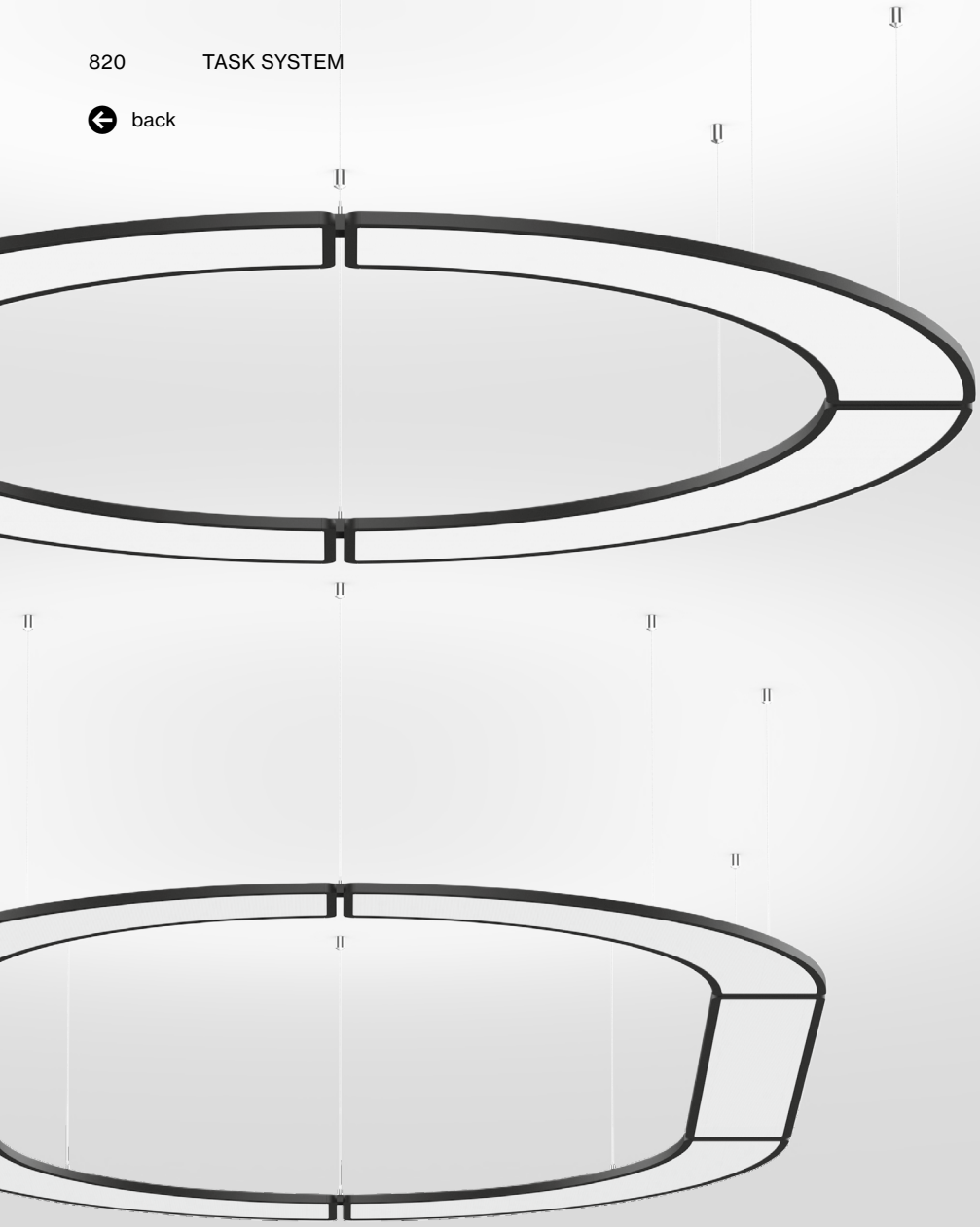

GERMAN DESIGN AWARD WINNER 2019

reddot award 2018 winner

TASK circle

suspended

EN Ring-shaped suspended luminaire, consisting of single elements in quarter circle or rectangular shape; Luminaire housing made of aluminium – rounded edges; ultra low-profile design (only 15 mm); surface powder coated; cable suspension, tool-less height adjustment; convenient quick mounting system without tools; incl. transparent feed; direct light distribution by LGP body (Light Guiding Prism); side coupled light directed downwards by laser engraving; indirect component with special PCBs for increased luminous flux and maximum ceiling illumination; completely homogeneous illumination; energy-eff. LEDs – very good colour rendering; canopy for through wiring; optional acoustic elements available

FR Luminaire suspendu circulaire, composé d'éléments individuels en forme de quart-de-cercle ou de rectangle ; Corps du luminaire en aluminium - bords arrondis ; forme extrêm. plate (15 mm seulement) ; surface thermolaquée ; suspension à câble réglable en hauteur sans outil ; système de montage rapide, convivial et sans outil ; incl. conduit d'alimentation transparent ; distribution de lumière directe par LGP-Body (Light Guiding Prism) ; lumière couplée latéralement guidée vers le bas par gravure laser ; partie indirecte avec platines dédiées pour un flux lumineux accru et un éclairage maximal du plafond ; éclairage parfaitement homogène ; LED à haut rend. énerg. – excellent rendu coul. ; cache-piton pour câblage continu ; en option : éléments acoustiques disponible

Quickinfo

4000 K
CRI ≥ 90, 3 SDCM
UGR ≤ 19 / 65° ≤ 3000 cd/m²
up to 117 lm / W
L95 @ 50 000 h
DALI-2
microprismatic (UGR ≤ 19)

acoustic elements
PET felt
♻ from recycled material
up to absorption class A
available as B-s1, d0

Types

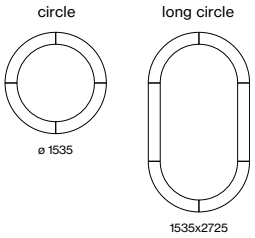

Luminaire colours

Acoustic colours

standard

xal.com/acoustic-colours

Light distribution

direct
indirect

DiiA® standards
251, 252, 253

click-
system

DIN EN 12464-1
UGR ≤ 19



acoustic
elements

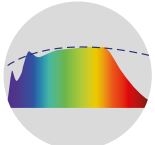

CRI ≥ 98
XPECTRUM

Order options

COLOUR TEMPERATURE
4000 K

CONTROL
DALI-2

LUMINAIRE COLOUR

○ pure white RAL 9010	7
● jet black RAL 9005	8

ACOUSTIC COLOUR

○ white	W
○ marble grey	D
● felt grey	G
● black	L
special colours ➔ p. 992	X

LIGHT OPTIC COVER
microprismatic (UGR ≤ 19)

Options on request

COLOUR RENDERING INDEX
CRI ≥ 80
CRI ≥ 98 XPECTRUM

FORM
for other configurations see
TASK S suspended system

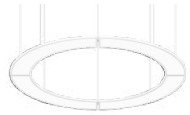

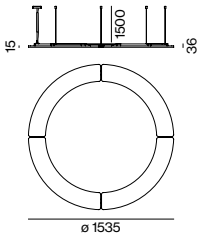

TASK circle suspended

CRI ≥ 90 | UGR ≤ 19 | 1 ADDR. | 220-240 V | X-PERT | X-PERT

DIRECT / INDIRECT POWER

SYSTEM POWER	COLOUR TEMP.	LUMINOUS FLUX	ORDER CODE
169 W	4000 K	↧ 12900 / ↥ 6870 lm	059-528113 K

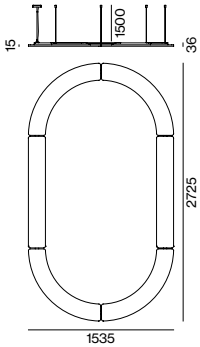

TASK long circle suspended

CRI ≥ 90 | UGR ≤ 19 | 1 ADDR. | 220-240 V | X-PERT | X-PERT

DIRECT / INDIRECT POWER

SYSTEM POWER	COLOUR TEMP.	LUMINOUS FLUX	ORDER CODE
252 W	4000 K	↧ 20200 / ↥ 10460 lm	059-528213 K

Technical data

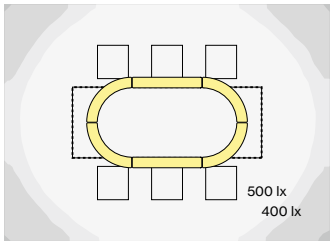

TASK long circle
252 W, 4000 K, direct / indirect power

ROOM VALUES

Room dimensions	5.4 × 4 × 2.8 m
Reflection factor	0.7 | 0.5 | 0.2
Maintenance factor	0.8
Suspension height	2.25 m

CALCULATION SURFACE

Surface dimensions	3.2 × 1.2 m
Surface height	0.75 m
Average illuminance (E_m)	> 500 lx
Uniformity (U_0)	> 0.6

GLARE EVALUATION
Table Classification X=4H | Y=8H | S=0.25H

UGR transversal	≤ 19
UGR axial	≤ 19

Light distribution

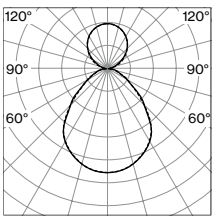

microprismatic
direct / indirect power

LUMINOUS FLUX value calculated for
CRI ≥ 90, colour white, cover microprismatic

Acoustic elements

TASK ACOUSTIC inlay

	TYPE	L·W·H (mm)	ORDER CODE
1	TASK circle suspended	1155·1155·30	059-579736
2	TASK long circle suspended	1155·2346·30	059-579738

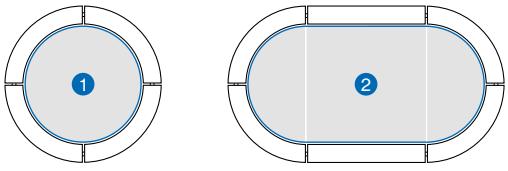

Art Invest Millenium Tower
Vienna, AT –
by LOVE architecture and urbanism

INVEST
REAL ESTATE

Compound Semiconductor Applications Catapult
Wales, UK – by Monteith Scott

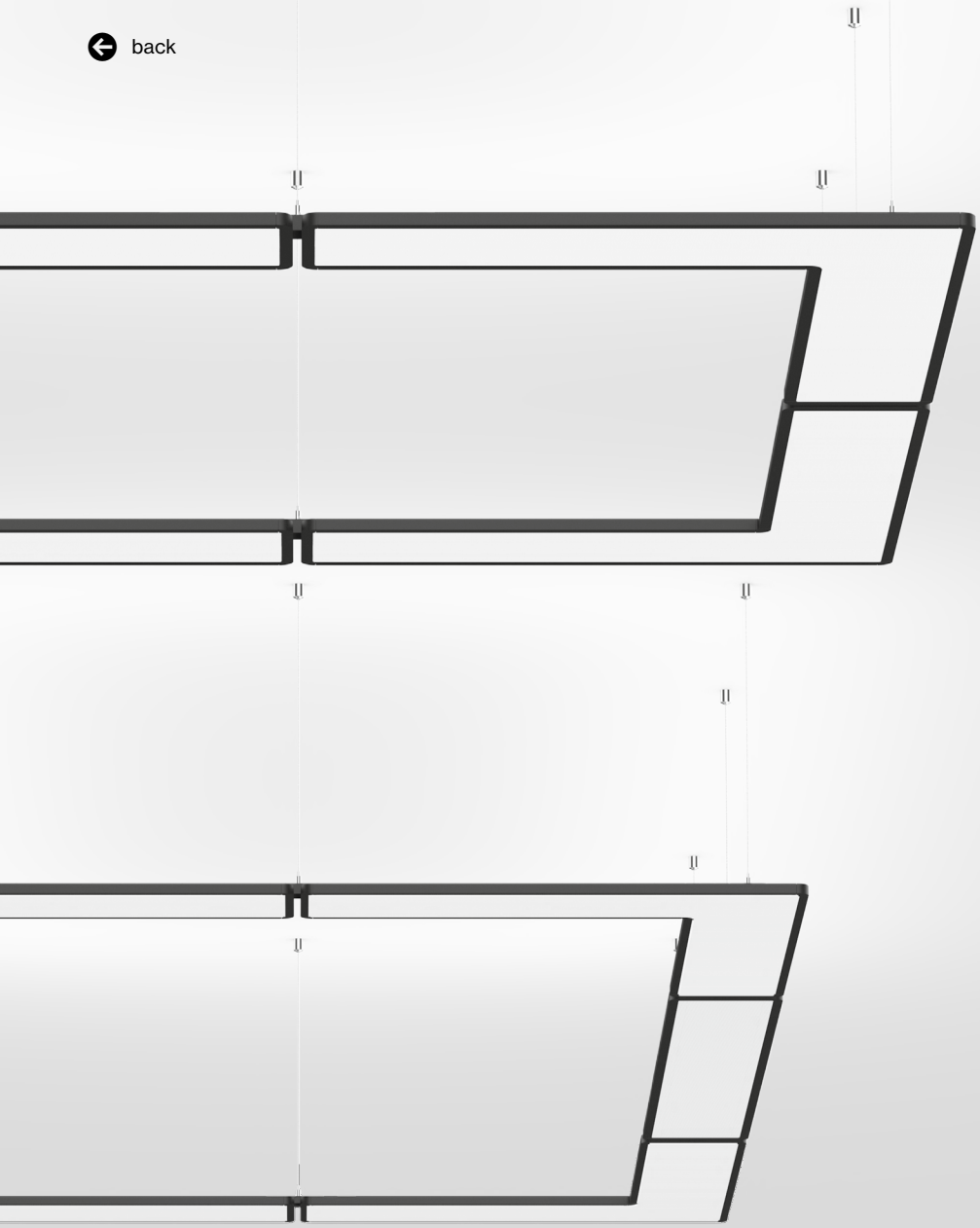

TASK angular

suspended

EN Rectangular suspended luminaire, consisting of single L-shaped or rectangular elements; Luminaire housing made of aluminium – rounded edges; ultra low-profile design (only 15 mm); surface powder coated; cable suspension, tool-less height adjustment; convenient quick mounting system without tools; incl. transparent feed; direct light distribution by LGP body (Light Guiding Prism); side coupled light directed downwards by laser engraving; indirect component with special PCBs for increased luminous flux and maximum ceiling illumination; completely homogeneous illumination; energy-eff. LEDs – very good colour rendering; canopy for through wiring; optional acoustic elements available

FR Luminaire suspendu circulaire, composé d'éléments individuels en forme de L ou de rectangle ; Corps du luminaire en aluminium – bords arrondis ; forme extrêm. plate (15 mm seulement) ; surface thermolaquée ; suspension à câble réglable en hauteur sans outil ; système de montage rapide, convivial et sans outil ; incl. conduit d'alimentation transparent ; distribution de lumière directe par LGP-Body (Light Guiding Prism) ; lumière couplée latéralement guidée vers le bas par gravure laser ; partie indirecte avec platines dédiées pour un flux lumineux accru et un éclairage maximal du plafond ; éclairage parfaitement homogène ; LED à haut rend. énerg. – excellent rendu coul. ; cache-piton pour câblage continu ; en option : éléments acoustiques disponible

Quickinfo

4000 K
CRI ≥ 90, 3 SDCM
up to 118 lm / W
L95 @ 50 000 h
DALI-2
microprismatic (UGR ≤ 19)

acoustic elements
PET felt
♻ from recycled material
up to absorption class A
available as B-s1, d0

Types

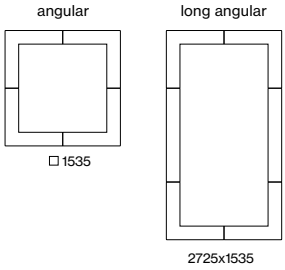

Luminaire colours

Acoustic colours

Light distribution

DiiA® standards
251, 252, 253

click-
system



microprismatic
(UGR ≤ 19)



acoustic
elements

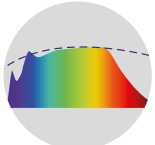

CRI ≥ 98
XPECTRUM

Order options

COLOUR TEMPERATURE
4000 K

CONTROL
DALI-2

LUMINAIRE COLOUR

○ pure white RAL 9010	7
● jet black RAL 9005	8

ACOUSTIC COLOUR

○ white	W
● marble grey	D
● felt grey	G
● black	L
special colours ➔ p. 992	X

LIGHT OPTIC COVER
microprismatic (UGR ≤ 19)

Options on request

COLOUR RENDERING INDEX
CRI ≥ 80
CRI ≥ 98 XPECTRUM

FORM
for other configurations see TASK S suspended system

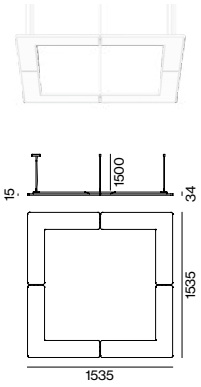

TASK angular suspended

CRI ≥ 90 | UGR ≤ 19 | 1 ADDR. | 220-240 V | X-PERT | X-PERT

DIRECT / INDIRECT POWER

SYSTEM POWER	COLOUR TEMP.	LUMINOUS FLUX	ORDER CODE
197 W	4000 K	↧ 15200 / ↥ 8050 lm	059-528313 K

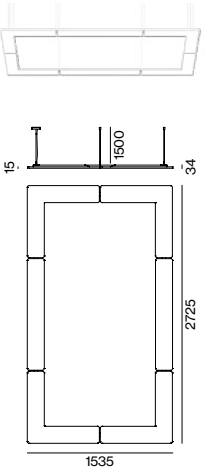

TASK long angular suspended

CRI ≥ 90 | UGR ≤ 19 | 1 ADDR. | 220-240 V | X-PERT | X-PERT

DIRECT / INDIRECT POWER

SYSTEM POWER	COLOUR TEMP.	LUMINOUS FLUX	ORDER CODE
280 W	4000 K	↧ 22480 / ↥ 11620 lm	059-528413 K

Technical data

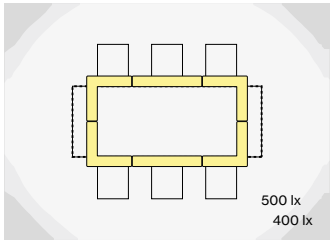

TASK long angular, 280 W, 4000 K, direct / indirect power

ROOM VALUES

Room dimensions	5.4 × 4 × 2.8 m
Reflection factor	0.7 | 0.5 | 0.2
Maintenance factor	0.8
Suspension height	2.25 m

CALCULATION SURFACE

Surface dimensions	3.2 × 1.2 m
Surface height	0.75 m
Average illuminance (E_m)	> 500 lx
Uniformity (U_0)	> 0.6

GLARE EVALUATION

Table Classification X=4H | Y=8H | S=0.25H	
UGR transversal	≤ 19
UGR axial	≤ 19

Acoustic elements

TASK ACOUSTIC inlay

	TYPE	L·W·H (mm)	ORDER CODE
1	TASK angular suspended	1155·1155·30	059-579716
2	TASK long angular suspended	1155·2346·30	059-579718

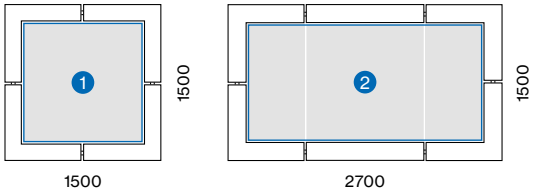

Light distribution

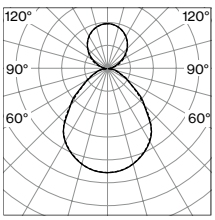

microprismatic
direct / indirect power

LUMINOUS FLUX value calculated for CRI ≥ 90, colour white, cover microprismatic

L'Oréal
Vienna, AT –
by Philipp Grem

Community Windpower
Cheshire, UK

Training center GBU Ritual
Moscow, RU – by Khvorostyaniy T. &
Semionov A. with lighting design by
KA2 Light Architecture



Slim and smart office system



BETO system

EN BETO is extremely slim, powerful, and optimised for office use. It is a system luminaire with an impressive range of flexible elements that can be lined up like building blocks. Available in ceiling-mounted and suspended versions, the system combines technical excellence with subtle, minimalist design. Designed specifically for offices, BETO has custom reflectors to give the best possible user-friendly, ambient monitor lighting. Some variants can be fitted with a brightness and presence sensor. This adapts the lighting to the activity in the office while reducing energy costs. The BETO System has an optional indirect light component for additional ceiling illumination. All curved and straight elements come in 3000 K or 4000 K light colours, and some also have a Tunable White option.

FR Extrêmement mince, puissant et optimisé pour un usage professionnel, le luminaire système BETO séduit par la modularité de ses composants qui peuvent être combinés à la guise du client. Monté en surface au plafond ou suspendu, il allie l'excellence technique à un design subtil et minimaliste. BETO a été spécifiquement conçu pour les besoins des bureaux et dispose de réflecteurs spéciaux pour une lumière optimale adaptée au travail sur écran. En outre, dans certaines de ses versions, le luminaire peut être équipé d'un capteur de présence et de luminosité, permettant ainsi de réduire la facture énergétique en adaptant l'éclairage à la dynamique du bureau. Le système BETO peut être équipé, en option, d'une composante de lumière indirecte pour un éclairage supplémentaire du plafond. Tous les éléments courbes ou droits sont disponibles dans les couleurs de lumière 3000 K, 4000 K ou, pour certains, avec l'option Tunable White.

Types

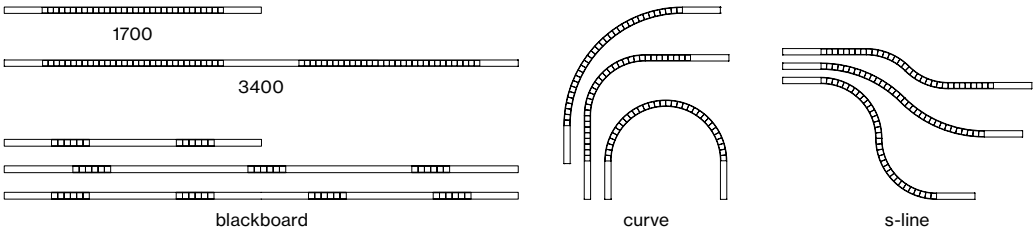

Mountings

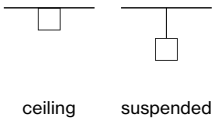

Light distributions

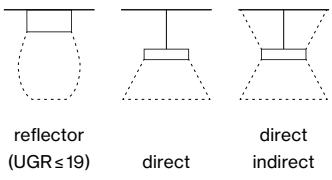

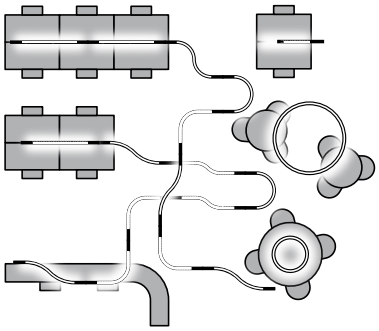

Straight or curved

EN BETO System comes as a suspended luminaire with both straight or curved system elements. Regardless of whether in a linear, curved, or s-shaped design, BETO offers a multifunctional lighting solution that can be integrated into any lighting concept. With an optional indirect light component, the light is distributed homogeneously, creating a pleasant atmosphere.

FR Le système BETO se présente sous forme d'un luminaire suspendu avec des éléments de système linéaires ou courbes. Qu'ils soient linéaires, courbes ou en S, les modèles BETO offrent une solution d'éclairage multifonctionnelle qui s'intègre à tous les concepts d'éclairage. En option, une composante de lumière indirecte permet de répartir la lumière de manière homogène dans la pièce, procurant ainsi une agréable sensation d'espace.

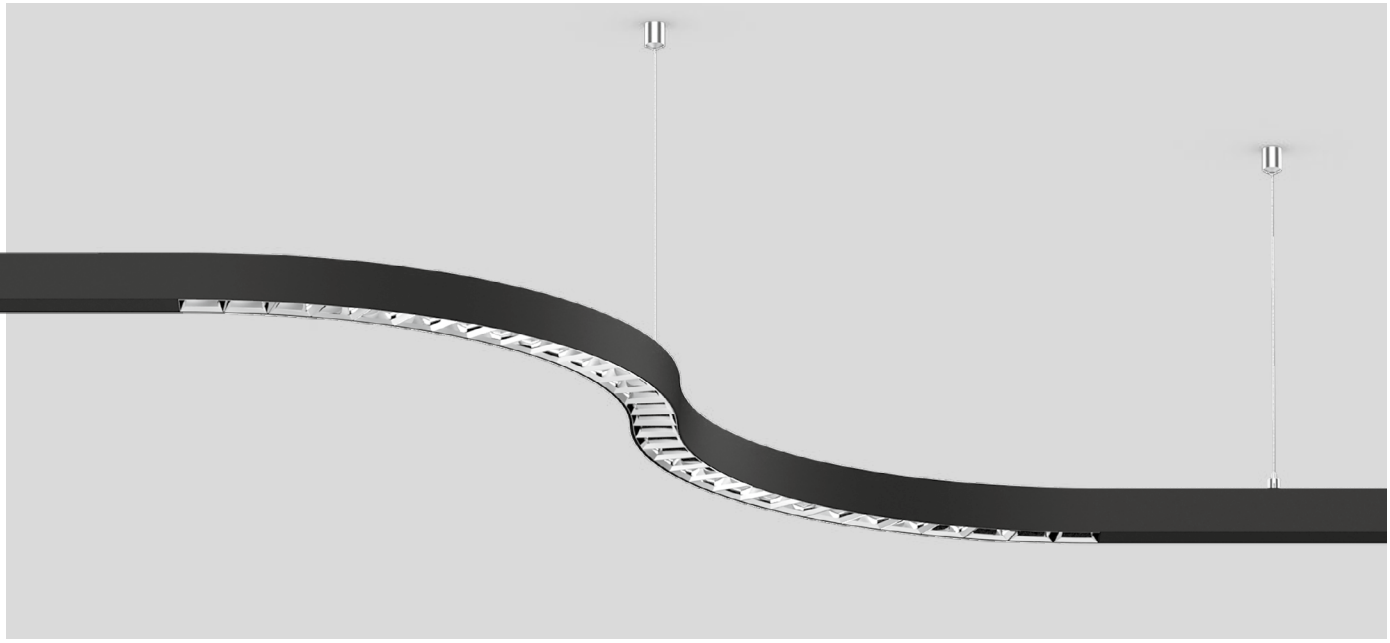



Work-friendly light

EN As an office luminaire, BETO guarantees illumination that is compliant with workplace standards (up to UGR ≤ 13). Custom glare-free reflectors and the selected use of blind covers direct the light precisely to the work surface and reduce reflections. The direct/indirect version comes with special lens technology that distributes the indirect light component homogeneously and broadly into the room.

FR En tant que luminaire de bureaux, BETO garantit un éclairage conforme aux normes des postes de travail (jusqu'à UGR ≤ 13). Des réflecteurs spécialement conçus pour réduire l'éblouissement et l'utilisation ciblée de protections dirigent la lumière avec précision sur le plan de travail et réduisent les reflets. Dans la formule directe/indirecte, un jeu spécial de lentilles répartit de manière homogène la très large composante de lumière indirecte dans la pièce.

Blackboard lighting

EN Uniform blackboard illumination is still a primary focus of good classroom lighting to hold attention and remain legible even from the back. It is often helpful during presentations to dim the lighting or to illuminate parts of the room. Pre-programmed lighting scenes can be activated, thus supporting varying teaching requirements.

FR L'objectif d'un bon éclairage de salle de classe reste l'éclairage uniforme du tableau afin de garantir, une visualisation et une lisibilité optimales y compris au dernier rang. Lors des présentations, il peut être judicieux de faire varier l'intensité de l'éclairage ou de n'éclairer que certaines parties de la pièce. Des configurations préprogrammées peuvent être activées pour répondre aux divers besoins pédagogiques.

Advanced sensor technology

EN BETO System is equipped with a DALI sensor and can be controlled as a network. A presence sensor controls the light at the workstation if someone is there. A brightness sensor adjusts the light intensity to the ambient brightness. If desks, rooms, or corridors are unoccupied, the light automatically switches off after a defined delay. This saves energy and extends the service life.

FR Equipé d'un capteur DALI, le système BETO peut être contrôlé en réseau. Un capteur de présence module l'éclairage sur le poste de travail en fonction de la présence d'une personne. En outre, un capteur de luminosité ajuste l'intensité lumineuse en fonction de la luminosité ambiante. Lorsque les bureaux, les pièces ou les couloirs sont vacants, la lumière s'éteint donc automatiquement après un laps de temps défini, permettant d'économiser de l'énergie et d'augmenter la durée de vie de votre équipement.

Full-spectrum LED

EN XAL's new XPECTRUM LEDs deliver healthy, biologically effective light. The reduced blue light and increased cyan values reduce the blue light hazard for the eye to daylight-equivalent levels. The resulting non-visual, so-called melanopic light effect, improves concentration and increases sleep quality. The excellent colour rendering of IES TM 30-15 $R_f = 98$ and $R_g = 101$ further helps visual comfort.

FR La nouvelle LED XPECTRUM de XAL fournit une lumière saine et adaptée au rythme circadien. La réduction de la lumière bleue ainsi que l'augmentation des valeurs cyan réduisent le risque que représente pour l'œil la lumière bleue, retrouvant un niveau similaire à celui de la lumière du jour. Il en résulte un effet d'éclairage non visuel, dit mélanopique, qui favorise la concentration et améliore la qualité du sommeil. L'excellent rendu des couleurs de l'IES TM 30-15 $R_f = 98$ et $R_g = 101$ constitue un autre atout pour le confort visuel.

XPECTRUM LED

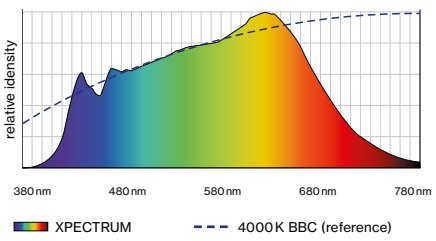

Commercially available LED 4000 K

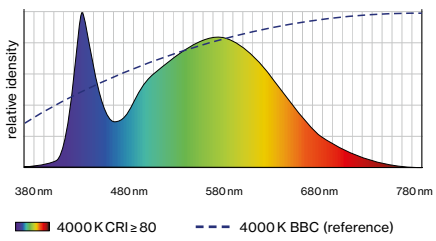

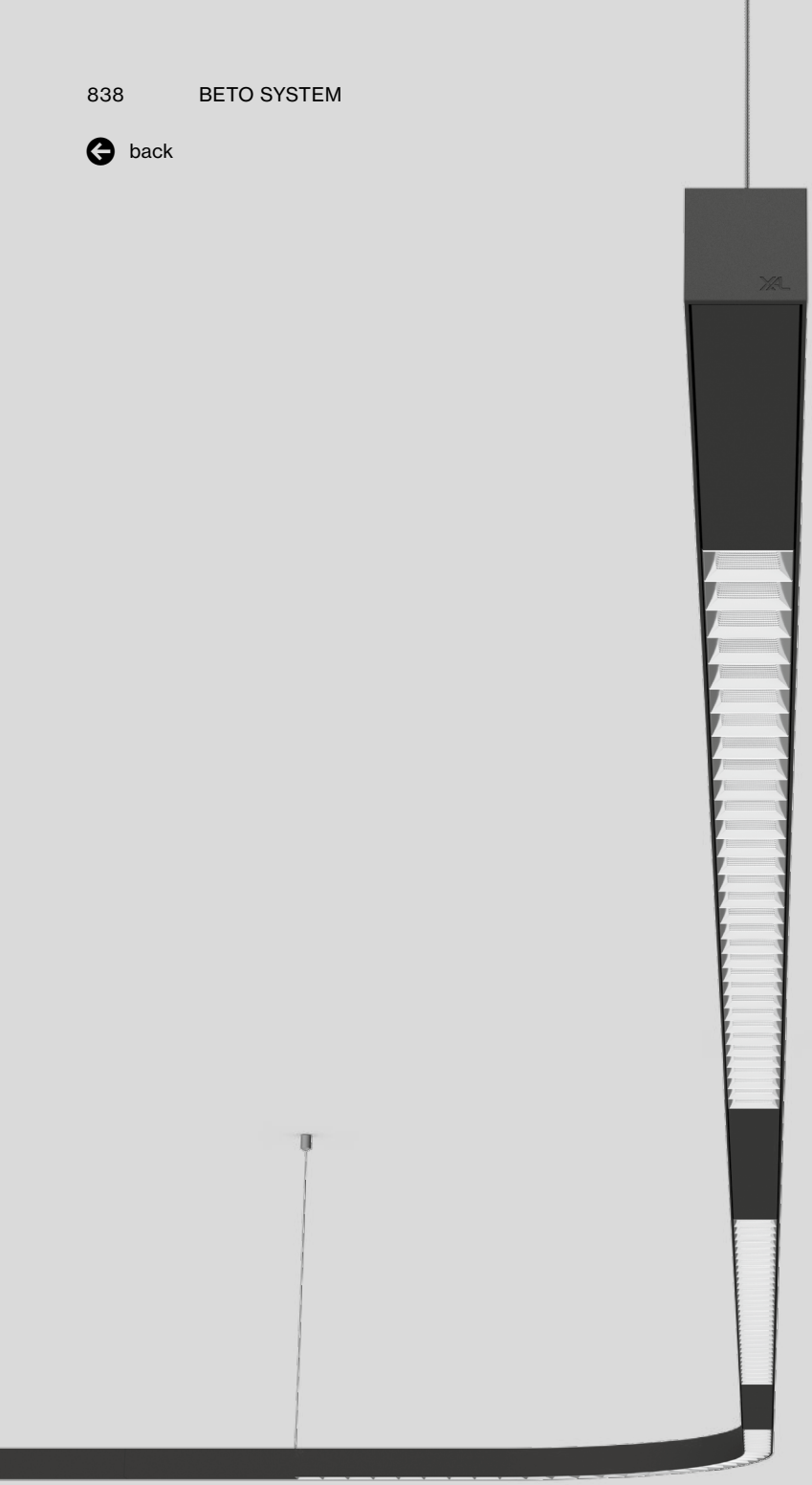

BETO system

ceiling / suspended

EN Luminaire housing from extruded aluminium profile, angular design (only 42 x 42 mm); no visible screws; for lighting systems; linear, S-shaped or CURVE segment (90° or 180°); powder coated; pendant fitting with cable suspension; height adjustment without tools; with transparent feeder cable; extruded profile for improved thermal management; high-gloss reflector with faceted design; direct or direct / indirect light distribution, or with high-quality aluminum-vaporised micro-faceted reflector for homogeneous vertical lighting intensity; indirect light component with integrated PC boards and high-quality lens system for max., homog. ceiling illumination, separately controllable; energy-eff. LEDs – very good colour rendering

FR Corps de luminaire en profil extrudé en alu, version arête (seulement 42 x 42 mm) ; aucune vis visible ; pour les systèmes d'éclairage ; linéaire, en forme de S ou segment CURVE (90° ou 180°) ; thermolaquée ; suspension par câble ; réglage en hauteur sans outil ; conduit d'alimentation transparent inclus ; profil extrudé pour une meilleure gestion de la température ; réflecteur ultra-brillant avec optique à facettes ; caractéristiques de rayonnement dir. ou dir./ indir. ou avec réflecteur à microfacettes à revêtement alum. atténuant pour un éclairage vertical homogène ; proportion de lumière indir. avec platines propres + optique à lentille pour illum. de plafond max. homog., commande séparée ; LED à haut rend. énerg. – excellent rendu coul.

Quickinfo

3000 K, 4000 K, TW
CRI ≥ 80, 3 SDCM
UGR ≤ 19 / 65° ≤ 1500 cd/m²
L 3400 direct up to 136 lm/W
L 3400 D/I up to 140 lm/W
L 3400 blackboard up to 124 lm/W
L90 @ 50 000 h
DALI-2, DALI sensor
reflector (UGR ≤ 19)

Types

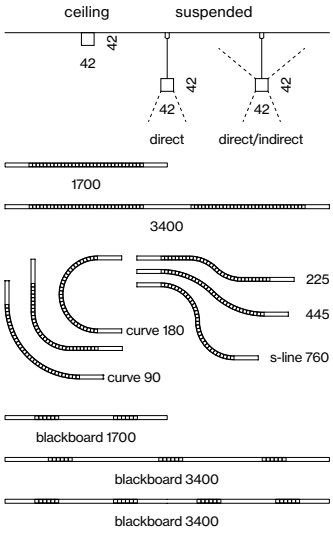

Colours

Light distributions

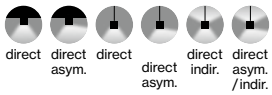

DiiA® standards 251, 252, 253

curve elements

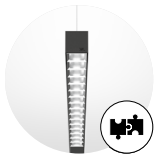

single luminaire (p. 470)

DIN EN 12464-1 UGR ≤ 19

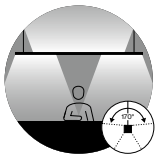

glare-free direct and 170° indirect illumination

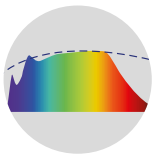

CRI ≥ 98 XPECTRUM

Order options

COLOUR TEMPERATURE

3000 K	5
4000 K	6
tunable white 2700 – 6500 K*	

*DALI-2 DT8

CONTROL

DALI-2	3
DALI sensor*	7

*brightness & presence
only linear 3400 mm (not blackboard)

MATERIAL COLOUR

○ pure white RAL 9010	7
● jet black RAL 9005	8

LIGHT OPTIC COVER

reflector (UGR ≤ 19)

Options on request

COLOUR RENDERING INDEX

CRI ≥ 90
CRI ≥ 98 XPECTRUM

SYSTEM SOLUTION

continuous reflector
individual length

Light distributions

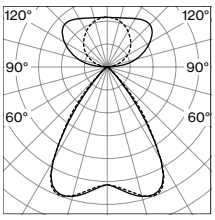

reflector (UGR ≤ 16)
direct / indirect power

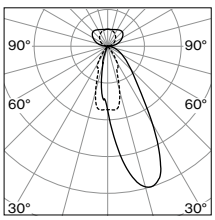

blackboard
direct / indirect

LUMINOUS FLUX value calculated for CRI ≥ 80, colour white, reflector chrome

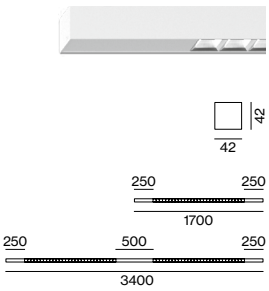

BETO linear ceiling / suspended system

UGR ≤ 19 | cd/m² ≤1500 | DALI 1-2 ADDR. | 220-240 V | X-PERT | X-PERT

DIRECT

SYS. POWER	COLOUR TEMP.	LUM. FLUX	L (mm)	ORDER CODE
26.1 W	3000 K	3340 lm	1700	074-6006 R
(1 × DALI)	4000 K	3540 lm		
52 W	3000 K	6680 lm	3400	074-6009 R
(2 × DALI)	4000 K	7080 lm		

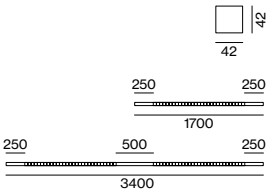

TUNABLE WHITE | UGR ≤ 16 | cd/m² ≤1500 | DALI 2-3 ADDR. | 220-240 V | X-PERT | X-PERT

DIRECT / INDIRECT POWER

SYS. POWER	COLOUR TEMP.	LUM. FLUX	L (mm)	ORDER CODE
57 W	3000 K	↧ 3350 / ↥ 3790 lm	1700	074-6036 R
(2 × DALI)	4000 K	↧ 3540 / ↥ 4020 lm		
109 W	3000 K	↧ 6690 / ↥ 7590 lm	3400	074-6039 R
(3 × DALI)	4000 K	↧ 7080 / ↥ 8040 lm		
109 W	3000 K	↧ 6690 lm	3400	074-60D95 R
(3 × DALI)	2700 – 6500 K	↥ 6810 lm		
109 W	4000 K	↧ 7080 lm	3400	074-60D96 R
(3 × DALI)	2700 – 6500 K	↥ 6810 lm		

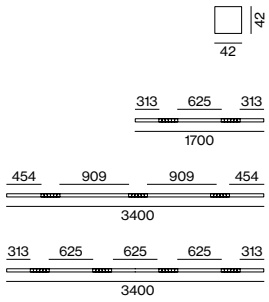

DALI 1-2 ADDR. | 220-240 V | X-PERT | X-PERT

BLACKBOARD WALLWASHER

SYS. POWER	COLOUR TEMP.	LUM. FLUX	L (mm)	ORDER CODE
48 W	3000 K	4940 lm	1700	074-7706 R
(1 × DALI)	4000 K	5100 lm		
72 W	3000 K	7420 lm	3400	074-7719 R
(2 × DALI)	4000 K	7630 lm		
90 W	3000 K	9890 lm	3400	074-7729 R
(2 × DALI)	4000 K	10180 lm		

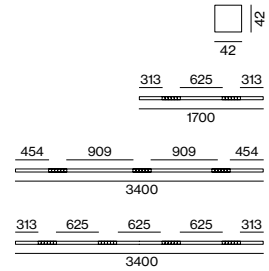

DALI 2-3 ADDR. | 220-240 V | X-PERT | X-PERT

BLACKBOARD WALLWASHER / INDIRECT

SYS. POWER	COLOUR TEMP.	LUM. FLUX	L (mm)	ORDER CODE
79 W	3000 K	↧ 4940 / ↥ 3780 lm	1700	074-7736 R
(2 × DALI)	4000 K	↧ 5090 / ↥ 4000 lm		
127 W	3000 K	↧ 7420 / ↥ 7680 lm	3400	074-7749 R
(3 × DALI)	4000 K	↧ 7630 / ↥ 8130 lm		
150 W	3000 K	↧ 9890 / ↥ 7680 lm	3400	074-7759 R
(3 × DALI)	4000 K	↧ 10180 / ↥ 8130 lm		

Accessories

END CAPS

TYPE	ORDER CODE
end caps (pair)	074-609001

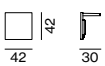

LINEAR CONNECTOR

TYPE	ORDER CODE
mechanical linear connector ceiling	074-6091110

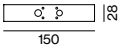

CEILING FASTENER / CABLE SUSPENSION / POWER FEEDER

TYPE	L (mm)	ORDER CODE
ceiling fastener	67	050-204121
cable suspension	1500	005-2152110
canopy / feeder cable 5 × 1.5 mm²	1500	005-221241
through wire 5 × 1.5 mm² (10 pieces)		004-90005

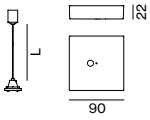

more accessories see page 841

back

Order options

COLOUR TEMPERATURE

3000 K	5
4000 K	6

CONTROL

DALI-2

MATERIAL COLOUR

○ pure white RAL 9010	7
● jet black RAL 9005	8

LIGHT OPTIC COVER

reflector (UGR ≤ 16)

Options on request

COLOUR RENDERING INDEX

CRI ≥ 90
CRI ≥ 98 XPECTRUM

Light distribution

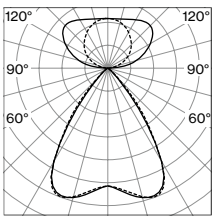

reflector (UGR ≤ 16)
direct / indirect power

LUMINOUS FLUX value calculated for CRI ≥ 80, colour white, reflector chrome

BETO curve ceiling / suspended system

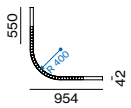

400 | 90°

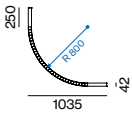

800 | 90°

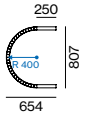

400 | 180°

UGR ≤ 19 | cd/m² ≤ 1500 | DALI 1 ADDR. | 220-240 V | X-PERT | X-PERT

DIRECT

SYS. POWER	COLOUR TEMP.	LUM. FLUX	R (mm)	ORDER CODE
26.1 W	3000 K	3470 lm	400 | 90°	074-7101 :: 3 ◪ R
	4000 K	3680 lm		
26.1 W	3000 K	3470 lm	800 | 90°	074-7103 :: 3 ◪ R
	4000 K	3680 lm		
26.1 W	3000 K	3470 lm	400 | 180°	074-7102 :: 3 ◪ R
	4000 K	3680 lm		

UGR ≤ 16 | cd/m² ≤ 1500 | DALI 2 ADDR. | 220-240 V | X-PERT | X-PERT

DIRECT / INDIRECT POWER

S. POWER	COLOUR TEMP.	LUM. FLUX	R (mm)	ORDER CODE
57 W	3000 K	↧3470 / ↥3860 lm	400 | 90°	074-7131 :: 3 ◪ R
	4000 K	↧3680 / ↥4080 lm		
57 W	3000 K	↧3470 / ↥3860 lm	800 | 90°	074-7133 :: 3 ◪ R
	4000 K	↧3680 / ↥4080 lm		
57 W	3000 K	↧3470 / ↥3860 lm	400 | 180°	074-7132 :: 3 ◪ R
	4000 K	↧3680 / ↥4080 lm		

BETO s-line ceiling / suspended system

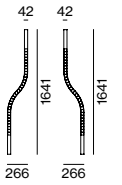

225 L 225 R
bottom view

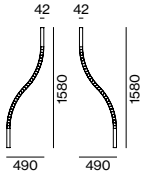

445 L 445 R
bottom view

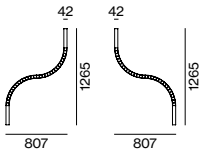

760 L 760 R
bottom view

UGR ≤ 19 | cd/m² ≤ 1500 | DALI 1 ADDR. | 220-240 V | X-PERT | X-PERT

DIRECT

SYS. POWER	COLOUR TEMP.	LUM. FLUX	TYPE	ORDER CODE
26.1 W	3000 K	3470 lm	225 L	074-7201 :: 3 ◪ R
	4000 K	3680 lm		
26.1 W	3000 K	3470 lm	225 R	074-7202 :: 3 ◪ R
	4000 K	3680 lm		
26.1 W	3000 K	3470 lm	445 L	074-7205 :: 3 ◪ R
	4000 K	3680 lm		
26.1 W	3000 K	3470 lm	445 R	074-7206 :: 3 ◪ R
	4000 K	3680 lm		
26.1 W	3000 K	3470 lm	760 L	074-7203 :: 3 ◪ R
	4000 K	3680 lm		
26.1 W	3000 K	3470 lm	760 R	074-7204 :: 3 ◪ R
	4000 K	3680 lm		

UGR ≤ 16 | cd/m² ≤ 1500 | DALI 2 ADDR. | 220-240 V | X-PERT | X-PERT

DIRECT / INDIRECT POWER

S. POWER	COLOUR TEMP.	LUM. FLUX	TYPE	ORDER CODE
57 W	3000 K	↧3470 / ↥3860 lm	225 L	074-7231 :: 3 ◪ R
	4000 K	↧3680 / ↥4080 lm		
57 W	3000 K	↧3470 / ↥3860 lm	225 R	074-7232 :: 3 ◪ R
	4000 K	↧3680 / ↥4080 lm		
57 W	3000 K	↧3470 / ↥3860 lm	445 L	074-7235 :: 3 ◪ R
	4000 K	↧3680 / ↥4080 lm		
57 W	3000 K	↧3470 / ↥3860 lm	445 R	074-7236 :: 3 ◪ R
	4000 K	↧3680 / ↥4080 lm		
57 W	3000 K	↧3470 / ↥3860 lm	760 L	074-7233 :: 3 ◪ R
	4000 K	↧3680 / ↥4080 lm		
57 W	3000 K	↧3470 / ↥3860 lm	760 R	074-7234 :: 3 ◪ R
	4000 K	↧3680 / ↥4080 lm		

Order options

MATERIAL COLOUR

○ pure white RAL 9010	7
● jet black RAL 9005	8

Accessories



END CAPS

TYPE	ORDER CODE
end caps (pair)	074-609001

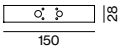

LINEAR CONNECTOR

TYPE	ORDER CODE
mechanical linear connector suspended	074-609112 0

incl. 1500 mm cable suspension

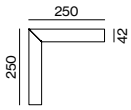

CORNER CONNECTOR 90°

TYPE	ORDER CODE
corner connector 90°	074-609121

incl. through wire 5 × 1.5 mm²; order two mechanical linear connectors separately

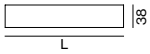

BLIND COVER

TYPE	ORDER CODE
blind cover 250 mm	074-609910
blind cover 500 mm	074-609911

order 1 × blind cover 500 mm for each linear connector and 1 × 250 mm for each end

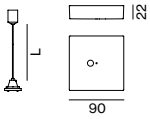

CABLE SUSPENSION / CANOPY / THROUGH WIRE

TYPE	L (mm)	ORDER CODE
cable suspension	1500	005-215211 0
canopy / feeder cable 5 × 1.5 mm²	1500	005-221241
through wire 5 × 1.5 mm² (10 pieces)		004-90005

for electrical system configuration see luminaire data sheet at xal.com

Arrangement examples (top view)

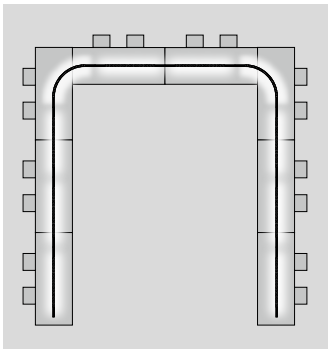

BETO CURVE 90
conference / seminar

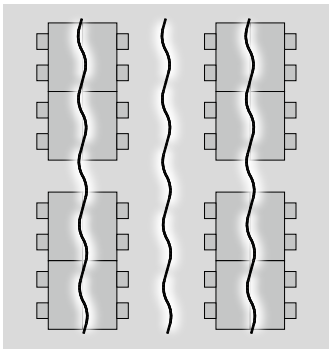

BETO S-LINE 445
office

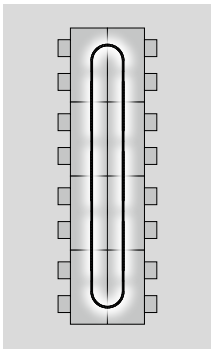

BETO CURVE 180
conference / seminar



BETO S-LINE 760
corridor

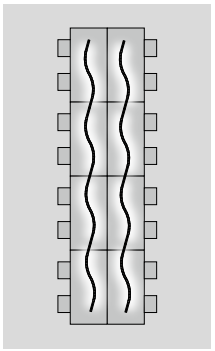

BETO S-LINE 445
conference / seminar

Technical data (top view)

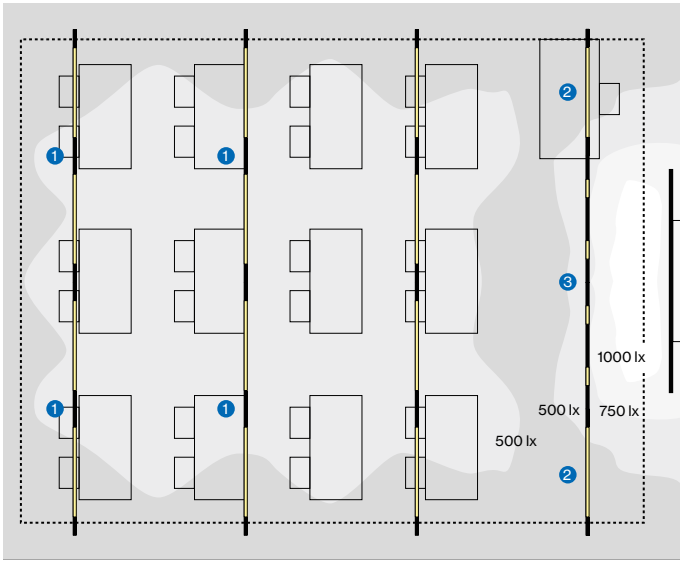

❶ **BETO** 3400 ceiling system, 52 W, 4000 K
❷ **BETO** 1700 ceiling system, 26.1 W, 4000 K
❸ **BETO** 3400 blackboard ceiling system, 90 W, 4000 K

ROOM VALUES	
Room dimensions	9.5 × 7.5 × 3 m
Reflection factor	0.7 | 0.5 | 0.2
Maintenance factor	0.8
Mounting height	3 m

CALCULATION SURFACE ·····	
Surface dimensions	8.5 × 6.5
Surface height	0.75
Average illuminance (E_m)	> 500 lx
Uniformity (U_0)	> 0.6

GLARE EVALUATION

Table Classification X=4H | Y=8H | S=0.25H	
UGR transversal	≤ 19
UGR axial	≤ 19

Office
Visualisation

Creative Lab Barcelona, ES –
lighting design by MMAS Lighting
tables designed by James Burleigh



F+P Architekten ZT GmbH
Vienna, AT – by F+P Architekten ZT GmbH with lighting design by Ing. Gerald Pummer, Illuminazione

Office Inarto Architecten
Herentals, BE – by Inarto Architecten

The art of round efficiency



SETA system

EN The SETA system luminaire is perfect for bespoke office needs with a choice of straight or angular elements that can be arranged in any order. The minimalist yet powerful luminaire is available in ceiling-mounted or suspended system versions. Particularly noteworthy are the reflectors optimised for office spaces, which were designed specifically for working on screens. The indirect light component creates a pleasant, homogeneous ceiling illumination for every work area. The SETA System luminaire is also available on request with presence and brightness sensors, and in the light colours 3000 K, 4000 K, and, depending on the version, also in Tunable White.

FR Avec leurs raccords droits ou carrés alignables à l'envi, les luminaires système SETA sont idéals pour les besoins de personnalisation en bureautique. Ce luminaire épuré et néanmoins puissant est proposé en version système suspendue mais aussi en surface pour plafond. À noter en particulier la présence de réflecteurs optimisés pour les bureaux, conçus tout spécialement pour le travail sur écran. La partie de lumière indirecte éclaire le plafond de chaque espace de travail de manière homogène et agréable. Le luminaire système SETA est aussi disponible sur demande avec capteurs de présence et de luminosité, dans les températures de couleur 3000 K, 4000 K et, selon la variante, en Tunable White.

Types

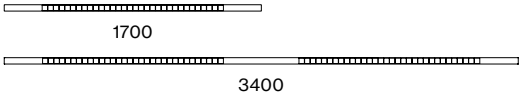

Mountings



ceiling suspended

Configurations

linear corner

Light distributions

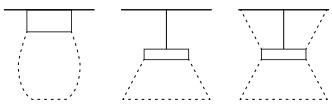

reflector (UGR ≤ 19) direct direct indirect

Work-friendly light

EN As an office luminaire, SETA guarantees illumination that is compliant with workplace standards (up to UGR ≤ 16). Custom glare-free reflectors and the selected use of blind covers direct the light precisely to the work surface and reduce reflections. The direct / indirect version comes with special lens technology that distributes the indirect light component homogeneously and broadly towards the ceiling..

FR En tant que luminaire de bureaux, SETA garantit un éclairage conforme aux normes des postes de travail (jusqu'à UGR ≤ 16). Des réflecteurs spécialement conçus pour réduire l'éblouissement et l'utilisation ciblée de protections dirigent la lumière avec précision sur le plan de travail et réduisent les reflets. Dans la formule directe/indirecte, un jeu spécial de lentilles répartit de manière homogène la très large composante de lumière indirecte dans la pièce.



Advanced sensor technology

EN SETA System is equipped with a DALI sensor and can be controlled as a network. A presence sensor controls the light at the workstation depending on whether anyone is in the vicinity. If desks, rooms, or corridors are unoccupied, the light automatically switches off after a defined delay. This saves energy and extends the service life. A brightness sensor adjusts the light intensity to the ambient brightness.

FR Equipé d'un capteur DALI, le système SETA peut être contrôlé en réseau. Un capteur de présence module l'éclairage sur le poste de travail en fonction de la présence d'une personne. En outre, un capteur de luminosité ajuste l'intensité lumineuse en fonction de la luminosité ambiante. Lorsque les bureaux, les pièces ou les couloirs sont vacants, la lumière s'éteint donc automatiquement après un laps de temps défini, permettant d'économiser de l'énergie et d'augmenter la durée de vie de votre équipement.

Lines & edges

EN SETA System comes as a suspended luminaire with straight and angular system elements. Thus, SETA offers a lighting solution that fits into any lighting design concept. Optionally with an indirect light component, the light is distributed homogeneously across the ceiling and creates a pleasant room atmosphere.

FR Luminaire suspendu aux éléments rectilignes et carrés, SETA System est une solution d'éclairage qui s'intègre à merveille à tout concept d'éclairage. Proposé en option avec une partie de lumière indirecte, il répartit la lumière de manière homogène au plafond, diffusant une ambiance des plus plaisantes dans la pièce.



TW – Tunable White

EN Changes in the colour of light have a substantial effect on our mood. Tunable White allows the colour temperature to be continuously adjusted from 2700 K (warm light) to 6500 K (cool light) to dynamically adapt the lighting to the time of day or ambient brightness.

FR Les variations de la température de couleur ont un puissant effet sur notre humeur. Tunable White permet le passage en continu de la température de couleur de 2700 K (lumière chaude) à 6500 K (lumière froide), afin d'adapter l'éclairage de manière dynamique à l'heure ou à la luminosité ambiante.

Full-spectrum LED

EN XAL's new XPECTRUM LEDs deliver healthy, biologically effective light. The reduced blue light component and increased cyan values reduce the blue light hazard for the eye to daylight-equivalent levels. The resulting non-visual, so-called melanopic light effect, improves concentration and increases sleep quality. The excellent colour rendering of IES TM 30-15 $R_f = 98$ and $R_g = 101$ further helps visual comfort.

FR La nouvelle LED XPECTRUM de XAL fournit une lumière saine et adaptée au rythme circadien. La réduction de la lumière bleue ainsi que l'augmentation des valeurs cyan réduisent le risque que représente pour l'œil la lumière bleue, retrouvant un niveau similaire à celui de la lumière du jour. Il en résulte un effet d'éclairage non visuel, dit mélanopique, qui favorise la concentration et améliore la qualité du sommeil. L'excellent rendu des couleurs de l'IES TM 30-15 $R_f = 98$ et $R_g = 101$ constitue un autre atout pour le confort visuel.

XPECTRUM LED

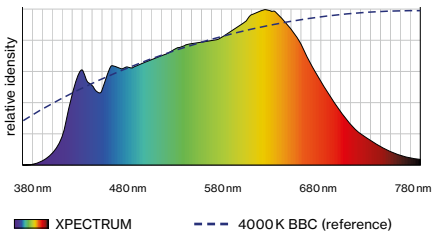

Commercially available LED 4000 K

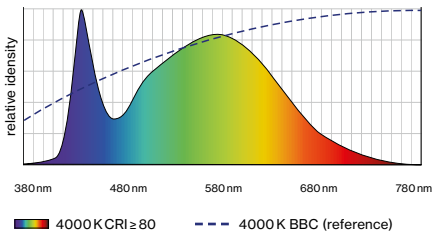

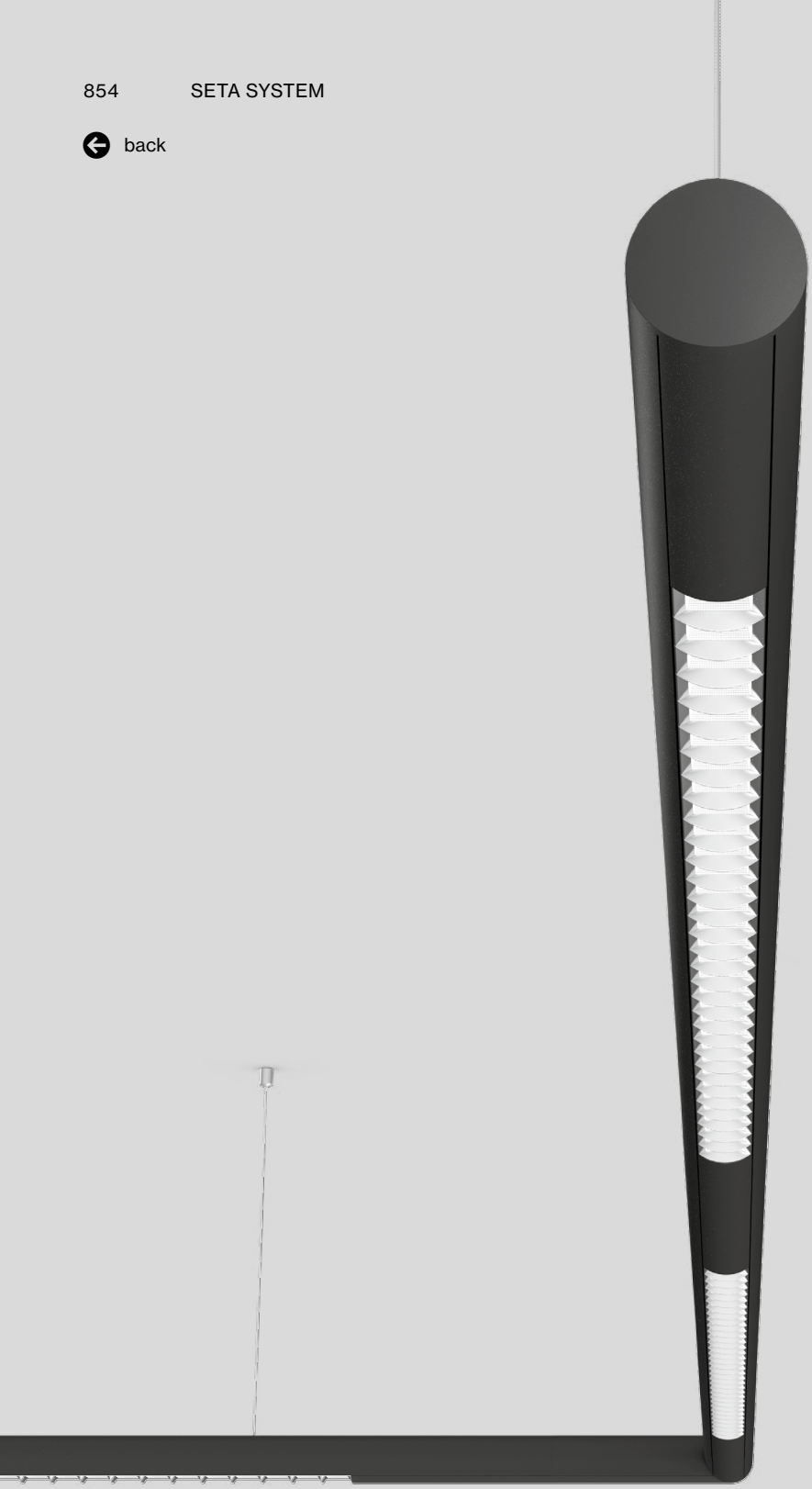

SETA system

ceiling / suspended

EN Luminaire housing from extruded aluminium profile, round design (only ø 61 mm); no visible screws; for lighting systems; linear; powder coated; pendant fitting with cable suspension; height adjustment without tools; with transparent feeder cable; extruded profile for improved thermal management; high-gloss reflector with faceted design; direct or direct / indirect light distribution; indirect light component with integrated PC boards and high-quality lens system for max., homog. ceiling illumination, separately controllable; energy-eff. LEDs – very good colour rendering

FR Corps de luminaire en profil extrudé en alu, version rond (seulement ø 61 mm) ; aucune vis visible ; pour les systèmes d'éclairage ; linéaire ; thermolaquée ; suspension par câble ; réglage en hauteur sans outil ; conduit d'alimentation transparent inclus ; profil extrudé pour une meilleure gestion de la température ; réflecteur ultra-brillant avec optique à facettes ; caractéristique de rayonnement direct ou direct / indirect ; proportion de lumière indir. avec platines propres + optique à lentille pour illum. de plafond max. homog., commande séparée ; LED à haut rend. énerg. – excellent rendu coul.

Quickinfo

3000 K, 4000 K, TW
CRI ≥ 80, 3 SDCM
UGR ≤ 19/ 65° ≤ 1500 cd/m²
L 3400 direct up to 136 lm/W
L 3400 D/I up to 140 lm/W
L90 @ 50 000 h
DALI-2, DALI sensor
reflector (UGR ≤ 19)

Types

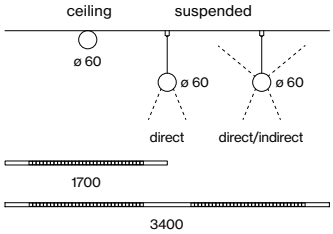

Colours

Light distributions

DiiA® standards 251, 252, 253

special end cap design

corner connector

DIN EN 12464-1 UGR ≤ 19



single luminaire (p. 486)

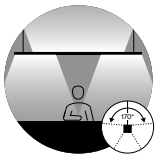

glare-free direct and 170° indirect illumination

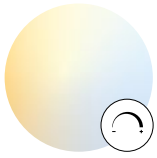

tunable white 2700 – 6500 K

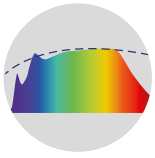

CRI ≥ 98 XPECTRUM

Order options

COLOUR TEMPERATURE

3000 K	5
4000 K	6
tunable white 2700 – 6500 K*	

*DALI-2 DT8

CONTROL

DALI-2	3
DALI sensor*	7

*brightness & presence | only 3400 mm

MATERIAL COLOUR

white	7
black	8

LIGHT OPTIC COVER

reflector (UGR ≤ 19)

Options on request

COLOUR RENDERING INDEX

CRI ≥ 90
CRI ≥ 98 XPECTRUM

MATERIAL COLOUR

grey

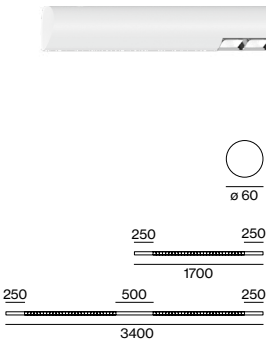

SETA ceiling / suspended system

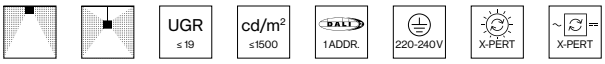

LINEAR DIRECT

SYS. POWER	COLOUR TEMP.	LUM. FLUX	L (mm)	ORDER CODE
26.1 W	3000 K	3340 lm	1700	074-5006 R
(1 × DALI)	4000 K	3540 lm		
52 W	3000 K	6680 lm	3400	074-5009 R
(2 × DALI)	4000 K	7080 lm		

SETA suspended system

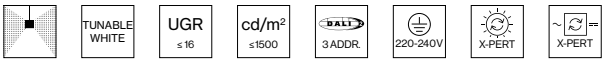

LINEAR DIRECT / INDIRECT POWER

SYS. POWER	COLOUR TEMP.	LUM. FLUX	L (mm)	ORDER CODE
57 W	3000 K	↧ 3350 / ↥ 3790 lm	1700	074-5036 R
(2 × DALI)	4000 K	↧ 3540 / ↥ 4020 lm		
109 W	3000 K	↧ 6690 / ↥ 7590 lm	3400	074-5039 R
(3 × DALI)	4000 K	↧ 7080 / ↥ 8040 lm		
109 W	3000 K	↧ 6690 lm	3400	074-50D95 R
(3 × DALI)	2700 – 6500 K	↥ 6810 lm		
109 W	4000 K	↧ 7080 lm	3400	074-50D96 R
(3 × DALI)	2700 – 6500 K	↥ 6810 lm		

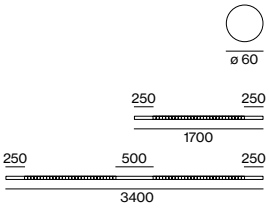

Accessories

END CAPS

TYPE	ORDER CODE
end caps (pair)	074-509001

LINEAR CONNECTOR / CORNER CONNECTOR 90°

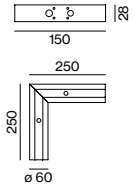

TYPE	ORDER CODE
mechanical linear connector ceiling	074-5091110
mechanical linear connector suspended*	074-6091120
corner connector 90°**	074-509121

* incl. 1500 mm cable suspension; ** incl. through wire 5 × 1.5 mm²;
order two mechanical linear connectors separately

BLIND COVER

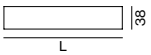

TYPE	ORDER CODE
blind cover 250 mm	074-509910
blind cover 500 mm	074-509911

order 1 × blind cover 500 mm for each linear connector and 1 × 250 mm for each end

CEILING FASTENER

TYPE	L (mm)	ORDER CODE
ceiling fastener	67	050-204121

CABLE SUSPENSION / CANOPY / THROUGH WIRE

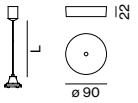

TYPE	L (mm)	ORDER CODE
cable suspension	1500	005-2152110
canopy / feeder cable 5 × 1.5 mm²	1500	005-221241
through wire 5 × 1.5 mm² (10 pieces)		004-90005

for electrical system configuration see luminaire data sheet at xal.com

Light distribution

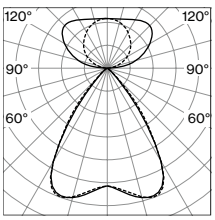

reflector (UGR ≤ 19)
direct / indirect power

LUMINOUS FLUX value calculated for
CRI ≥ 80, colour white, reflector chrome

Office
Visualisation

Quality along the line



LENO system

EN The extremely flat LENO profile luminaire is surprisingly versatile. It is available as a recessed, semi-recessed, or surface-mounted version for wall or ceiling mounting, in a suspended version. LENO and its microprismatic cover create ideal work light. The version with an opal cover is best suited for homogeneous room lighting. The variant with asymmetrical beam distribution illuminates walls homogeneously. LENO Jut-Out adds further ceiling illumination by employing discreet lateral radiation. By simply fixing the insets magnetically, assembly is quick and flexible.

FR LENO est un luminaire profilé extrêmement plat qui se démarque par son côté polyvalent. Ce luminaire système est disponible en version encastrée, semi-encastrée ou apparente à monter sur mur ou plafond, sans oublier la variante suspendue. Doté d'un diffuseur microprismatique, LENO crée un éclairage de travail idéal. La variante avec diffuseur opale contribue à l'homogénéité de l'éclairage de la pièce. Dans sa version asymétrique, les murs sont éclairés de manière homogène, tandis que LENO Jut-Out génère un éclairage supplémentaire au plafond par un discret rayonnement latéral. La fixation magnétique des inserts se traduit par un montage d'une remarquable rapidité et flexibilité.

Type

90

Mountings

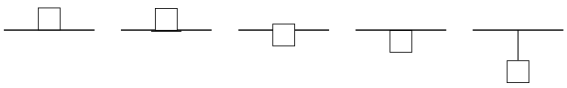

trimless recessed | trim recessed | semi-recessed | surface | suspended

Configuration

linear

Light distributions

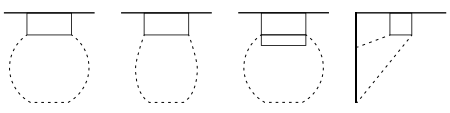

opal | microprismatic (UGR ≤ 19) | jut-out | wallwasher

Magnetic attachment

EN Simple and utterly tool-free installation: LENO luminaire insets are magnetically fixed in the profile. The patented system saves time and money when installing the luminaire.

FR Un montage facile et totalement sans outil : les éléments d'éclairage LENO sont fixés magnétiquement dans le profilé. Grâce à ce système breveté, nos clients économisent de surcroît du temps et de l'argent lors de l'installation du luminaire.

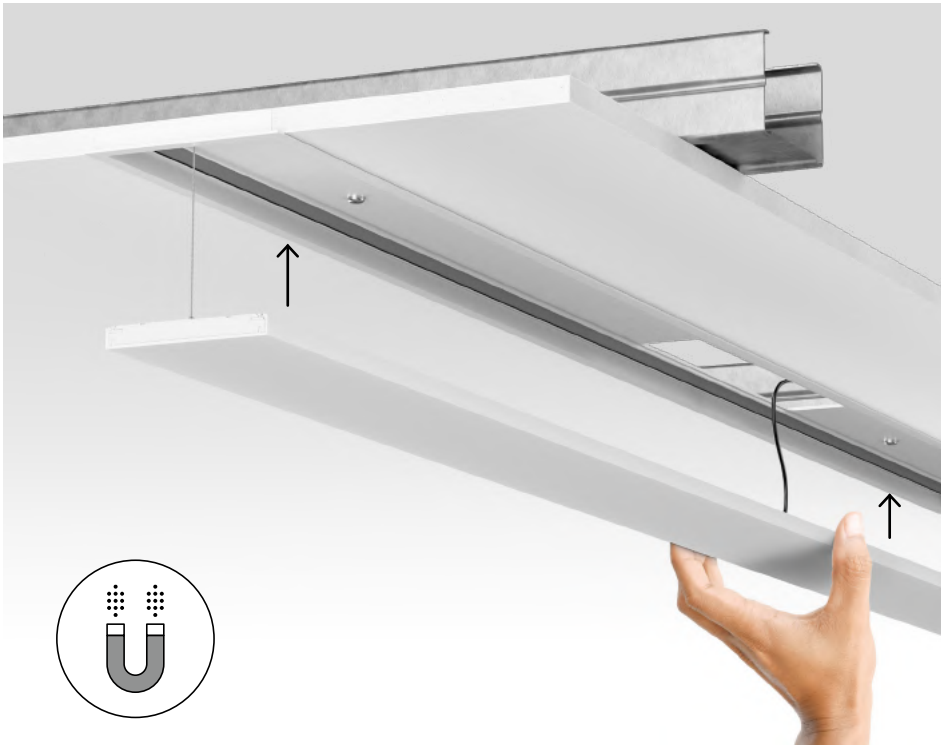



Variety

EN Available for installation in plasterboard ceilings, suspended, or as a surface-mounted variant, this exceptionally flat profile luminaire has precise, homogeneously illuminated edges and can be used in a variety of ways. Choose between the high-performance Opal Cover inset for homogeneous illumination, the workplace-compatible microprismatic cover (UGR ≤ 19) or the opal Jut-Out version for improved room and ceiling illumination. Different lengths and optional asymmetrical light distribution complete the range.

FR Que ce soit pour l'installation dans des plafonds en placoplâtre, en version suspendue ou montée, ce luminaire profilé extrêmement plat avec des bords éclairés de manière précise et homogène est très polyvalent. Pour les inserts, il est possible d'opter pour le High Performance Opal Cover pour un éclairage homogène, pour un diffuseur micropismatique de qualité appropriée pour un poste de travail (UGR ≤ 19) ou pour la variante opale Jut-Out qui offre un meilleur éclaircissement de la pièce et du plafond. Différentes longueurs et une distribution de lumière asymétrique en option complètent cette diversité.

Slim and efficient

EN Innovative lighting technology, minimal profile heights. The extremely flat flush-mounted variants, both with and without a trim, match the height of plasterboard. They are therefore easily mounted on any ceiling, regardless of its substructure. This grants maximum design freedom with a slim appearance and impressive efficiency.

FR Une technologie d'éclairage innovante, des hauteurs de profilé minimales. Les variantes de montage extrêmement plates avec ou sans bord ont tout juste la hauteur d'une plaque de plâtre. Grâce à cela, elles peuvent être montées sans problème sur tout plafond, quelle que soit leur structure de support. La plus grande liberté de création avec une présentation élancée et une efficience impressionnante.



Single or system

EN LENO is flexible and available in four lengths, and as a system luminaire in any length. Depending on requirements, the elements are simply mechanically connected – tailored to match the design of the interior. LENO can create a particularly powerful, continuous lighting system, granting maximum freedom of design.

FR LENO est disponible en quatre longueurs ainsi qu'en tant que système d'éclairage de n'importe quelle longueur. Selon les besoins, les éléments sont simplement reliés mécaniquement - individuellement harmonisés avec le design de l'espace intérieur. Avec LENO, il est également possible de créer un système d'éclairage continu particulièrement efficace, ce qui offre une liberté de conception maximale.

back

GOOD DESIGN

LENO system

recessed with trim

EN Low profile recessed channel; suitable for installation in 12.5 mm ceilings, with trim; suitable for wall or ceiling mounting; for continuous lighting systems; surface powder coated; easy mounting without need to cut the substructure; fall-safe light inset made of extruded aluminium profile, can be inserted in the canal without tools by magnetic holders; side coupled light, directed downwards by LGP body (Light Guiding Prism) and highly efficient reflector; homogeneously illuminated, satinised (flush or jut-out) or microprismatic PMMA cover; optional with asymmetric light distribution; energy-eff. LEDs – very good colour rendering; incl. external converter for ceiling insertion

FR Canal à encastrer extrêmement plat ; convient pour un encastrement en plafonds de 12,5 mm, avec bord continu ; convient au montage au plafond ou mural ; pour systèmes d'éclairage continus ; surface thermolaquée ; montage simple sans découpage de la sous-construction ; élément d'éclairage antichute en profil d'aluminium extrudé pour montage en canal sans outil au moyen de fixations magnétiques ; lumière couplée latéralement guidée vers le bas par LGP Body (Light Guiding Prism) et réflecteur haut. efficace ; cache éclairé de façon homogène, satiné (affleurant ou en saillie) ou microprismatique en PMMA ; en option avec distribution asymétrique de la lumière ; LED à haut rend. énerg. – excellent rendu coul. ; y compris convertisseur externe pour fente plafond

Quickinfo

3000 K, 4000 K
CRI ≥ 80, 3 SDCM
up to 137 lm/W
L90 @ 50 000 h
DALI-2
opal, microprismatic (UGR ≤ 19),
jut-out, asymmetric wallwasher

Types

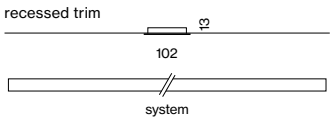

Colour

Light distributions

DiiA® standards 251, 252, 253

single luminaire (p. 492)



microprismatic UGR ≤ 19

quick installation

Order options

COLOUR TEMPERATURE

3000 K	5
4000 K	6

CONTROL

DALI-2

MATERIAL COLOUR

○ traffic white RAL 9016

LIGHT OPTIC COVER

opal high performance	H
microprismatic (UGR ≤ 19)	G
jut-out	J
asymmetric	A

Options on request

COLOUR RENDERING INDEX

CRI ≥ 90

EMERGENCY LIGHT

1 h accupack
3 h accupack

Light distribution

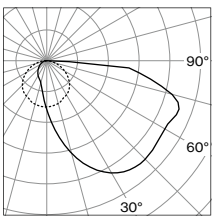

asymmetric

LUMINOUS FLUX value calculated for colour white, cover opal microprismatic -5 %, jut-out-4 %

LENO trim

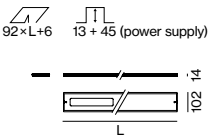

INSTALLATION CHANNEL

TYPE	L (mm)	ORDER CODE
channel	613	051-891006 7
channel	1221	051-891012 7
channel	1830	051-891018 7
channel	2438	051-891024 7

order installation channel, light inset + mounting accessories separately

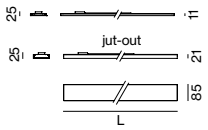

LIGHT INSET

SYS. POWER (OPAL, MP, JUT-OUT / ASYM.)	L (mm)	ORDER CODE
10.8 W / 15.6 W	612	051-8012 :: 37 ▫
19.1 W / 31 W	1220	051-8014 :: 37 ▫
28.6 W / 47 W	1828	051-8016 :: 37 ▫
38 W / 62 W	2436	051-8018 :: 37 ▫

COVER	COLOUR TEMP.	SYSTEM POWER	DELIVERED LUMENS	EFFICACY
opal high performance	3000 K	17.6 W/m	2010 lm/m	129 lm/W
	4000 K		2130 lm/m	137 lm/W
microprismatic UGR ≤ 19	3000 K	17.6 W/m	1900 lm/m	122 lm/W
	4000 K		2010 lm/m	129 lm/W
jut-out	3000 K	17.6 W/m	1930 lm/m	124 lm/W
	4000 K		2040 lm/m	131 lm/W
asymmetric	3000 K	25.5 W/m	2580 lm/m	101 lm/W
	4000 K		2730 lm/m	107 lm/W

Accessories

END CAPS

TYPE	ORDER CODE
end caps (pair)	051-899121 7

LINEAR CONNECTOR

TYPE	ORDER CODE
linear connector (pair)	051-899011 0
linear connector (10 pairs)	051-899011 0.10

DISMOUNTING TOOL

TYPE	ORDER CODE
vacuum cup	086-30000

Technical data

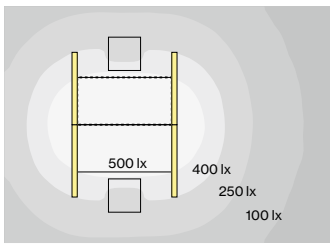



LENO trim, microprismatic, 19.1 W, 4000 K

ROOM VALUES

Room dimensions	5.4 × 4 × 2.8 m
Reflection factor	0.7 | 0.5 | 0.2
Maintenance factor	0.8

CALCULATION SURFACE ·····

Surface dimensions	1.6 × 0.8
Surface height	0.75
Average illuminance (E_m)	> 500 lx
Uniformity (U_0)	> 0.6

GLARE EVALUATION

Table Classification X=4H | Y=8H | S=0.25H

UGR transversal	≤ 19
UGR axial	≤ 19

Vaucluse House Sydney, AU –
by EST Lighting

back

GOOD DESIGN

LENO system

recessed trimless

EN Low profile recessed channel; for trimless installation in 12.5 mm plasterboard ceilings; wall or ceiling mounting; for lighting systems; powder coated; special edge design with grooves for better adhesion of filler; easy mounting without need to cut the substructure; fall-safe light inset made of extruded aluminium profile, can be inserted in the canal without tools by magnetic holders; side coupled light, directed downwards by LGP body (Light Guiding Prism) and highly efficient reflector; homogeneously illuminated, satinised (flush or jut-out) or microprismatic PMMA cover; optional asym. light distribution; energy-eff. LEDs – very good colour rendering; external converter for ceiling insertion

FR Canal à encastrer extrêmement plat ; montage sans bord dans plaf. en placopl. de 12,5 mm ; montage mur ou plafond ; pour les systèmes d'éclairage ; thermolaquée ; formation de bords spéciaux avec cannelures pour meilleure adhérence du l'enduit ; montage simple sans découpage de la sous-construction ; élément d'éclairage antichute en profil d'aluminium extrudé pour montage en canal sans outil au moyen de fixations magnétiques ; lumière couplée latéralement guidée vers le bas par LGP Body (Light Guiding Prism) et réflecteur haut. efficace ; cache éclairé de façon homogène, satiné (affleurant ou en saillie) ou microprismatique en PMMA ; en option diffusion asym. de la lumière ; LED à haut rend. énerg. – excellent rendu coul. ; convertisseur externe pour fente plafond

Quickinfo

3000 K, 4000 K
CRI ≥ 80, 3 SDCM
up to 137 lm/W
L90 @ 50 000 h
DALI-2
opal, microprismatic (UGR ≤ 19), jut-out, asymmetric wallwasher

Types

recessed trimless

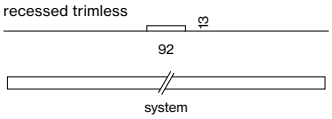

Colour

Light distributions

direct direct 3-sided asym.

DiiA® standards 251, 252, 253

single luminaire (p. 492)



microprismatic UGR ≤ 19

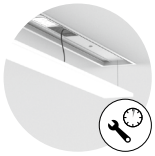

quick installation

Order options

COLOUR TEMPERATURE

3000 K	5
4000 K	6

CONTROL

DALI-2

MATERIAL COLOUR

○ traffic white RAL 9016

LIGHT OPTIC COVER

opal high performance	H
microprismatic (UGR ≤ 19)	G
jut-out	J
asymmetric	A

Options on request

COLOUR RENDERING INDEX

CRI ≥ 90

EMERGENCY LIGHT

1 h accupack
3 h accupack

Light distribution

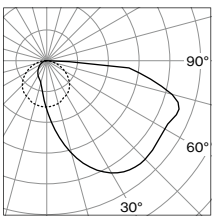

asymmetric

LUMINOUS FLUX value calculated for colour white, cover opal microprismatic -5 %, jut-out-4 %

LENO trimless

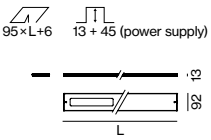

INSTALLATION CHANNEL

TYPE	L (mm)	ORDER CODE
channel	613	051-8900067
channel	1221	051-8900127
channel	1830	051-8900187
channel	2438	051-8900247

order installation channel, light inset + mounting accessories separately

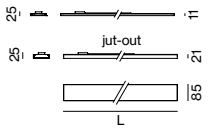

LIGHT INSET

SYS. POWER (OPAL, MP, JUT-OUT / ASYM.)	L (mm)	ORDER CODE
10.8 W / 15.6 W	612	051-8012 :: 37 ▫
19.1 W / 31 W	1220	051-8014 :: 37 ▫
28.6 W / 47 W	1828	051-8016 :: 37 ▫
38 W / 62 W	2436	051-8018 :: 37 ▫

COVER	COLOUR TEMP.	SYSTEM POWER	DELIVERED LUMENS	EFFICACY
opal high performance	3000 K	17.6 W/m	2010 lm/m	129 lm/W
	4000 K		2130 lm/m	137 lm/W
microprismatic UGR ≤ 19	3000 K	17.6 W/m	1900 lm/m	122 lm/W
	4000 K		2010 lm/m	129 lm/W
jut-out	3000 K	17.6 W/m	1930 lm/m	124 lm/W
	4000 K		2040 lm/m	131 lm/W
asymmetric	3000 K	25.5 W/m	2580 lm/m	101 lm/W
	4000 K		2730 lm/m	107 lm/W

Accessories

END CAPS

TYPE	ORDER CODE
end caps (pair)	051-8990217

LINEAR CONNECTOR

TYPE	ORDER CODE
linear connector (pair)	051-8990110
linear connector (10 pairs)	051-8990110.10

DISMOUNTING TOOL

TYPE	ORDER CODE
vacuum cup	086-30000

Technical data

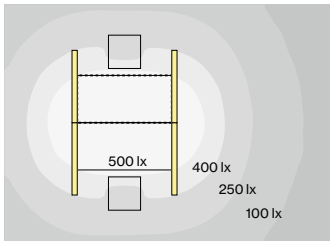



LENO trimless, microprismatic, 19.1 W, 4000 K

ROOM VALUES

Room dimensions	5.4 × 4 × 2.8 m
Reflection factor	0.7 | 0.5 | 0.2
Maintenance factor	0.8

CALCULATION SURFACE ·····

Surface dimensions	1.6 × 0.8
Surface height	0.75
Average illuminance (E_m)	> 500 lx
Uniformity (U_0)	> 0.6

GLARE EVALUATION

Table Classification X=4H | Y=8H | S=0.25H

UGR transversal	≤ 19
UGR axial	≤ 19

Office Gemüsekiste
Kramsach, AT –
by STUDIODESIGN, Herbert Lanzinger KG

back

GOOD DESIGN

LENO system

semi-recessed

EN Low profile recessed mounted luminaire, 15 mm visible height; suitable for wall or ceiling mounting; suitable for installation in primed or exposed concrete, in plasterboard constructions and in plastered walls or ceilings; designed for continuous lighting systems; surface powder coated; fall-safe light inset made of extruded aluminium profile, can be inserted in the canal without tools by magnetic holders; side coupled light, directed downwards by LGP body (Light Guiding Prism) and highly efficient reflector; homogeneously illuminated, satinised (flush or jut-out) or microprismatic PMMA cover; energy-efficient LEDs with very good colour rendering

FR Luminaire à encastrer extrêmement plat avec 15 mm de hauteur visible ; convient au montage au plafond ou mural ; convient au montage dans du béton enduit ou béton apparent, constructions en placoplâtre et dans les murs ou plafonds enduits ; conçu pour système d'éclairage continu ; surface thermolaquée ; élément d'éclairage antichute en profil d'aluminium extrudé pour montage en canal sans outil au moyen de fixations magnétiques ; lumière couplée latéralement guidée vers le bas par LGP Body (Light Guiding Prism) et réflecteur haut. efficace ; cache éclairé de façon homogène, satiné (affleurant ou en saillie) ou microprismatique en PMMA ; LED économes en énergie à restitution de couleur élevée

Quickinfo

3000 K, 4000 K
CRI ≥ 80, 3 SDCM
up to 137 lm/W
L90 @ 50 000 h
DALI-2
opal, microprismatic (UGR ≤ 19), jut-out

Types

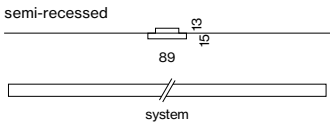

Colours

Light distributions

DiiA® standards 251, 252, 253

single luminaire (p. 496)



microprismatic UGR ≤ 19

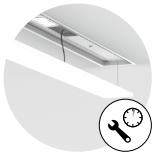

quick installation

Order options

COLOUR TEMPERATURE

3000 K	5
4000 K	6

CONTROL

DALI-2

MATERIAL COLOUR

○ traffic white RAL 9016	7
● jet black RAL 9005	8

LIGHT OPTIC COVER

opal high performance	H
microprismatic (UGR ≤ 19)	G
jut-out	J

Options on request

COLOUR RENDERING INDEX

CRI ≥ 90

Technical data

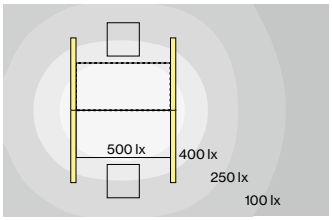



LENO semi-recessed, microprismatic, 19.1 W, 4000 K

ROOM VALUES

Room dimensions	5.4 × 4 × 2.8 m
Reflection factor	0.7 | 0.5 | 0.2
Maintenance factor	0.8

CALCULATION SURFACE ·····

Surface dimensions	1.6 × 0.8
Surface height	0.75
Average illuminance (E_m)	> 500 lx
Uniformity (U_0)	> 0.6

GLARE EVALUATION

Table Classification X=4H | Y=8H | S=0.25H

UGR transversal	≤ 19
UGR axial	≤ 19

LUMINOUS FLUX value calculated for colour white, cover opal microprismatic -5 %, jut-out-4 %

LENO semi-recessed

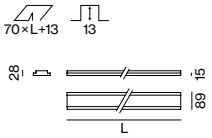

INSTALLATION CHANNEL

TYPE	L (mm)	ORDER CODE
channel	613	051-892006
channel	1221	051-892012
channel	1830	051-892018
channel	2438	051-892024

order installation channel, light inset + mounting accessories separately

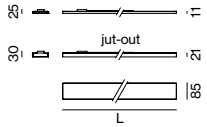

LIGHT INSET

SYSTEM POWER	L (mm)	ORDER CODE
10.8 W	612*	051-8112::37
19.1 W	1220	051-8214::37
28.6 W	1828	051-8216::37
38 W	2436	051-8218::37

*only available as end unit

COVER	COLOUR TEMP.	SYSTEM POWER	DELIVERED LUMENS	EFFICACY
opal high performance	3000 K	17.6 W/m	2010 lm/m	129 lm/W
	4000 K		2130 lm/m	137 lm/W
microprismatic UGR ≤ 19	3000 K	17.6 W/m	1900 lm/m	122 lm/W
	4000 K		2010 lm/m	129 lm/W
jut-out	3000 K	17.6 W/m	1930 lm/m	124 lm/W
	4000 K		2040 lm/m	131 lm/W

Accessories

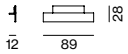

END CAPS

TYPE	ORDER CODE
end caps mounting housing (pair)	051-899210
end caps semi-recessed	051-899221

LINEAR CONNECTOR

TYPE	ORDER CODE
linear connector (pair)	051-8992110
linear connector (10 pairs)	051-8992110.10

POWER FEEDER CONNECTOR 220–240 V | 13A

TYPE	ORDER CODE
power feeder connector	051-8992330

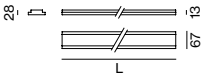

CONCRETE MOUNTING HOUSING

L (mm)	UNIT	ORDER CODE
616	end	051-8960060
1224	start / end	051-8960120
1221	middle	051-8961120
1833	start / end	051-8960180
1830	middle	051-8961180
2441	start / end	051-8960240
2438	middle	051-8961240

DISMOUNTING TOOL

TYPE	ORDER CODE
vacuum cup	086-30000

Jungheinrich Hauptverwaltung
Hamburg, DE –
by reichardt+partner architekten

back

GERMAN DESIGN AWARD WINNER 2019

GOOD DESIGN

LENO system

surface

EN Low profile surface mounted luminaire, 28 mm total height; suitable for wall or ceiling mounting; designed for continuous lighting systems; surface powder coated; fall-safe light inset made of extruded aluminium profile, can be inserted in the canal without tools by magnetic holders; side coupled light, directed downwards by LGP body (Light Guiding Prism) and highly efficient reflector; homogeneously illuminated, satinised (flush or jut-out) or microprismatic PMMA cover; energy-efficient LEDs with very good colour rendering

FR Luminaire en saillie extrêmement plat d'une hauteur totale de 28 mm ; convient au montage au plafond ou mural ; conçu pour système d'éclairage continu ; surface thermolaquée ; élément d'éclairage antichute en profil d'aluminium extrudé pour montage en canal sans outil au moyen de fixations magnétiques ; lumière couplée latéralement guidée vers le bas par LGP Body (Light Guiding Prism) et réflecteur haut. efficace ; cache éclairé de façon homogène, satiné (affleurant ou en saillie) ou microprismatique en PMMA ; LED économes en énergie à restitution de couleur élevée

Quickinfo

3000 K, 4000 K
CRI ≥ 80, 3 SDCM
up to 137 lm/W
L90 @ 50 000 h
DALI-2
opal, microprismatic (UGR ≤ 19), jut-out

Types

surface

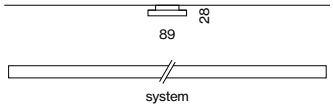

Colours

Light distributions

DiiA® standards 251, 252, 253

single luminaire (p. 500)



microprismatic UGR ≤ 19

quick installation

Order options

COLOUR TEMPERATURE

3000 K	5
4000 K	6

CONTROL

DALI-2

MATERIAL COLOUR

○ traffic white RAL 9016	7
● jet black RAL 9005	8

LIGHT OPTIC COVER

opal high performance	H
microprismatic (UGR ≤ 19)	G
jut-out	J

Options on request

COLOUR RENDERING INDEX

CRI ≥ 90

Technical data

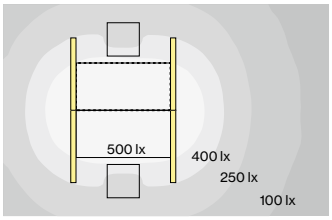



LENO surface, microprismatic, 19.1 W, 4000 K

ROOM VALUES

Room dimensions	5.4 × 4 × 2.8 m
Reflection factor	0.7 | 0.5 | 0.2
Maintenance factor	0.8

CALCULATION SURFACE ·····

Surface dimensions	1.6 × 0.8
Surface height	0.75
Average illuminance (E_m)	> 500 lx
Uniformity (U_0)	> 0.6

GLARE EVALUATION

Table Classification X=4H | Y=8H | S=0.25H	
UGR transversal	≤ 19
UGR axial	≤ 19

LUMINOUS FLUX value calculated for colour white, cover opal microprismatic -5 %, jut-out-4 %



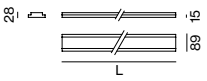

LENO surface

INSTALLATION CHANNEL

TYPE	L (mm)	ORDER CODE
channel	613	051-892006
channel	1221	051-892012
channel	1830	051-892018
channel	2438	051-892024

order installation channel, light inset + mounting accessories separately

UGR ≤ 19 | RG 0 IEC 62471 | DALI 1 ADDR. | 220-240 V | X-PERT

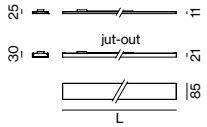

LIGHT INSET

SYSTEM POWER	L (mm)	ORDER CODE
10.8 W	612*	051-8112 :: 37
19.1 W	1220	051-8214 :: 37
28.6 W	1828	051-8216 :: 37
38 W	2436	051-8218 :: 37

*only available as end unit

COVER	COLOUR TEMP.	SYSTEM POWER	DELIVERED LUMENS	EFFICACY
opal high performance	3000 K	17.6 W/m	2010 lm/m	129 lm/W
	4000 K		2130 lm/m	137 lm/W
microprismatic UGR ≤ 19	3000 K	17.6 W/m	1900 lm/m	122 lm/W
	4000 K		2010 lm/m	129 lm/W
jut-out	3000 K	17.6 W/m	1930 lm/m	124 lm/W
	4000 K		2040 lm/m	131 lm/W

Accessories

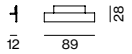

END CAPS

TYPE	ORDER CODE
end caps (pair)	051-899221

LINEAR CONNECTOR

TYPE	ORDER CODE
linear connector (pair)	051-8992110
linear connector (10 pairs)	051-8992110.10

POWER FEEDER CONNECTOR 220–240 V | 13A

TYPE	ORDER CODE
power feeder connector	051-8992330

DISMOUNTING TOOL

TYPE	ORDER CODE
vacuum cup	086-30000

GERMAN DESIGN AWARD WINNER 2019

GOOD DESIGN

LENO system

suspended

EN Low profile suspended luminaire, 28 mm total height; pendant fitting with cable suspension; with integrated tool-less suspension height adjustment; incl. transparent feed; designed for continuous lighting systems; surface powder coated; fall-safe light inset made of extruded aluminium profile, can be inserted in the canal without tools by magnetic holders; side coupled light, directed downwards by LGP body (Light Guiding Prism) and highly efficient reflector; homogeneously illuminated, satinised (flush or jut-out) or microprismatic PMMA cover; energy-efficient LEDs with very good colour rendering

FR Luminaire suspendu extrêmement plat d'une hauteur totale de 28 mm ; suspension par câble ; réglage en hauteur sans outil au luminaire ; incl. conduit d'alimentation transparent ; conçu pour système d'éclairage continu ; surface thermolaquée ; élément d'éclairage antichute en profil d'aluminium extrudé pour montage en canal sans outil au moyen de fixations magnétiques ; lumière couplée latéralement guidée vers le bas par LGP Body (Light Guiding Prism) et réflecteur haut. efficace ; cache éclairé de façon homogène, satiné (affleurant ou en saillie) ou microprismatique en PMMA ; LED économes en énergie à restitution de couleur élevée

Quickinfo

3000 K, 4000 K
CRI ≥ 80, 3 SDCM
up to 137 lm/W
L90 @ 50 000 h
DALI-2
opal, microprismatic (UGR ≤ 19), jut-out

Types

suspended

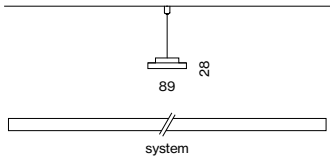

Colours

Light distributions

DiiA® standards 251, 252, 253

single luminaire (p. 504)



microprismatic UGR ≤ 19

quick installation

Order options

COLOUR TEMPERATURE

3000 K	5
4000 K	6

CONTROL

DALI-2

MATERIAL COLOUR

○ traffic white RAL 9016	7
● jet black RAL 9005	8

LIGHT OPTIC COVER

opal high performance	H
microprismatic (UGR ≤ 19)	G
jut-out	J

Options on request

COLOUR RENDERING INDEX

CRI ≥ 90

Technical data

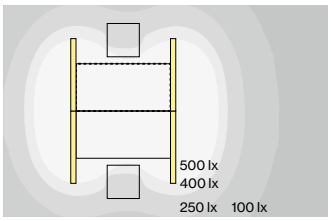



LENO suspended, microprismatic, 19.1 W, 4000 K

ROOM VALUES

Room dimensions	5.4 × 4 × 2.8 m
Reflection factor	0.7 | 0.5 | 0.2
Maintenance factor	0.8
Mounting height	2.25 m

CALCULATION SURFACE ·····

Surface dimensions	1.6 × 0.8
Surface height	0.75
Average illuminance (E_m)	> 500 lx
Uniformity (U_0)	> 0.6

GLARE EVALUATION

Table Classification X=4H | Y=8H | S=0.25H	
UGR transversal	≤ 19
UGR axial	≤ 19

LUMINOUS FLUX value calculated for colour white, cover opal microprismatic -5 %, jut-out-4 %

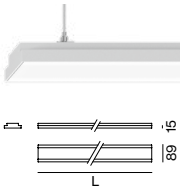

LENO suspended

INSTALLATION CHANNEL

TYPE	L (mm)	ORDER CODE
channel	613	051-893006
channel	1221	051-893012
channel	1830	051-893018
channel	2438	051-893024

order installation channel, light inset + mounting accessories separately

UGR ≤ 19 | RG 0 IEC 62471 | DALI 1 ADDR. | 220-240 V | X-PERT

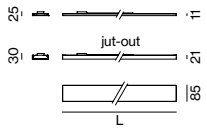

LIGHT INSET

SYSTEM POWER	L (mm)	ORDER CODE
10.8 W	612*	051-8112 :: 37
19.1 W	1220	051-8214 :: 37
28.6 W	1828	051-8216 :: 37
38 W	2436	051-8218 :: 37

*only available as end unit

COVER	COLOUR TEMP.	SYSTEM POWER	DELIVERED LUMENS	EFFICACY
opal high performance	3000 K	17.6 W/m	2010 lm/m	129 lm/W
	4000 K		2130 lm/m	137 lm/W
microprismatic UGR ≤ 19	3000 K	17.6 W/m	1900 lm/m	122 lm/W
	4000 K		2010 lm/m	129 lm/W
jut-out	3000 K	17.6 W/m	1930 lm/m	124 lm/W
	4000 K		2040 lm/m	131 lm/W

Accessories

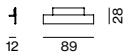

END CAPS

TYPE	ORDER CODE
end caps (pair)	051-899221

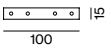

LINEAR CONNECTOR

TYPE	ORDER CODE
linear connector (pair)	051-8993110
linear connector (10 pairs)	051-8993110.10

CABLE SUSPENSION

L (mm)	ORDER CODE
1500	005-2122110

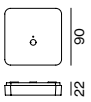

CANOPY / CABLE RAIL

TYPE	L (mm)	ORDER CODE
canopy / feeder cable 5 × 1.5 mm²	1500	005-221241
cable rail	1200	005-2491110

for electrical system configuration see luminaire data sheet at xal.com

POWER FEEDER CONNECTOR 220–240 V | 13A

TYPE	ORDER CODE
power feeder connector	051-8992330

DISMOUNTING TOOL

TYPE	ORDER CODE
vacuum cup	086-30000

Sharpen your profile system

MINIMAL system

EN A minimalist, continuous lighting system with maximum design freedom – MINIMAL makes this combination possible. The system luminaire is rimless, can be varied in length and thus be individually combined. CORNER elements create the perfect connection between the individual system luminaires. Designed for indoor use, the microprismatic cover version offers a standard-compliant reduced glare value for ideal workplace lighting. When using the opal cover, homogeneous room illumination is achieved, whereas the wallwasher insert provides uniform wall illumination. The MINIMAL system luminaire is available in the light colours 3000 K, 4000 K, and optionally in Tunable White.

FR Un système d'éclairage épuré et continu offrant une liberté de conception maximale – une combinaison rendue possible grâce à MINIMAL. Le luminaire système n'a pas de bord, sa longueur est variable et il peut donc être combiné individuellement. Les éléments CORNER réalisent alors la jonction parfaite entre les différents luminaires système. Conçue pour l'intérieur, la variante avec diffuseur microprismatique affiche une valeur d'éblouissement réduite conformes aux normes en vigueur, pour un éclairage idéal du poste de travail. L'utilisation du diffuseur opale permet d'obtenir un éclairage homogène de la pièce, tandis que l'insert lèche-mur illumine les murs de façon homogène. Le luminaire système MINIMAL est disponible dans les températures de couleur 3000 K, 4000 K ou, en option, comme Tunable White.

Types

60 100

Mounting

trimless
recessed

Configurations

linear corner

Light distributions

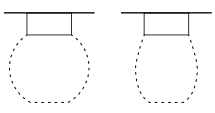

opal microprismatic
(UGR ≤ 19)

back

MINIMAL 60 system

recessed trimless

EN Luminaire housing made of extruded aluminium; for trimless installation in plasterboard ceilings; special edge design with grooves for better adhesion of filler; for continuous lighting systems; for ceiling thickness of 8-25 mm; surface powder coated; luminaire profile for mounting available in advance; remaining components mounted without tools; light inset consisting of highly reflective coated extruded profile for improved thermal management; option: lighting module is versatile in length; HPO (High Performance Opal) cover for uniform illumination; micro prismatic PMMA diffuser incl. diffuser film for homogeneous illumination and reduced luminance; wallwasher light inset; energy-eff. LEDs – very good colour rendering

FR Corps de luminaire en profil extrudé en aluminium ; pour encastr. sans bord en plafond placoplâtre ; formation de bords spéciaux avec cannelures pour meilleure adhérence du l'enduit ; pour systèmes d'éclairage continus ; pour épaisseurs de plafond 8-25 mm ; surface thermolaquée ; Profilé de luminaire pour montage livrable avant ; composants restants montable sans outil ; élément lumineux composé de profilé extrudé laqué hautement réfléchissant pour une gestion thermique améliorée ; en option module d'éclairage raccourcissable de manière flexible ; cache HPO (High Performance Opal) pour éclairage homogène ; cache PMMA microprismatique, avec film diffusant inclus pour réduire la brillance avec un éclairage homogène ; module d'éclairage wallwasher ; LED à haut rend. énerg. – excellent rendu coul.

Quickinfo

3000 K, 4000 K, TW
CRI ≥ 80, CRI ≥ 90, 3 SDCM
up to 2760 lm/m
up to 125 lm/W
L90 @ 50 000 h
non DIM, DALI-2
opal, microprismatic (UGR ≤ 19)

Types

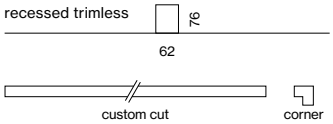

Colour

Light distributions

DiiA® standards
251, 252, 253

single luminaire
(p. 510)



microprismatic
UGR ≤ 19

wallwasher
inset (p. 944)



concrete install.
housing (p. 946)

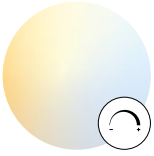

tunable white
2700 – 6500 K

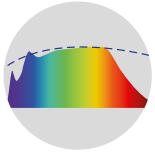

CRI ≥ 98
XPECTRUM

Order options

LED TYPE

mid lumen	L
high lumen	M

COLOUR TEMPERATURE

3000 K (CRI ≥ 90)	0
4000 K (CRI ≥ 90)	1
3000 K (CRI ≥ 80)	5
4000 K (CRI ≥ 80)	6
tunable white 2700 – 6500 K*	

*DALI-2 DT8

CONTROL

non DIM	1
DALI-2 (only high lumen)	3

MATERIAL COLOUR

○ traffic white RAL 9016

LIGHT OPTIC COVER

opal high performance	H
microprismatic	Z
microprismatic (UGR ≤ 19)*	G
blind cover**	B

*UGR ≤ 19 only with mid lumen
**only for channel corner 90°

EMERGENCY LIGHT

1 h Accupack	N L 1
3 h Accupack	N L 3

Options on request

COLOUR RENDERING INDEX

CRI ≥ 98 XPECTRUM

LUMINOUS FLUX value calculated for CRI ≥ 80, colour white, cover opal microprismatic -13 %

MINIMAL 60 trimless

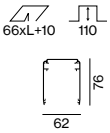

INSTALLATION CHANNEL / CORNER 90°

TYPE	L (mm)	ORDER CODE
channel	1172	036-01247
channel	1472	036-01547
channel	3000	036-03047
channel	custom	E82030 · · · · 7
channel corner 90° + cover	140x140	036-12647 ▫

LIGHT OPTIC COVER / BLIND COVER

TYPE	L (mm)	ORDER CODE
linear	1171	006-16122 ▫
linear	1470	006-16152 ▫
linear	2997	006-16302 ▫
linear	custom	E80630 · · · · 0 ▫
continuous linear	6000	006-23061H
continuous linear	25000	006-23251H
blind cover	3000	006-18307
blind cover	custom	E80630 · · · · 7B

CRI ≥ 90 · RG0 IEC 62471 · DALI 1 ADDR. · 220-240V · CB

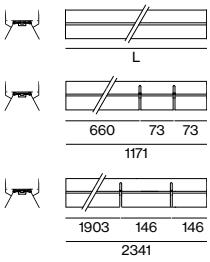

LIGHT INSET 60

SYSTEM POWER (MID / HIGH LUMEN)	L (mm)	ORDER CODE
8.7 / 13.8 W	571	007-932 ⁘ 7
13 / 20.6 W	871	007-933 ⁘ 7
15.3 / 27.5 W	1171	007-934 ⁘ 7
19.2 / 34 W	1463	007-935 ⁘ 7 ●
31 / 55 W	2341	007-938 ⁘ 7
38 / 68 W	2997	007-939 ⁘ 7
flexible inset 15.3 / 27.5 W	660-1171	007-93F ⁘ 7
flexible inset 31 / 55 W	1903-2341	007-93G ⁘ 7

COVER	COLOUR TEMP.	SYSTEM POWER	DELIVERED LUMENS	EFFICACY
mid lumen / opal	3000 K	14 W/m	1540 lm/m	118 lm/W
high performance	4000 K		1640 lm/m	125 lm/W
high lumen / opal	3000 K	24 W/m	2540 lm/m	110 lm/W
high performance	4000 K		2700 lm/m	116 lm/W

LIGHT INSET 60 tunable white 2700 – 6500 K

SYSTEM POWER	L (mm)	ORDER CODE
21.7 W	871	007-9333D37
29 W	1171	007-9334D37
36 W	1463	007-9335D37
58 W	2341	007-9338D37

Accessories

END CAPS

TYPE	ORDER CODE
end caps (pair)	036-13047

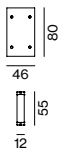

LINEAR CONNECTOR / THROUGH WIRE

TYPE	ORDER CODE
linear connector (1 piece)	005-40046
linear connector (10 pieces)	005-40046.10
opal cover linear connector	006-14000
through wire 3 × 1.5 mm² (non DIM, 10 pieces)	004-90003
through wire 5 × 1.5 mm² (DALI-2, 10 pieces)	004-90005

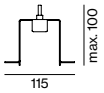

MOUNTING BRACKET

TYPE	CEILING THICKNESS (mm)	ORDER CODE
mounting bracket (1 piece)	8-25	036-10200
mounting bracket (25 pieces)	8-25	036-10200.25

number of brackets required: length of your system in metres+1

back



MINIMAL 100 system

recessed trimless

EN Luminaire housing made of extruded aluminium; for trimless installation in plasterboard ceilings; special edge design with grooves for better adhesion of filler; for continuous lighting systems; for ceiling thickness of 8-25 mm; surface powder coated; luminaire profile for mounting available in advance; remaining components mounted without tools; light inset consisting of highly reflective coated extruded profile for improved thermal management; option: lighting module is versatile in length; HPO (High Performance Opal) cover for uniform illumination; micro prismatic PMMA diffuser incl. diffuser film for homogeneous illumination and reduced luminance; wallwasher light inset; energy-eff. LEDs – very good colour rendering

FR Corps de luminaire en profil extrudé en aluminium ; pour encastr. sans bord en plafond plaçoplâtre ; formation de bords spéciaux avec cannelures pour meilleure adhérence du l'enduit ; pour systèmes d'éclairage continus ; pour épaisseurs de plafond 8-25 mm ; surface thermolaquée ; Profilé de luminaire pour montage livrable avant ; composants restants montable sans outil ; élément lumineux composé de profilé extrudé laqué hautement réfléchissant pour une gestion thermique améliorée ; en option module d'éclairage raccourcissable de manière flexible ; cache HPO (High Performance Opal) pour éclairage homogène ; cache PMMA microprismatique, avec film diffusant inclus pour réduire la brillance avec un éclairage homogène ; module d'éclairage wallwasher ; LED à haut rend. énerg. – excellent rendu coul.

Quickinfo

3000 K, 4000 K, TW
CRI ≥ 80, CRI ≥ 90, 3 SDCM
UGR ≤ 19 / 65° ≤ 3000 cd/m²
up to 3090 lm/m
up to 140 lm/W
L90 @ 50 000 h
non DIM, DALI-2
opal, microprismatic (UGR ≤ 19)

Types

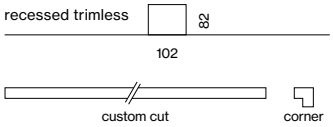

Colour

Light distributions

DiiA® standards
251, 252, 253

single luminaire
(p. 512)



DIN EN 12464-1
UGR ≤ 19

wallwasher
inset (p. 944)



concrete install.
housing (p. 946)

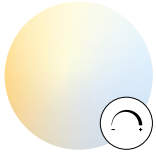

tunable white
2700 – 6500 K

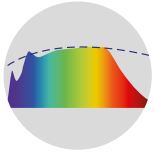

CRI ≥ 98
XPECTRUM

Order options

LED TYPE

mid lumen	L
high lumen	M

COLOUR TEMPERATURE

3000 K (CRI ≥ 90)	0
4000 K (CRI ≥ 90)	1
3000 K (CRI ≥ 80)	5
4000 K (CRI ≥ 80)	6
tunable white 2700 – 6500 K*	

*DALI-2 DT8

CONTROL

non DIM	1
DALI-2 (only high lumen)	3

MATERIAL COLOUR

○ traffic white RAL 9016

LIGHT OPTIC COVER

opal high performance	H
microprismatic	Z
microprismatic (UGR ≤ 19)*	G
blind cover**	B

*UGR ≤ 19 only with mid lumen
**only for channel corner 90°

EMERGENCY LIGHT

1 h Accupack	N L 1
3 h Accupack	N L 3

Options on request

COLOUR RENDERING INDEX

CRI ≥ 98 XPECTRUM

LUMINOUS FLUX value calculated for CRI ≥ 80, colour white, cover opal microprism. Z -8 %, microprism. G -10%

MINIMAL 100 trimless

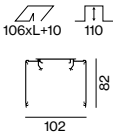

INSTALLATION CHANNEL / CORNER 90°

TYPE	L (mm)	ORDER CODE
channel	1172	036-01267
channel	1472	036-01567
channel	3000	036-03067
channel	custom	E82050 · · · · 7
channel corner 90° + cover	200x200	036-12667 ▫

LIGHT OPTIC COVER / BLIND COVER

TYPE	L (mm)	ORDER CODE
linear	1171	006-12122 ▫
linear	1470	006-12152 ▫
linear	2997	006-12302 ▫
linear	custom	E80650 · · · · 0 ▫
blind cover	3000	006-11307
blind cover	custom	E80650 · · · · 7B

CRI ≥ 90 | UGR ≤ 19 | cd/m² ≤3000 | RG 0 IEC 62471 | DALI 1 ADDR. | 220-240 V | CB

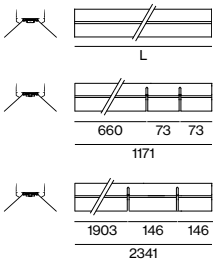

LIGHT INSET 100

SYSTEM POWER (MID / HIGH LUMEN)	L (mm)	ORDER CODE
8.7 / 13.8 W	571	007-86 🔔 2 ⁘ ⇕ 7
13 / 20.6 W	871	007-86 🔔 3 ⁘ ⇕ 7
15.3 / 27.5 W	1171	007-86 🔔 4 ⁘ ⇕ 7
19.2 / 34 W	1463	007-86 🔔 5 ⁘ ⇕ 7 ●
31 / 55 W	2341	007-86 🔔 8 ⁘ ⇕ 7
38 / 68 W	2997	007-86 🔔 9 ⁘ ⇕ 7
flexible inset 15.3 / 27.5 W	660-1171	007-86 🔔 F ⁘ ⇕ 7
flexible inset 31 / 55 W	1903-2341	007-86 🔔 G ⁘ ⇕ 7

COVER	COLOUR TEMP.	SYSTEM POWER	DELIVERED LUMENS	EFFICACY
mid lumen / opal	3000 K	14 W/m	1770 lm/m	132 lm/W
high performance	4000 K		1870 lm/m	140 lm/W
high lumen / opal	3000 K	24 W/m	2920 lm/m	123 lm/W
high performance	4000 K		3090 lm/m	130 lm/W

LIGHT INSET 100 tunable white 2700 – 6500 K

SYSTEM POWER	L (mm)	ORDER CODE
21.7 W	871	007-8633D37
29 W	1171	007-8634D37
36 W	1463	007-8635D37
58 W	2341	007-8638D37

Accessories

END CAPS

TYPE	ORDER CODE
end caps (pair)	036-13067

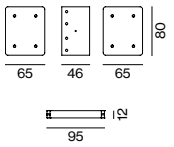

LINEAR CONNECTOR / THROUGH WIRE

TYPE	ORDER CODE
linear connector (1 piece)	005-40066
linear connector (10 pieces)	005-40066.10
opal cover linear connector	006-10000
through wire 3 × 1.5 mm² (non DIM, 10 pieces)	004-90003
through wire 5 × 1.5 mm² (DALI-2, 10 pieces)	004-90005

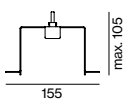

MOUNTING BRACKET

TYPE	CEILING THICKNESS (mm)	ORDER CODE
mounting bracket (1 piece)	8–25	036-10300
mounting bracket (25 pieces)	8–25	036-10300.25

number of brackets required: length of your system in metres+1

Bank of Ireland Dublin, IE –
by Henry J Lyons Architects with lighting
design by O'Connor Sutton Cronin



1
2
3
SAMSUNG
atención al cliente

Telecable
Gijón, ES –
by Arquitectos
Pablo Poch Duo Comunicacion with
lighting design by Lux Gijón

Outline your profile system

FRAME system

EN The FRAME system luminaire sets no limits on office lighting and profile-based ambient lighting. Thanks to special flex insets, FRAME can be shortened on-site and thus adapted to all conditions. The system luminaire connects to form a light band, creating continuous lighting. Corner connectors thus create a continuous lighting system. The lighting insets also leave nothing to be desired – whether insets with opal cover for uniform room illumination, or the microprismatic cover for light suitable for workplaces. Available light colours range from 3000 K to 4000 K and optional Tunable White, and a colour rendering of up to CRI ≥ 98 (XPECTRUM).

FR Avec le système FRAME, il n'y a plus de limite en matière d'éclairage de bureau et de base reposant sur des profilés. Doté d'inserts Flex de conception spéciale, FRAME peut être raccourci sur place pour l'adapter ainsi à toutes les situations. Le système peut être raccordé à une bande lumineuse pour ainsi créer un éclairage continu. Grâce aux raccords d'angle, on obtient un système d'éclairage continu. Les modules d'éclairage ne laissent rien au hasard – inserts avec diffuseur opale pour un éclairage uniforme de la pièce ou diffuseur microprismatique pour une lumière adaptée au poste de travail. La température de couleur est disponible au choix en version 3000 K, 4000 K et, en option, Tunable White, avec un rendu de couleurs jusqu'à un IRC ≥ 98 (XPECTRUM).

Types

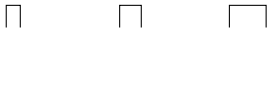

40 60 100

Mounting

with trim
recessed

Configurations

linear corner

Light distributions

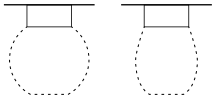

opal microprismatic
(UGR ≤ 19)

back

FRAME 40 system

recessed with trim

EN Luminaire housing made of extruded aluminium; recessed luminaire with trim; designed for continuous lighting systems; suitable for ceiling thickness of 8-25 mm; surface powder coated; luminaire profile incl. light inset; cover in the length of the light inset or continuous cover (both separately available); pre-assembled power rail for power supply in luminaire profile; voltage tap of the light inset on the power rail; light inset consisting of highly reflective coated extruded profile for improved thermal management; HPO (High Performance Opal) cover for uniform illumination; energy-efficient LEDs with very good colour rendering

FR Corps de luminaire en profil extrudé en aluminium ; luminaire encastré avec bord continu ; conçu pour système d'éclairage continu ; convient aux épaisseurs de plafond de 8-25 mm ; surface thermolaquée ; profilé de luminaire avec insert d'écl. ; diffuseur sur la longueur de l'insert ou diffuseur continu (les deux à commander sép.) ; rail d'alimentation prémonté pour l'alim. en tension dans le profilé ; prélèvement de tension de l'insert sur le rail d'alim. ; élément lumineux composé de profilé extrudé laqué hautement réfléchissant pour une gestion thermique améliorée ; cache HPO (High Performance Opal) pour éclairage homogène ; LED économes en énergie à restitution de couleur élevée

Quickinfo

3000 K, 4000 K
CRI ≥ 90, 3 SDCM
up to 2340 lm/m
up to 102 lm/W
L90 @ 50 000 h
DALI-2
opal

Types

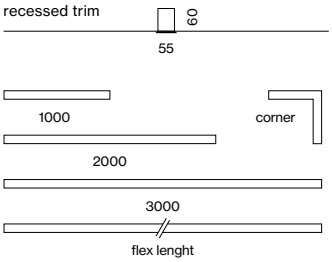

Colours

Light distribution

DiiA® standards
251, 252, 253

single luminaire
(p. 518)

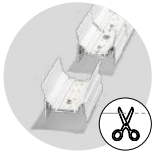

flexible
inset



tunable white
2700 – 6500 K

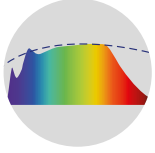

CRI ≥ 98
XPECTRUM

Order options

LED TYPE

mid lumen	1
high lumen	2

COLOUR TEMPERATURE

3000 K	0
4000 K	1

CONTROL

DALI-2

MATERIAL COLOUR

○ traffic white RAL 9016	7
● white aluminium RAL 9006	G

LIGHT OPTIC COVER

opal high performance

Options on request

COLOUR RENDERING INDEX

CRI ≥ 98 XPECTRUM

COLOUR TEMPERATURE

tunable white 2700–6500 K

LIGHT OPTIC COVER

microprismatic

FRAME 40 trim

CRI ≥ 90 · RG0 IEC 62471 · DALI 1 ADDR. · 220-240V

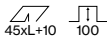

INSTALLATION CHANNEL + LIGHT INSET

SYSTEM POWER (MID / HIGH LUMEN)	L (mm)	ORDER CODE
15.3 / 22.9 W	1000	042-702:3
30.5 / 46 W	2000	042-704:3
46 / 69 W	3000	042-706:3
15.3 / 22.9 W flex	500–1000	042-70F:3
30.5 / 46 W flex	1500–2000	042-70G:3
15.3 / 22.9 W corner	500 × 500	042-70C:3

COVER	COLOUR TEMP.	SYSTEM POWER	DELIVERED LUMENS	EFFICACY
mid lumen / opal	3000 K	15.3 W/m	1480 lm/m	97 lm/W
high performance	4000 K		1560 lm/m	102 lm/W
high lumen / opal	3000 K	22.9 W/m	2210 lm/m	97 lm/W
high performance	4000 K		2340 lm/m	102 lm/W

LIGHT OPTIC COVER 40

TYPE	L (mm)	ORDER CODE
linear	1000	006-421001 0H
linear	2000	006-422001 0H
linear	3000	006-423001 0H
corner	500 × 500	006-420502 0H
continuous linear	6000	006-422601 0H
continuous linear	30000	006-422300 10H

Accessories

END CAPS

TYPE	ORDER CODE
end caps (pair)	042-709001

CHANNEL + BLIND COVER

TYPE	L (mm)	ORDER CODE
linear	1000	042-709421
linear	2000	042-709441
linear	3000	042-709461
corner	500 × 500	042-7094C1

POWER FEEDER UNIT

TYPE	ORDER CODE
power feeder unit	042-109323 0

LINEAR CONNECTOR

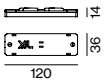

TYPE	ORDER CODE
mechanical linear connector	042-709111 0
mechanical + electrical linear connector	042-709123 0
opal cover linear connector	042-109191 0

MOUNTING BRACKET

TYPE	CEILING THICKNESS (mm)	ORDER CODE
mounting bracket (1 piece)	8-25	042-709211 0
mounting bracket (25 pieces)	8-25	042-709211 0.25

number of brackets required: length of your system in metres+1

LUMINOUS FLUX value calculated for CRI ≥ 90, colour white, cover opal

back

FRAME 60 system

recessed with trim

EN Luminaire housing made of extruded aluminium; recessed luminaire with trim; designed for continuous lighting systems; suitable for ceiling thickness of 8-25 mm; surface powder coated; luminaire profile for mounting available in advance; remaining luminaire components mounted without tools; light inset consisting of highly reflective coated extruded profile for improved thermal management; option: lighting module is versatile in length; HPO (High Performance Opal) cover for uniform illumination; micro prismatic PMMA diffuser incl. diffuser film for homogeneous illumination and reduced luminance; wallwasher light inset; energy-efficient LEDs with very good colour rendering

FR Corps de luminaire en profil extrudé en aluminium ; luminaire encastré avec bord continu ; conçu pour système d'éclairage continu ; convient aux épaisseurs de plafond de 8-25 mm ; surface thermolaquée ; Profilé de luminaire pour montage livrable avant ; composants restants du luminaire montable sans outil ; élément lumineux composé de profilé extrudé laqué hautement réfléchissant pour une gestion thermique améliorée ; en option module d'éclairage raccourcissable de manière flexible ; cache HPO (High Performance Opal) pour éclairage homogène ; cache PMMA microprismatique, avec film diffusant inclus pour réduire la brillance avec un éclairage homogène ; module d'éclairage wallwasher ; LED économes en énergie à restitution de couleur élevée

Quickinfo

3000 K, 4000 K, TW
CRI ≥ 80, CRI ≥ 90, 3 SDCM
up to 2760 lm/m
up to 125 lm/W
L90 @ 50 000 h
non DIM, DALI-2
opal, microprismatic (UGR ≤ 19)

Types

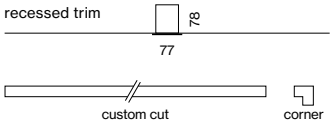

Colours

Light distributions

DiiA® standards
251, 252, 253

single luminaire
(p. 520)

wallwasher
inset (p. 944)



concrete install.
housing (p. 946)

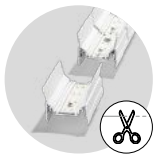

flexible
inset



microprismatic
UGR ≤ 19

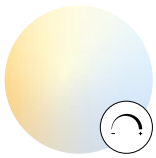

tunable white
2700 – 6500 K

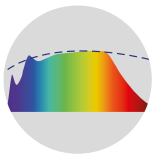

CRI ≥ 98
XPECTRUM

Order options

LED TYPE

mid lumen	L
high lumen	M

COLOUR TEMPERATURE

3000 K (CRI ≥ 90)	0
4000 K (CRI ≥ 90)	1
3000 K (CRI ≥ 80)	5
4000 K (CRI ≥ 80)	6
tunable white 2700 – 6500 K*	

*DALI-2 DT8

CONTROL

non DIM	1
DALI-2 (only high lumen)	3

MATERIAL COLOUR

○ traffic white RAL 9016	7
● white aluminium RAL 9006	G

LIGHT OPTIC COVER

opal high performance	H
microprismatic	Z
microprismatic (UGR ≤ 19)*	G
blind cover**	B

*UGR ≤ 19 only with mid lumen
**only for channel corner 90°

EMERGENCY LIGHT

1 h Accupack	N L 1
3 h Accupack	N L 3

Options on request

COLOUR RENDERING INDEX

CRI ≥ 98 XPECTRUM

INSTALLATION CHANNEL

curve

CONNECTOR

X- and T-connector

LUMINOUS FLUX value calculated for CRI ≥ 80, colour white, cover opal microprismatic -13 %

FRAME 60 trim

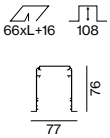

INSTALLATION CHANNEL / CORNER 90°

TYPE	L (mm)	ORDER CODE
channel	1172	035-0123
channel	1472	035-0153
channel	3000	035-0303
channel	custom	E82140 · · · ·
channel corner 90° + cover	144x144	035-1263

LIGHT OPTIC COVER / BLIND COVER

TYPE	L (mm)	ORDER CODE
linear	1171	006-16122
linear	1470	006-16152
linear	2997	006-16302
linear	custom	E80630 · · · · 0
continuous linear	6000	006-23061H
continuous linear	25000	006-23251H
blind cover	3000	006-1830
blind cover	custom	E80630 · · · · B

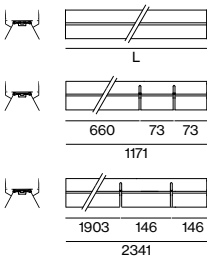

LIGHT INSET 60

SYSTEM POWER (MID / HIGH LUMEN)	L (mm)	ORDER CODE
8.7 / 13.8 W	571	007-93 2 7
13 / 20.6 W	871	007-93 3 7
15.3 / 27.5 W	1171	007-93 4 7
19.2 / 34 W	1463	007-93 5 7 ●
31 / 55 W	2341	007-93 8 7
38 / 68 W	2997	007-93 9 7
flexible inset 15.3 / 27.5 W	660-1171	007-93 F 7
flexible inset 31 / 55 W	1903-2341	007-93 G 7

COVER	COLOUR TEMP.	SYSTEM POWER	DELIVERED LUMENS	EFFICACY
mid lumen / opal	3000 K	14 W/m	1540 lm/m	118 lm/W
high performance	4000 K		1640 lm/m	125 lm/W
high lumen / opal	3000 K	24 W/m	2540 lm/m	110 lm/W
high performance	4000 K		2700 lm/m	116 lm/W

LIGHT INSET 60 tunable white 2700 – 6500 K

SYSTEM POWER	L (mm)	ORDER CODE
21.7 W	871	007-9333D37
29 W	1171	007-9334D37
36 W	1463	007-9335D37
58 W	2341	007-9338D37

Accessories

END CAPS

TYPE	ORDER CODE
end caps (pair)	035-1313

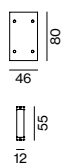

LINEAR CONNECTOR / THROUGH WIRE

TYPE	ORDER CODE
linear connector (1 piece)	005-40046
linear connector (10 pieces)	005-40046.10
opal cover linear connector	006-14000
through wire 3 × 1.5 mm² (non DIM, 10 pieces)	004-90003
through wire 5 × 1.5 mm² (DALI-2, 10 pieces)	004-90005

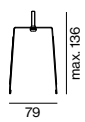

MOUNTING BRACKET

TYPE	CEILING THICKNESS (mm)	ORDER CODE
mounting bracket (1 piece)	8-25	035-10200
mounting bracket (25 pieces)	8-25	035-10200.25

number of brackets required: length of your system in metres+1

Dr. Schaer Burgstall, IT –
by monovolume architecture+design
with lighting design by VON LUTZ -
electrical and lighting projects /
Alexa von Lutz



RLB headquarters Graz, AT –
by Strohecker ZT GmbH with lighting
design by Klauss Elektro-Anlagen



TELEKOM AUSTRIA

back



FRAME 100 system

recessed with trim

EN Luminaire housing made of extruded aluminium; recessed luminaire with trim; for continuous lighting systems; for ceiling thickness of 8-25 mm; surface powder coated; luminaire profile for mounting available in advance; remaining luminaire components mounted without tools; light inset consisting of highly reflective coated extruded profile for improved thermal management; option: lighting module is versatile in length; HPO (High Performance Opal) cover for uniform illumination; micro prismatic PMMA diffuser incl. diffuser film for homogeneous illumination and reduced luminance; wallwasher light inset; energy-efficient LEDs with very good colour rendering

FR Corps de luminaire en profil extrudé en aluminium ; luminaire encastré avec bord continu ; pour systèmes d'éclairage continus ; pour épaisseurs de plafond 8-25 mm ; surface thermolaquée ; Profilé de luminaire pour montage livrable avant ; composants restants du luminaire montable sans outil ; élément lumineux composé de profilé extrudé laqué hautement réfléchissant pour une gestion thermique améliorée ; en option module d'éclairage raccourcissable de manière flexible ; cache HPO (High Performance Opal) pour éclairage homogène ; cache PMMA microprismatique, avec film diffusant inclus pour réduire la brillance avec un éclairage homogène ; module d'éclairage wallwasher ; LED économes en énergie à restitution de couleur élevée

Quickinfo

3000 K, 4000 K, TW
CRI ≥ 80, CRI ≥ 90, 3 SDCM
UGR ≤ 19 / 65° ≤ 3000 cd/m²
up to 3090 lm/m
up to 140 lm/W
L90 @ 50 000 h
non DIM, DALI-2
opal, microprismatic (UGR ≤ 19)

Types

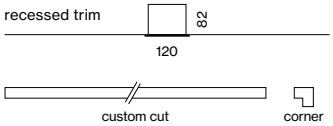

Colours

Light distributions

DiiA® standards
251, 252, 253

single luminaire
(p. 522)

wallwasher
inset (p. 944)



concrete install.
housing (p. 946)

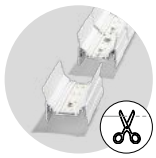

flexible
inset

DIN EN 12464-1
UGR ≤ 19

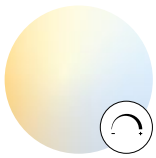

tunable white
2700 – 6500 K

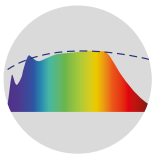

CRI ≥ 98
XPECTRUM

Order options

LED TYPE

mid lumen	L
high lumen	M

COLOUR TEMPERATURE

3000 K (CRI ≥ 90)	0
4000 K (CRI ≥ 90)	1
3000 K (CRI ≥ 80)	5
4000 K (CRI ≥ 80)	6
tunable white 2700 – 6500 K*	

*DALI-2 DT8

CONTROL

non DIM	1
DALI-2 (only high lumen)	3

MATERIAL COLOUR

○ traffic white RAL 9016	7
● white aluminium RAL 9006	G

LIGHT OPTIC COVER

opal high performance	H
microprismatic	Z
microprismatic (UGR ≤ 19)*	G
blind cover**	B

*UGR ≤ 19 only with mid lumen
**only for channel corner 90°

EMERGENCY LIGHT

1 h Accupack	N L 1
3 h Accupack	N L 3

Options on request

COLOUR RENDERING INDEX

CRI ≥ 98 XPECTRUM

CONNECTOR

X- and T-connector

LUMINOUS FLUX value calculated for CRI ≥ 80, colour white, cover opal microprism. Z -8 %, microprism. G -10%

FRAME 100 trim

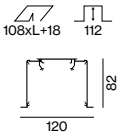

INSTALLATION CHANNEL / CORNER 90°

TYPE	L (mm)	ORDER CODE
channel	1172	035-0125
channel	1472	035-0155
channel	3000	035-0305
channel	custom	E82150
channel corner 90° + cover	205x205	035-1265

LIGHT OPTIC COVER / BLIND COVER

TYPE	L (mm)	ORDER CODE
linear	1171	006-12122
linear	1470	006-12152
linear	2997	006-12302
linear	custom	E80650 0
blind cover	3000	006-1130
blind cover	custom	E80650 B

CRI ≥ 90 | UGR ≤ 19 | cd/m² ≤3000 | RG 0 IEC 62471 | DALI 1 ADDR. | 220-240V | CB

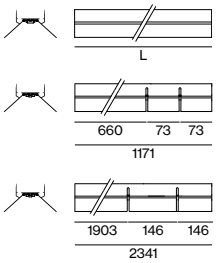

LIGHT INSET 100

SYSTEM POWER (MID / HIGH LUMEN)	L (mm)	ORDER CODE
8.7 / 13.8 W	571	007-86 2 7
13 / 20.6 W	871	007-86 3 7
15.3 / 27.5 W	1171	007-86 4 7
19.2 / 34 W	1463	007-86 5 7 ●
31 / 55 W	2341	007-86 8 7
38 / 68 W	2997	007-86 9 7
15.3 / 27.5 W flex	660-1171	007-86 F 7
31 / 55 W flex	1903-2341	007-86 G 7

COVER	COLOUR TEMP.	SYSTEM POWER	DELIVERED LUMENS	EFFICACY
mid lumen / opal	3000 K	14 W/m	1770 lm/m	132 lm/W
high performance	4000 K		1870 lm/m	140 lm/W
high lumen / opal	3000 K	24 W/m	2920 lm/m	123 lm/W
high performance	4000 K		3090 lm/m	130 lm/W

LIGHT INSET 100 tunable white 2700 – 6500 K

SYSTEM POWER	L (mm)	ORDER CODE
21.7 W	871	007-8633D37
29 W	1171	007-8634D37
36 W	1463	007-8635D37
58 W	2341	007-8638D37

Accessories

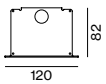

END CAPS

TYPE	ORDER CODE
end caps (pair)	035-1315

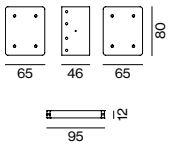

LINEAR CONNECTOR / THROUGH WIRE

TYPE	ORDER CODE
linear connector (1 piece)	005-40066
linear connector (10 pieces)	005-40066.10
opal cover linear connector	006-10000
through wire 3 × 1.5 mm² (non DIM, 10 pieces)	004-90003
through wire 5 × 1.5 mm² (DALI-2, 10 pieces)	004-90005

MOUNTING BRACKET

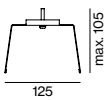

TYPE	CEILING THICKNESS (mm)	ORDER CODE
mounting bracket (1 piece)	8-25	035-10230
mounting bracket (25 pieces)	8-25	035-10230.25

number of brackets required: length of your system in metres+1

CMS Office Paris, FR –
by Lobjoy & Bouvier & Boisseau

Discreet profile system

CANYON system

EN The CANYON system luminaire radiates calm and makes visitors feel welcome – whether in entrance halls, at the reception, or in corridors or lounges. The specially developed, flex insets, which can be shortened, make the luminaire a true all-round talent; with its tailored profile length, the luminaire can also be transformed into a customised lighting system by using CORNER elements. Also noteworthy: When combined with the opal cover, the CANYON system luminaire creates uniform ambient lighting. For workstations, it can be perfectly adapted to office conditions using insets with microprismatic covers.

FR Le luminaire système CANYON inspire le calme et fait en sorte que le visiteur se sente bienvenu, que ce soit dans les halls d'entrée, à l'accueil, dans les couloirs ou les salles communes. Les inserts flexibles de conception spéciale, qui peuvent être raccourcis, font de ce luminaire un must de polyvalence : avec la longueur de profilé souhaitée, le luminaire peut également devenir un système d'éclairage personnalisé grâce à l'utilisation d'éléments CORNER. Autre point notable : en combinaison avec le diffuseur opale, le luminaire système CANYON produit un éclairage de base uniforme. Pour les postes de travail, il s'adapte à merveille aux conditions propres au bureau grâce à des inserts avec diffuseur microprismatique.

Type

60

Mounting

trim
recessed

Configurations

linear corner

Light distributions

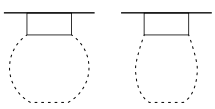

opal microprismatic
(UGR ≤ 19)

back

CANYON 60 system

recessed offset with trim

EN Luminaire housing made of extruded aluminium; uncluttered ceiling look through recessed lighting level; recessed luminaire with trim; for continuous lighting systems; for ceiling thickness of 8-25 mm; surface powder coated; luminaire profile for mounting available in advance; remaining luminaire components mounted without tools; light inset consisting of highly reflective coated extruded profile for improved thermal management; option: lighting module is versatile in length; HPO (High Performance Opal) cover for uniform illumination; micro prismatic PMMA diffuser incl. diffuser film for homogeneous illumination and reduced luminance; wallwasher light inset; energy-efficient LEDs with very good colour rendering

FR Corps de luminaire en profil extrudé en aluminium ; plafond harmonieux par luminaire en retrait ; luminaire encastré avec bord continu ; pour systèmes d'éclairage continus ; pour épaisseurs de plafond 8-25 mm ; surface thermolaquée ; Profilé de luminaire pour montage livrable avant ; composants restants du luminaire montable sans outil ; élément lumineux composé de profilé extrudé laqué hautement réfléchissant pour une gestion thermique améliorée ; en option module d'éclairage raccourcissable de manière flexible ; cache HPO (High Performance Opal) pour éclairage homogène ; cache PMMA microprismatique, avec film diffusant inclus pour réduire la brillance avec un éclairage homogène ; module d'éclairage wallwasher ; LED économes en énergie à restitution de couleur élevée

Quickinfo

3000 K, 4000 K, TW
CRI ≥ 80, CRI ≥ 90, 3 SDCM
up to 2280 lm/m
up to 105 lm/W
L90 @ 50 000 h
non DIM, DALI-2
opal, microprismatic

Types

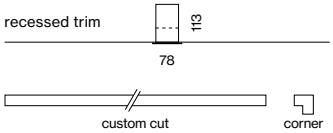

Colours

Light distributions

DiiA® standards 251, 252, 253

single luminaire (p. 528)

wallwasher inset (p. 944)

ball-impact-resistant

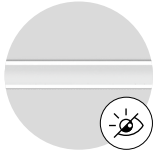

glare control UGR ≤ 19

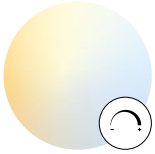

tunable white 2700 – 6500 K

Order options

LED TYPE

mid lumen	L
high lumen	M

COLOUR TEMPERATURE

3000 K (CRI ≥ 90)	0
4000 K (CRI ≥ 90)	1
3000 K (CRI ≥ 80)	5
4000 K (CRI ≥ 80)	6
tunable white 2700 – 6500 K*	

*DALI-2 DT8

CONTROL

non DIM	1
DALI-2 (only high lumen)	3

MATERIAL COLOUR

○ traffic white RAL 9016	7
● jet black RAL 9005	8

LIGHT OPTIC COVER

opal high performance	H
microprismatic	Z
blind cover*	B

*only for channel corner 90°

EMERGENCY LIGHT

1 h Accupack	N L 1
3 h Accupack	N L 3

Options on request

COLOUR RENDERING INDEX

CRI ≥ 98 XPECTRUM

CONNECTOR

X- and T-connector

LUMINOUS FLUX value calculated for CRI ≥ 80, colour white, cover opal microprismatic -13 %

CANYON 60 trim offset

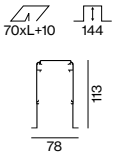

INSTALLATION CHANNEL / CORNER 90°

TYPE	L (mm)	ORDER CODE
channel	1172	038-5127
channel	1472	038-5157
channel	3000	038-5307
channel	custom	E82330
channel corner 90° + cover	144x144	038-6267

LIGHT OPTIC COVER / BLIND COVER

TYPE	L (mm)	ORDER CODE
linear	1171	006-16122
linear	1470	006-16152
linear	2997	006-16302
linear	custom	E80630 0
blind cover	1472	006-1815
blind cover	custom	E80630 B

CRI ≥ 90 · RG0 IEC 62471 · DALI 1 ADDR. · 220-240V · CB

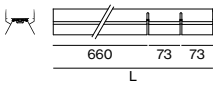

LIGHT INSET 60

SYSTEM POWER (MID / HIGH LUMEN)	L (mm)	ORDER CODE
8.7 / 13.8 W	571	007-932 7
13 / 20.6 W	871	007-933 7
15.3 / 27.5 W	1171	007-934 7
19.2 / 34 W	1463	007-935 7 ●
31 / 55 W	2341	007-938 7
38 / 68 W	2997	007-939 7
15.3 / 27.5 W flex	660-1171	007-93F 7
31 / 55 W flex	1903-2341	007-93G 7

COVER	COLOUR TEMP.	SYSTEM POWER	DELIVERED LUMENS	EFFICACY
mid lumen / opal	3000 K	14 W/m	1300 lm/m	99 lm/W
high performance	4000 K		1380 lm/m	105 lm/W
high lumen / opal	3000 K	24 W/m	2160 lm/m	92 lm/W
high performance	4000 K		2280 lm/m	98 lm/W

LIGHT INSET 60 tunable white 2700 – 6500 K

SYSTEM POWER	L (mm)	ORDER CODE
21.7 W	871	007-9333D37
29 W	1171	007-9334D37
36 W	1463	007-9335D37
58 W	2341	007-9338D37

Accessories

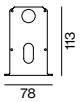

END CAPS

TYPE	ORDER CODE
end caps (pair)	038-6307

LINEAR CONNECTOR / THROUGH WIRE

TYPE	ORDER CODE
linear connector (1 piece)	005-40046
linear connector (10 pieces)	005-40046.10
opal cover linear connector	006-14000
through wire 3 × 1.5 mm² (non DIM, 10 pieces)	004-90003
through wire 5 × 1.5 mm² (DALI-2, 10 pieces)	004-90005

MOUNTING BRACKET

TYPE	CEILING THICKNESS (mm)	ORDER CODE
mounting bracket (1 piece)	8-25	038-60700
mounting bracket (25 pieces)	8-25	038-60700.25

number of brackets required: length of your system in metres+1

Office Tour

Microsoft headquarters
Vienna, AT – by INNOCAD Architektur ZT

Define your profile system

MINO system

EN The MINO system luminaire complements the multifaceted nature of the MINO single luminaire. Whether as a surface-mounted version for wall or ceiling mounting, or as a suspended version with an indirect light component, the MINO System luminaire is truly versatile. Using CURVE elements, which come in various radii, and CORNER elements, the luminaires are transformed into a continuous lighting system. With three standard and additional special colours available, MINO can be customised according to the desired room concept. You can also combine the light insets for homogeneous ambient lighting with an opal cover. Other options include the use of a wallwasher for a uniformly illuminated wall surface, or the microprismatic cover specially designed for workstations. Excellent colour rendering and three possible light colours complete the MINO system luminaire.

FR Le luminaire système MINO étoffe encore la richesse des facettes du luminaire individuel MINO. En version apparente pour montage sur mur ou plafond ou en version suspendue avec une partie de lumière indirecte, le luminaire système MINO fait preuve d'une grande polyvalence. Grâce aux éléments CORNER et CURVE disponibles dans différents rayons, les divers luminaires se muent en un système d'éclairage continu. Grâce à trois couleurs standard et aux autres teintes spéciales disponibles, MINO s'adapte sans problème au concept d'aménagement souhaité. En option, vous pouvez combiner – même partiellement – les modules d'éclairage avec un diffuseur opale pour un éclairage de base homogène, un lèche-mur pour une surface murale éclairée de manière uniforme ou le diffuseur microprismatique conçu spécialement pour les postes de travail. Le très bon rendu de couleurs et les trois températures de couleur possibles viennent parachever ce système d'éclairage MINO.

Types

40 60 100

Mountings



surface suspended

Configurations

linear corner curve

Light distributions

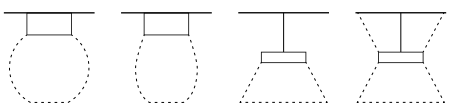

opal microprismatic (UGR ≤ 19) direct direct indirect

TW – Tunable White

EN Changes in the colour of light have a substantial effect on our mood. Tunable White allows the colour temperature to be continuously adjusted from 2700 K (warm light) to 6500 K (cool light) to dynamically adapt the lighting to the time of day or ambient brightness.

FR Les variations de la température de couleur ont un puissant effet sur notre humeur. Tunable White permet le passage en continu de la température de couleur de 2700 K (lumière chaude) à 6500 K (lumière froide), afin d'adapter l'éclairage de manière dynamique à l'heure ou à la luminosité ambiante.



Full-spectrum LED

EN XAL's new XPECTRUM LEDs deliver healthy, biologically effective light. The reduced blue light component and increased cyan values reduce the blue light hazard for the eye to daylight-equivalent levels. The resulting non-visual, so-called melanopic light effect, improves concentration and increases sleep quality. The excellent colour rendering of IES TM 30–15 $R_f = 98$ and $R_g = 101$ further helps visual comfort.

FR La nouvelle LED XPECTRUM de XAL fournit une lumière saine et adaptée au rythme circadien. La réduction de la lumière bleue ainsi que l'augmentation des valeurs cyan réduisent le risque que représente pour l'œil la lumière bleue, retrouvant un niveau similaire à celui de la lumière du jour. Il en résulte un effet d'éclairage non visuel, dit mélanopique, qui favorise la concentration et améliore la qualité du sommeil. L'excellent rendu des couleurs de l'IES TM 30-15 $R_f = 98$ et $R_g = 101$ constitue un autre atout pour le confort visuel.

XPECTRUM LED

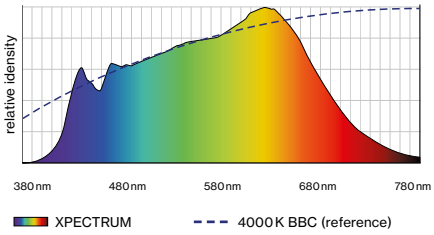

Commercially available LED 4000 K

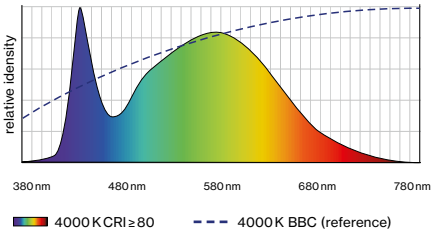

Colour variety

EN MINO is available in the standard colours black, grey, and white. Further colour variations are also available, granting your project maximum design freedom. You can learn more about our colour palette at xal.com/colours.

FR Tous les profilés modulables sont disponibles en différentes couleurs standard. En outre, d'autres variantes de couleurs sont disponibles - ce qui vous offre une liberté de création maximale dans votre projet. Vous trouverez plus d'informations sur notre palette de couleurs sur xal.com/colours.

xal.com/colours

Precise planning with flex insets

EN Your lighting system can be easily adapted to existing room dimensions. You can determine bespoke lengths for MINO. The special flex insets are precisely and flexibly adapted on-site during assembly. Boards are simply cut off at prefabricated breakpoints. This gives you a free hand and minimal restrictions in the lighting design.

FR Votre système d'éclairage peut facilement être adapté aux dimensions de la pièce. Pour les profilés modulables, vous pouvez déterminer des longueurs individuelles. Les inserts spéciaux Flex s'adaptent avec précision et de manière flexible sur place lors de l'installation : on sépare tout simplement les platines sur les points de cassure préfabriqués. Grâce à cela, vous avez carte blanche et quasiment aucune restriction dans la conception de l'éclairage.

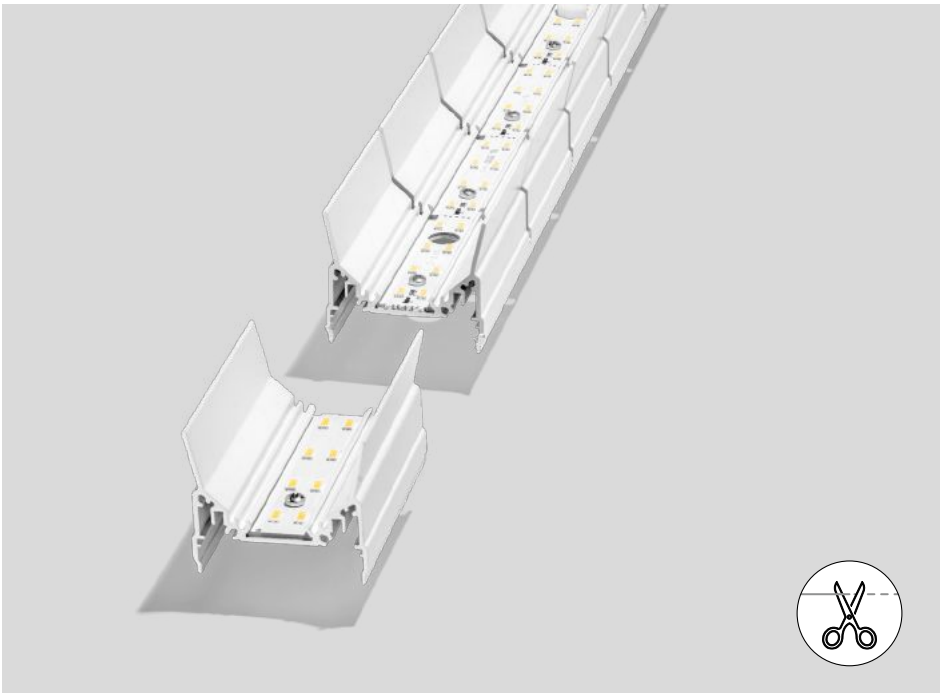

Curves & edges

EN Let your creativity run wild and combine straight profiles with precise corners or harmonious curves. The curve profiles are available in different radii to generate maximum design freedom.

FR Laissez libre cours à votre créativité et reliez les profilés rectilignes par des angles précis ou des courbes harmonieuses. Les profilés courbes sont disponibles en différents rayons afin de permettre une liberté de conception maximale. Comme tous les éléments de profilés vont ensemble, vous pouvez créer des configurations de système personnalisées exactement comme vous le souhaitez et selon l'espace disponible.

back



MINO 40 system

ceiling / suspended

EN Luminaire housing from extruded aluminium profile, angular design; no visible screws; for lighting systems; powder coated; luminaire profile incl. light inset; cover in the length of the light inset or continuous cover (both separately available); pre-assembled power rail for power supply in luminaire profile; voltage tap of the light inset on the power rail; pendant fitting with cable suspension; height adjustment without tools; with transparent feeder cable; light inset consisting of highly reflective coated extruded profile for improved thermal management; HPO (High Performance Opal) cover for uniform illumination; energy-eff. LEDs – very good colour rendering

FR Corps de luminaire en profil extrudé en alu, version arête ; aucune vis visible ; pour les systèmes d'éclairage ; thermolaquée ; profilé de luminaire avec insert d'écl. ; diffuseur sur la longueur de l'insert ou diffuseur continu (les deux à commander sép.) ; rail d'alimentation prémonté pour l'alim. en tension dans le profilé ; prélèvement de tension de l'insert sur le rail d'alim. ; suspension par câble ; réglage en hauteur sans outil ; conduit d'alimentation transparent inclus ; élément lumineux composé de profilé extrudé laqué hautement réfléchissant pour une gestion thermique améliorée ; cache HPO (High Performance Opal) pour éclairage homogène ; LED à haut rend. énerg. – excellent rendu coul.

Quickinfo

3000 K, 4000 K
CRI ≥ 90, 3 SDCM
up to 2340 lm/m
up to 102 lm/W
L90 @ 50 000 h
DALI-2
opal

Types

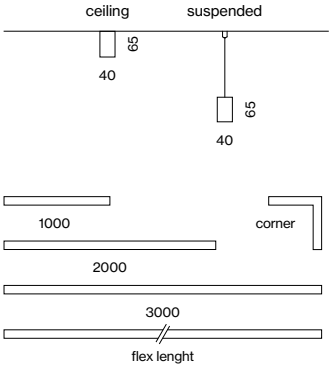

Colours

standard xal.com/colours

Light distribution

opal

DiiA® standards
251, 252, 253

single luminaire
(p. 536)

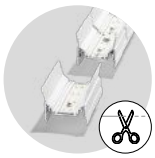

flexible
inset



tunable white
2700 – 6500 K

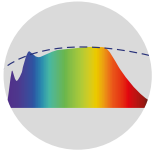

CRI ≥ 98
XPECTRUM

Order options

LED TYPE

mid lumen	1
high lumen	2

COLOUR TEMPERATURE

3000 K	0
4000 K	1

CONTROL

DALI-2

MATERIAL COLOUR

pure white RAL 9010	7
white aluminium RAL 9006	G
jet black RAL 9005	8
special colours p. 992	X

MATERIAL COLOUR

pure white RAL 9010	7
jet black RAL 9005	8

LIGHT OPTIC COVER

opal high performance

Options on request

COLOUR RENDERING INDEX

CRI ≥ 98 XPECTRUM

COLOUR TEMPERATURE

tunable white 2700–6500 K

LIGHT OPTIC COVER

microprismatic

MINO 40 ceiling / suspended

INSTALLATION CHANNEL + LIGHT INSET

SYSTEM POWER (MID / HIGH LUMEN)	L (mm)	ORDER CODE
15.3 / 22.9 W	1000	042-10 2 3
30.5 / 46 W	2000	042-10 4 3
46 / 69 W	3000	042-10 6 3
15.3 / 22.9 W flex	500–1000	042-10 F 3
30.5 / 46 W flex	1500–2000	042-10 G 3
15.3 / 22.9 W corner	500 × 500	042-10 C 3

COVER	COLOUR TEMP.	SYSTEM POWER	DELIVERED LUMENS	EFFICACY
mid lumen / opal	3000 K	15.3 W/m	1480 lm/m	97 lm/W
high performance	4000 K		1560 lm/m	102 lm/W
high lumen / opal	3000 K	22.9 W/m	2210 lm/m	97 lm/W
high performance	4000 K		2340 lm/m	102 lm/W

LIGHT OPTIC COVER 40

TYPE	L (mm)	ORDER CODE
linear	1000	006-42100 10 H
linear	2000	006-42200 10 H
linear	3000	006-42300 10 H
corner	500 × 500	006-42050 20 H
continuous linear	6000	006-42206 01 0 H
continuous linear	30000	006-42300 10 H

Accessories

END CAPS

TYPE	ORDER CODE
end caps (pair)	042-10900 1

CHANNEL + BLIND COVER

TYPE	L (mm)	ORDER CODE
linear	1000	042-10942 1
linear	2000	042-10944 1
linear	3000	042-10946 1
corner	500 × 500	042-1094C 1

POWER FEEDER UNIT

TYPE	ORDER CODE
power feeder unit	042-10932 30

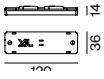

LINEAR CONNECTOR

TYPE	ORDER CODE
mechanical linear connector	042-10911 10
mechanical + electrical linear connector	042-10912 30
opal cover linear connector	042-10919 10

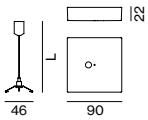

CEILING FASTENER / CABLE SUSPENSION / CANOPY

TYPE	L (mm)	ORDER CODE
ceiling fastener	10	050-20411 1
cable suspension	1500	005-21521 10
canopy		005-23112 1
feeder cable (transparent)		005-24124 10

for electrical system configuration see luminaire data sheet at xal.com

LUMINOUS FLUX value calculated for CRI ≥ 90, colour white, cover opal

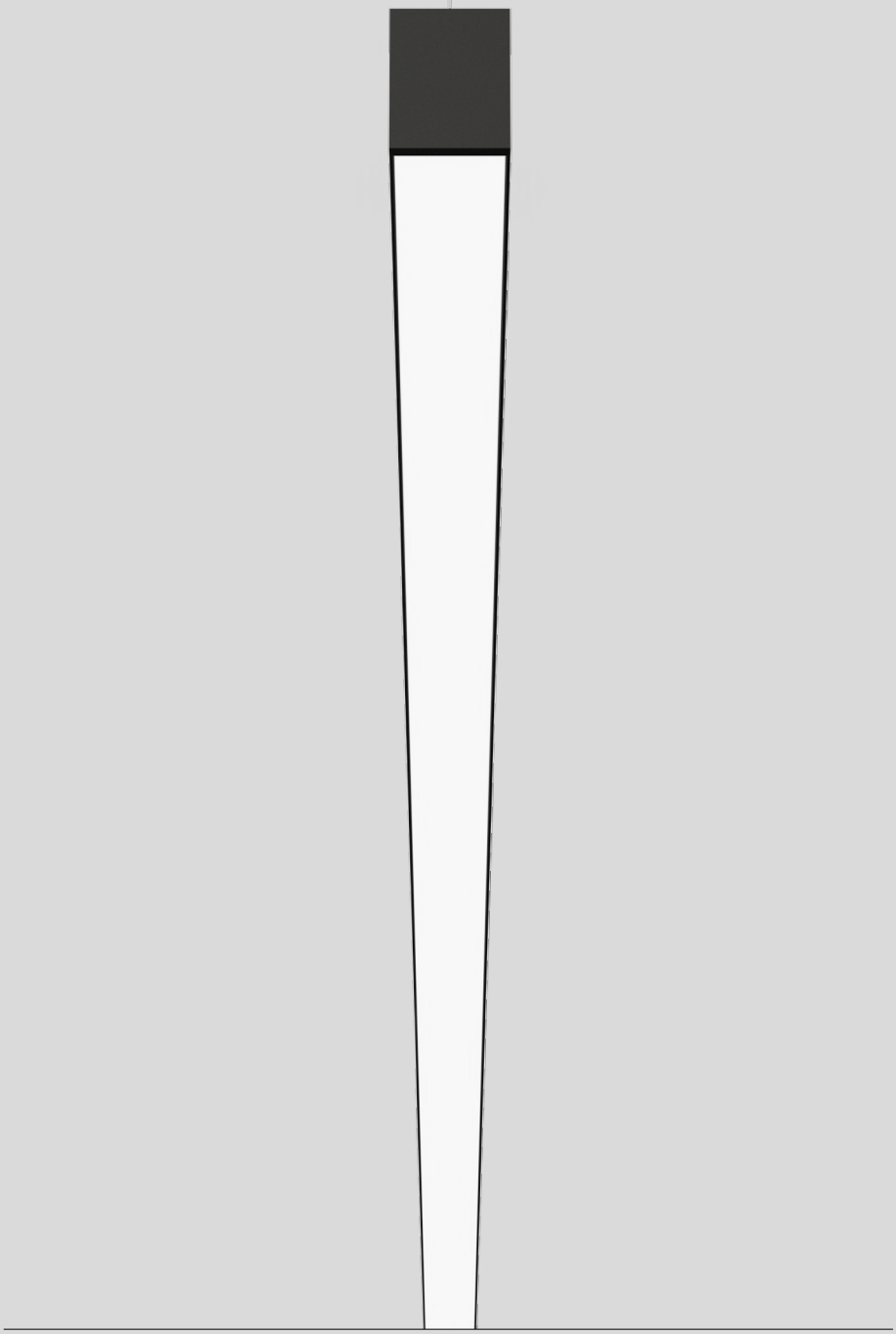

MINO 60 system

ceiling / suspended

EN Luminaire housing from extruded aluminium profile, angular design; no visible screws; for lighting systems; powder coated; luminaire profile for mounting available in advance; remaining components mounted without tools; pendant fitting with cable suspension; height adjustment without tools; spring clip attachment to the luminaire; with transparent feeder cable; light inset consisting of highly reflective coated extruded profile for improved thermal management; option: lighting module is versatile in length; HPO (High Performance Opal) cover for uniform illumination; micro prismatic PMMA diffuser incl. diffuser film for homogeneous illumination and reduced luminance; wallwasher light inset; energy-eff. LEDs – very good colour rendering

FR Corps de luminaire en profil extrudé en alu, version arête ; aucune vis visible ; pour les systèmes d'éclairage ; thermolaquée ; Profilé de luminaire pour montage livrable avant ; composants restants montable sans outil ; suspension par câble ; réglage en hauteur sans outil ; fixation au luminaire au moyen de clips à ressort ; conduit d'alimentation transparent inclus ; élément lumineux composé de profilé extrudé laqué hautement réfléchissant pour une gestion thermique améliorée ; en option module d'éclairage raccourcissable de manière flexible ; cache HPO (High Performance Opal) pour éclairage homogène ; cache PMMA microprismatique, avec film diffusant inclus pour réduire la brillance avec un éclairage homogène ; module d'éclairage wallwasher ; LED à haut rend. énerg. – excellent rendu coul.

Quickinfo

3000 K, 4000 K, TW
CRI ≥ 80, CRI ≥ 90, 3 SDCM
up to 2760 lm/m
up to 125 lm/W
L90 @ 50 000 h
non DIM, DALI-2
opal, microprismatic (UGR ≤ 19)

Types

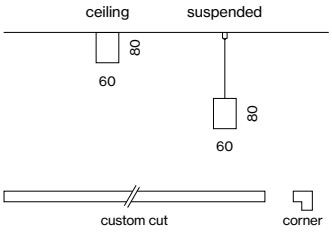

Colours

standard xal.com/colours

Light distributions

direct direct

DiiA® standards
251, 252, 253

single luminaire
(p. 544)

wallwasher
inset (p. 944)



concrete install.
housing (p. 946)

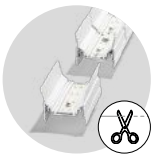

flexible
inset



microprismatic
UGR ≤ 19

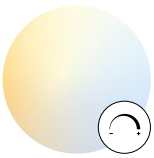

tunable white
2700 – 6500 K

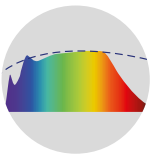

CRI ≥ 98
XPECTRUM

Order options

LED TYPE

mid lumen	L
high lumen	M

COLOUR TEMPERATURE

3000 K (CRI ≥ 90)	0
4000 K (CRI ≥ 90)	1
3000 K (CRI ≥ 80)	5
4000 K (CRI ≥ 80)	6
tunable white 2700 – 6500 K*	

*DALI-2 DT8

CONTROL

non DIM	1
DALI-2 (only high lumen)	3

MATERIAL COLOUR

pure white RAL 9010	7
white aluminium RAL 9006	G
jet black RAL 9005	8
special colours p. 992	X

LIGHT OPTIC COVER

opal high performance	H
microprismatic	Z
microprismatic (UGR ≤ 19)*	G
blind cover only for corner 90°	B

*UGR ≤ 19 only with mid lumen

EMERGENCY LIGHT

1 h Accupack	1
3 h Accupack	3

Options on request

COLOUR RENDERING INDEX

CRI ≥ 98 XPECTRUM

CONNECTORS

X- and T-connector

LUMINOUS FLUX value calculated for CRI ≥ 80, colour white, cover opal microprismatic -13 %

MINO 60 ceiling / suspended

INSTALLATION CHANNEL / CORNER 90°

TYPE	L (mm)	ORDER CODE
channel	1172	046-400401
channel	1472	046-400501
channel	3000	046-400901
channel	custom	E85031 · · · ·
channel corner 90° + cover	150x150	046-401121

LIGHT OPTIC COVER / BLIND COVER

TYPE	L (mm)	ORDER CODE
linear	1171	006-161220
linear	1470	006-161520
linear	2997	006-163020
linear	custom	E80630 · · · · 0
continuous linear	6000	006-23061H
continuous linear	25000	006-23251H
blind cover	3000	006-18300
blind cover	custom	E80630 · · · · B

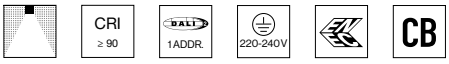

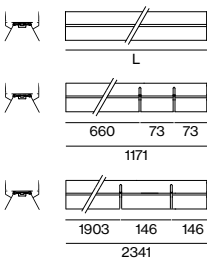

LIGHT INSET 60

SYSTEM POWER (MID / HIGH LUMEN)	L (mm)	ORDER CODE
8.7 / 13.8 W	571	007-932 7
13 / 20.6 W	871	007-933 7
15.3 / 27.5 W	1171	007-934 7
19.2 / 34 W	1463	007-935 7 ●
31 / 55 W	2341	007-938 7
38 / 68 W	2997	007-939 7
15.3 / 27.5 W flex	660-1171	007-93F 7
31 / 55 W flex	1903-2341	007-93G 7

COVER	COLOUR TEMP.	SYSTEM POWER	DELIVERED LUMENS	EFFICACY
mid lumen / opal	3000 K	14 W/m	1540 lm/m	118 lm/W
high performance	4000 K		1640 lm/m	125 lm/W
high lumen / opal	3000 K	24 W/m	2540 lm/m	110 lm/W
high performance	4000 K		2700 lm/m	116 lm/W

LIGHT INSET 60 tunable white 2700 – 6500 K

SYSTEM POWER	L (mm)	ORDER CODE
21.7 W	871	007-9333D37
29 W	1171	007-9334D37
36 W	1463	007-9335D37
58 W	2341	007-9338D37

Accessories

END CAPS

TYPE	ORDER CODE
end caps (pair)	046-501001

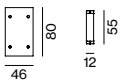

LINEAR CONNECTOR / THROUGH WIRE

TYPE	ORDER CODE
linear connector (1 piece)	005-40046
linear connector (10 pieces)	005-40046.10
opal cover linear connector	006-14000
through wire 3 × 1.5 mm² (non DIM, 10 pieces)	004-90003
through wire 5 × 1.5 mm² (DALI-2, 10 pieces)	004-90005

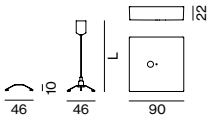

CEILING CLIP / CABLE SUSPENSION / CANOPY

TYPE	L (mm)	ORDER CODE
ceiling clip	10	034-11636
cable suspension	1500	005-2122110
canopy / feeder cable 3 × 1.5 mm²	1500	005-2212310
canopy / feeder cable 5 × 1.5 mm²	1500	005-2212410
cable rail	1200	005-2491110

for electrical system configuration see luminaire data sheet at xal.com



MINO 60 CURVE system

ceiling / suspended

EN Circular segment of rolled aluminium profile, angular design, seamlessly welded; no visible screws; for lighting systems; powder coated; luminaire profile for mounting available in advance; remaining components mounted without tools; pendant fitting with cable suspension; height adjustment without tools; spring clip attachment to the luminaire; freely positionable; with transparent feeder cable; light inset consisting of highly reflective coated die-cast aluminium for improved thermal management; HPO (High Performance Opal) cover for uniform illumination; micro prismatic PMMA diffuser incl. diffuser film for homogeneous illumination and reduced luminance; energy-eff. LEDs – very good colour rendering

FR Segment rond en profil d'aluminium roulé, version arête, soudé sans trace visible ; aucune vis visible ; pour les systèmes d'éclairage ; thermolaquée ; Profilé de luminaire pour montage livrable avant ; composants restants montable sans outil ; suspension par câble ; réglage en hauteur sans outil ; fixation au luminaire au moyen de clips à ressort ; positionnement libre ; conduit d'alimentation transparent inclus ; élément lumineux composé d'aluminium moulé laqué hautement réfléchissant pour une gestion thermique améliorée ; cache HPO (High Performance Opal) pour éclairage homogène ; cache PMMA microprismatique, avec film diffusant inclus pour réduire la brillance avec un éclairage homogène ; LED à haut rend. énerg. – excellent rendu coul.

Quickinfo

3000 K, 4000 K
CRI ≥ 80, 3 SDCM
up to 2850 lm/m
up to 125 lm/W
L90 @ 50 000 h
non DIM, DALI-2
opal, microprismatic

Types

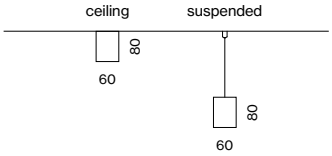

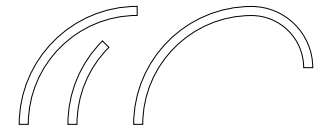

Colours

standard xal.com/colours

Light distributions

direct direct

DiiA® standards
251, 252, 253



microprismatic
UGR ≤ 19

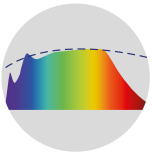

CRI ≥ 98
XPECTRUM

Order options

LED TYPE

mid lumen	4
high lumen	5

COLOUR TEMPERATURE

3000 K	5
4000 K	6

CONTROL

non DIM	1
DALI-2 (only high lumen)	3

MATERIAL COLOUR

pure white RAL 9010	7
white aluminium RAL 9006	G
jet black RAL 9005	8
special colours p. 992	X

LIGHT OPTIC COVER

opal high performance	H
microprismatic	Z

Options on request

COLOUR RENDERING INDEX

CRI ≥ 90
CRI ≥ 98 XPECTRUM

LIGHT OPTIC COVER

microprismatic (UGR ≤ 19)

LUMINOUS FLUX value calculated for CRI ≥ 80, colour white, cover opal microprismatic -13 %

MINO 60 CURVE ceiling / suspended

220-240V 1 ADDR.

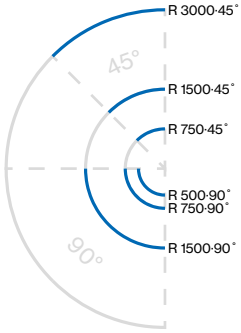

INSTALLATION CHANNEL + LIGHT INSET + LIGHT OPTIC COVER

SYSTEM POWER (MID / HIGH LUMEN)	R (mm)	ORDER CODE
12.8 / 16.3 W	500·90°	034-095
10.2 / 12.8 W	750·45°	034-090
18.1 / 26.1 W	750·90°	034-091
18.1 / 26.1 W	1500·45°	034-092
36 / 52 W (2×DALI)	1500·90°	034-093
36 / 52 W (2×DALI)	3000·45°	034-094

COVER	COLOUR TEMP.	SYSTEM POWER	DELIVERED LUMENS	EFFICACY
mid lumen / opal	3000 K	16 W/m	1780 lm/m	116 lm/W
high performance	4000 K		1880 lm/m	122 lm/W
high lumen / opal	3000 K	22 W/m	2420 lm/m	110 lm/W
high performance	4000 K		2560 lm/m	116 lm/W

Accessories

END CAPS

TYPE	ORDER CODE
end caps (pair)	034-090201

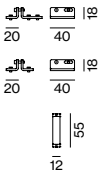

LINEAR CONNECTOR

TYPE	ORDER CODE
linear to curve profile	005-40159
curve to curve profile	005-40158
opal cover linear connector	006-14000

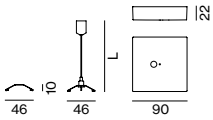

CEILING CLIP / CABLE SUSPENSION / CANOPY

TYPE	L (mm)	ORDER CODE
ceiling clip	10	034-11636
cable suspension	1500	005-2122110
canopy / feeder cable 3×1.5 mm²	1500	005-221231
canopy / feeder cable 5×1.5 mm²	1500	005-221241
cable rail	1200	005-2491110

for electrical system configuration see luminaire data sheet at xal.com

THROUGH WIRE

TYPE	ORDER CODE
3×1.5 mm² (non DIM, 10 pieces)	004-90003
5×1.5 mm² (DALI-2, 10 pieces)	004-90005

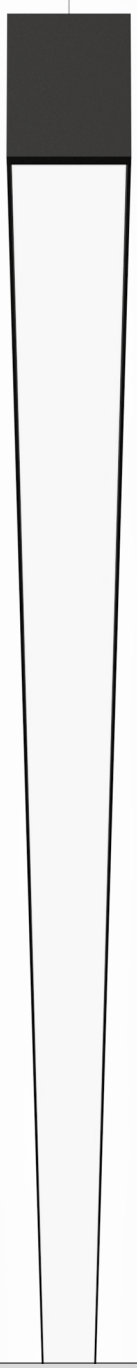

MINO 60 direct / indirect system

ceiling / suspended

EN Luminaire housing from extruded aluminium profile, angular design; direct / indirect light distribution; no visible screws; designed for continuous lighting systems; surface powder coated; pendant fitting with cable suspension; with integrated tool-less suspension height adjustment; spring clip attachment to the luminaire; freely positionable; incl. transparent feed; light inset consisting of highly reflective coated extruded profile for improved thermal management; HPO (High Performance Opal) cover for uniform illumination; micro prismatic PMMA diffuser incl. diffuser film for homogeneous illumination and reduced luminance; energy-efficient LEDs with very good colour rendering

FR Corps de luminaire en profil extrudé en alu, version arête ; caractéristique de rayonnement direct / indirect ; aucune vis visible ; conçu pour système d'éclairage continu ; surface thermolaquée ; suspension par câble ; réglage en hauteur sans outil au luminaire ; fixation au luminaire au moyen de clips à ressort ; positionnement libre ; incl. conduit d'alimentation transparent ; élément lumineux composé de profilé extrudé laqué hautement réfléchissant pour une gestion thermique améliorée ; cache HPO (High Performance Opal) pour éclairage homogène ; cache PMMA microprismatique, avec film diffusant inclus pour réduire la brillance avec un éclairage homogène ; LED économes en énergie à restitution de couleur élevée

Quickinfo

3000 K, 4000 K
CRI ≥ 80, 3 SDCM
up to ↧ 2470 / ↥ 1610 lm/m
up to 120 lm/W
L90 @ 50 000 h
non DIM, DALI-2
opal, microprismatic (UGR ≤ 19)

Types

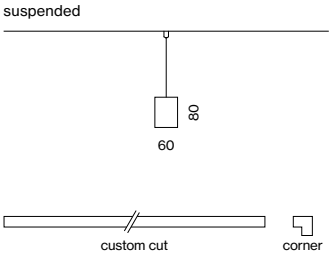

Colours

standard xal.com/colours

Light distributions

direct
indirect

DiiA® standards
251, 252, 253



microprismatic
UGR ≤ 19

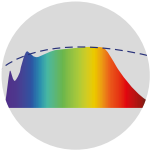

CRI ≥ 98
XPECTRUM

Order options

LED TYPE

mid lumen	1
high lumen	2

COLOUR TEMPERATURE

3000 K	5
4000 K	6

CONTROL

non DIM	1
DALI-2 (only high lumen)	3

MATERIAL COLOUR

pure white RAL 9010	7
white aluminium RAL 9006	G
jet black RAL 9005	8
special colours p. 992	X

LIGHT OPTIC COVER

opal high performance	H
microprismatic (UGR ≤ 19)	Z

Options on request

COLOUR RENDERING INDEX

CRI ≥ 90
CRI ≥ 98 XPECTRUM

CHANNEL LENGTH

3000 mm

MINO 60 direct / indirect suspended

UGR ≤ 19 | 220-240 V | 1 ADDR.

INSTALLATION CHANNEL + LIGHT INSET + LIGHT OPTIC COVER

SYSTEM POWER (MID / HIGH LUMEN)	L (mm)	ORDER CODE
20.1 W / 31 W	872	046-503
26.8 W / 41 W	1172	046-504
34 W / 51 W	1464	046-505
40 W / 62 W	1756	046-506
54 W / 82 W	2344	046-508
26.8 W corner / mid lumen	625x625	046-50511
42 W corner / high lumen	625x625	046-50611

COVER	COLOUR TEMP.	SYSTEM POWER	DIRECT LUMENS	INDIRECT LUMENS	EFFICACY
mid lumen / opal high p.	3000 K	22 W/m	1490 lm/m	950 lm/m	113 lm/W
	4000 K		1440 lm/m	1010 lm/m	120 lm/W
high lumen / opal high p.	3000 K	35 W/m	2330 lm/m	1520 lm/m	108 lm/W
	4000 K		2470 lm/m	1610 lm/m	115 lm/W

BLIND CHANNEL / BLIND COVER

blind channel	custom	E85031
blind cover	custom	E80630 B

Accessories

END CAPS

TYPE	ORDER CODE
end caps (pair)	046-501001

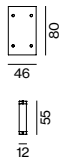

LINEAR CONNECTOR

TYPE	ORDER CODE
linear connector (1 piece)	005-40046
linear connector (10 pieces)	005-40046.10
opal cover linear connector	006-14000

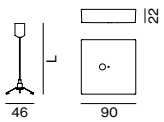

CABLE SUSPENSION / CANOPY

TYPE	L (mm)	ORDER CODE
cable suspension	1500	005-212211 0
canopy / feeder cable 3 × 1.5 mm²	1500	005-221231
canopy / feeder cable 5 × 1.5 mm²	1500	005-221241
cable rail	1200	005-249111 0

for electrical system configuration see luminaire data sheet at xal.com

THROUGH WIRE

TYPE	ORDER CODE
3 × 1.5 mm² (non DIM, 10 pieces)	004-90003
5 × 1.5 mm² (DALI-2, 10 pieces)	004-90005

Light distributions

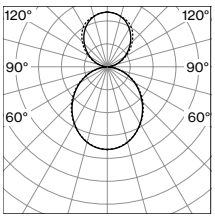

opal
direct / indirect

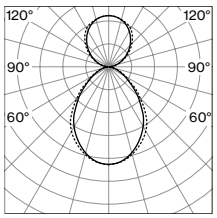

microprismatic
direct / indirect

LUMINOUS FLUX value calculated for CRI ≥ 80, colour white, cover opal microprismatic -13 %

Feucht Mode Innsbruck, AT –
by blocher partners with lighting design
by Hailight Lichtplanung, Andreas Haidegger

new balance
Calvin Klein

Airport Singapore T4 Terminal
Singapore, SG – by Snøhetta



H5
H6

Novo Nordisk Zurich, CH

WKO Vienna, AT –
by Architekturconsult with lighting
design by Hailight Lichtplanung,
Andreas Haidegger

back



MINO 100 system

ceiling / suspended

EN Luminaire housing from extruded aluminium profile, angular design; no visible screws; for lighting systems; powder coated; luminaire profile for mounting available in advance; remaining components mounted without tools; pendant fitting with cable suspension; height adjustment without tools; spring clip attachment to the luminaire; with transparent feeder cable; light inset consisting of highly reflective coated extruded profile for improved thermal management; option: lighting module is versatile in length; HPO (High Performance Opal) cover for uniform illumination; micro prismatic PMMA diffuser incl. diffuser film for homogeneous illumination and reduced luminance; wallwasher light inset; energy-eff. LEDs – very good colour rendering

FR Corps de luminaire en profil extrudé en alu, version arête ; aucune vis visible ; pour les systèmes d'éclairage ; thermolaquée ; Profilé de luminaire pour montage livrable avant ; composants restants montable sans outil ; suspension par câble ; réglage en hauteur sans outil ; fixation au luminaire au moyen de clips à ressort ; conduit d'alimentation transparent inclus ; élément lumineux composé de profilé extrudé laqué hautement réfléchissant pour une gestion thermique améliorée ; en option module d'éclairage raccourcissable de manière flexible ; cache HPO (High Performance Opal) pour éclairage homogène ; cache PMMA microprismatique, avec film diffusant inclus pour réduire la brillance avec un éclairage homogène ; module d'éclairage wallwasher ; LED à haut rend. énerg. – excellent rendu coul.

Quickinfo

3000 K, 4000 K, TW
CRI ≥ 80, CRI ≥ 90, 3 SDCM
UGR ≤ 19 / 65° ≤ 3000 cd/m²
up to 3090 lm/m
up to 140 lm/W
L90 @ 50 000 h
non DIM, DALI-2
opal, microprismatic (UGR ≤ 19)

Types

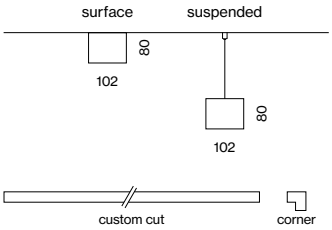

Colours

standard

xal.com/colours

Light distributions

direct direct

DiiA® standards
251, 252, 253

single luminaire
(p. 552)

wallwasher
inset (p. 944)



DIN EN 12464-1
UGR ≤ 19

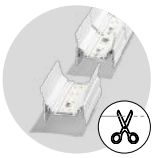

flexible
inset



concrete install.
housing (p. 946)

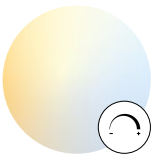

tunable white
2700 – 6500 K

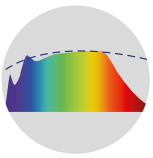

CRI ≥ 98
XPECTRUM

Order options

LED TYPE

mid lumen	L
high lumen	M

COLOUR TEMPERATURE

3000 K (CRI ≥ 90)	0
4000 K (CRI ≥ 90)	1
3000 K (CRI ≥ 80)	5
4000 K (CRI ≥ 80)	6
tunable white 2700 – 6500 K*	

*DALI-2 DT8

CONTROL

non DIM	1
DALI-2 (only high lumen)	3

MATERIAL COLOUR

pure white RAL 9010	7
white aluminium RAL 9006	G
jet black RAL 9005	8
special colours p. 992	X

LIGHT OPTIC COVER

opal high performance	H
microprismatic	Z
microprismatic (UGR ≤ 19)*	G
blind cover**	B

*UGR ≤ 19 only with mid lumen
**only for channel corner 90°

EMERGENCY LIGHT

1 h Accupack	N L 1
3 h Accupack	N L 3

Options on request

COLOUR RENDERING INDEX

CRI ≥ 98 XPECTRUM

LUMINOUS FLUX value calculated for CRI ≥ 80, colour white, cover opal microprism. Z -8 %, microprism. G -10%

MINO 100 ceiling / suspended

INSTALLATION CHANNEL / CORNER 90°

TYPE	L (mm)	ORDER CODE
channel	1172	034-0126
channel	1472	034-0156
channel	3000	034-0306
channel	custom	E85050
channel corner 90° + cover	200x200	034-1266

LIGHT OPTIC COVER / BLIND COVER

TYPE	L (mm)	ORDER CODE
linear	1171	006-12122
linear	1470	006-12152
linear	2997	006-12302
linear	custom	E80650 ···· 0
blind cover	3000	006-1130
blind cover	custom	E80650 ···· B

CRI ≥ 90 · UGR ≤ 19 · cd/m² ≤ 3000 · DALI 1 ADDR. · 220-240 V · CB

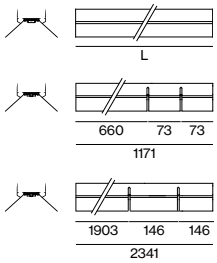

LIGHT INSET 100

SYSTEM POWER (MID / HIGH LUMEN)	L (mm)	ORDER CODE
8.7 / 13.8 W	571	007-86 2 7
13 / 20.6 W	871	007-86 3 7
15.3 / 27.5 W	1171	007-86 4 7
19.2 / 34 W	1463	007-86 5 7 ●
31 / 55 W	2341	007-86 8 7
38 / 68 W	2997	007-86 9 7
15.3 / 27.5 W flex	660-1171	007-86 F 7
31 / 55 W flex	1903-2341	007-86 G 7

COVER	COLOUR TEMP.	SYSTEM POWER	DELIVERED LUMENS	EFFICACY
mid lumen / opal	3000 K	14 W/m	1770 lm/m	132 lm/W
high performance	4000 K		1870 lm/m	140 lm/W
high lumen / opal	3000 K	24 W/m	2920 lm/m	123 lm/W
high performance	4000 K		3090 lm/m	130 lm/W

LIGHT INSET 100 tunable white 2700 – 6500 K

SYSTEM POWER	L (mm)	ORDER CODE
21.7 W	871	007-8633D37
29 W	1171	007-8634D37
36 W	1463	007-8635D37
58 W	2341	007-8638D37

Accessories

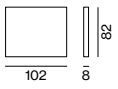

END CAPS

TYPE	ORDER CODE
end caps (pair)	034-1306

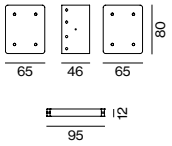

LINEAR CONNECTOR / THROUGH WIRE

TYPE	ORDER CODE
linear connector (1 piece)	005-40066
linear connector (10 pieces)	005-40066.10
opal cover linear connector	006-10000
through wire 3 × 1.5 mm² (non DIM, 10 pieces)	004-90003
through wire 5 × 1.5 mm² (DALI-2, 10 pieces)	004-90005

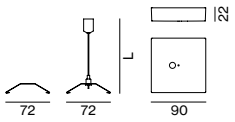

CEILING CLIP / CABLE SUSPENSION / CANOPY

TYPE	L (mm)	ORDER CODE
ceiling clip	10	034-11836
cable suspension	1500	005-2132110
canopy / feeder cable 3 × 1.5 mm²	1500	005-221231
canopy / feeder cable 5 × 1.5 mm²	1500	005-221241
cable rail	1200	005-2491110

for electrical system configuration see luminaire data sheet at xal.com

Office Amazon Prague, CZ –
by HLW with lighting design by U1 lighting

LIVE LONG
AND PROSPER

Compound Semiconductor Applications Catapult
South Wales, UK –
by Monteith Scott

Adjust your profile system

BASO IP 54 system

EN BASO IP 54 is a powerful profile luminaire that has been specially adapted to demanding environmental conditions: from public outdoor areas to wet rooms. It has increased dust and insect protection (IP 54). BASO IP 54 is available as a single luminaire or as a system variant. It is easy to install and suitable for recessed or surface fitting as well as for wall or ceiling mounting. An opal cover delivers homogeneous basic illumination. The luminaire has a colour rendering of up to CRI ≥ 90 and can be selected with a dark grey or white housing and in two light colours (3000 K and 4000 K).

FR BASO IP 54 est un luminaire profilé puissant, spécialement adapté aux conditions ambiantes exigeantes : extérieur de bâtiments publics et pièce humide. Sans oublier une protection accrue contre les poussières et insectes (IP 54). Baso IP 54 est disponible en luminaire simple ou en système a composé soit même. Facile à monter il est conçu pour des utilisations, encastre, en plafonnier et mural. Un diffuseur opale assure un éclairage homogène. De plus, ce luminaire dispose d'un rendu des couleurs jusqu'à CRI ≥ 90 et peut être choisi avec une finition gris foncé ou blanc ainsi qu'en deux températures de couleurs (3000 K et 4000 K).

Type

60

Mountings

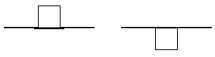

trim recessed

surface

Configurations

linear

corner

Light distribution

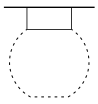

opal

back

BASO 60 IP54 system

recessed with trim

EN Luminaire housing made of extruded aluminium; recessed luminaire with trim; suitable for ceiling thickness of 8-20 mm; surface powder coated; suitable for wall or ceiling mounting; luminaire profile (end caps come pre-assembled) can be pre-mounted; remaining luminaire components mounted without tools; closed light insert made of PMMA, consisting of converter unit and circuit board unit; light inset with screwed-on, thus maintenance-friendly, transparent end cap in PMMA; HPO (High Performance Opal) cover for uniform illumination; energy-efficient LEDs with very good colour rendering; IP 67 socket connector system for easy and sealed electrical connection

FR Corps de luminaire en profil extrudé en aluminium ; luminaire encastré avec bord continu ; pour systèmes d'éclairage continus ; convient aux épaisseurs de plafond de 8-20 mm ; surface thermolaquée ; convient au montage mur ou plafond ; profilé de luminaire pouvant être monté à l'avance ; composants restants du luminaire montable sans outil ; module d'éclairage fermé en PMMA, composé d'un convertisseur et d'un circuit imprimé ; module d'éclairage avec capuchon vissé et transparent en PMMA, et par conséquent d'entretien facile ; cache HPO (High Performance Opal) pour éclairage homogène ; LED économes en énergie à restitution de couleur élevée ; Système de prise IP 67 pour branchement électrique hermétique

Quickinfo

3000 K, 4000 K
CRI ≥ 80, 3 SDCM
up to 2340 lm/m
up to 125 lm/W
L90 @ 50 000 h
DALI-2
opal, IP 54

Types

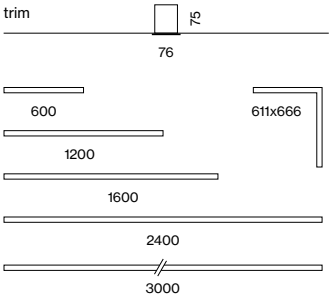

Colours

Light distribution

direct

quick installation



concrete install. housing (p. 946)

single luminaire (p. 558)



dust & splash water protection (IP 54)

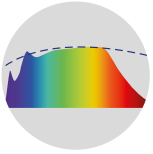

CRI ≥ 98 XPECTRUM

Order options

COLOUR TEMPERATURE

3000 K	5
4000 K	6

CONTROL

DALI-2

MATERIAL COLOUR

○ traffic white RAL 9016	7
● umbra grey RAL 7022	D

LIGHT OPTIC COVER

opal high performance

Options on request

COLOUR RENDERING INDEX

CRI ≥ 90

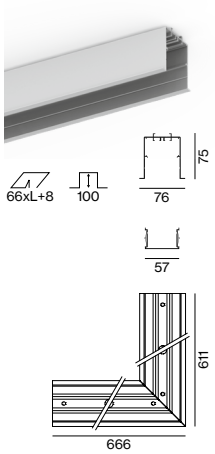

BASO 60 IP54 trim

INSTALLATION CHANNEL / CORNER 90° / BLIND COVER

TYPE	L (mm)	ORDER CODE
channel	600	845-340201
channel	1200	845-340401
channel	1600	845-340501
channel	2400	845-340801
channel	3000	845-340901
corner connector 90°	611x666	845-341121
blind cover	600	006-330601 B
blind cover	1200	006-331201 B
blind cover	1600	006-331601 B
blind cover	2400	006-332401 B
blind cover	3000	006-333001 B

order installation channel, light inset + mounting accessories separately

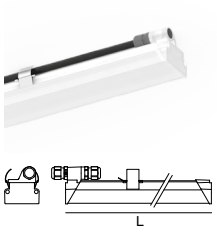

LIGHT INSET 60 IP54

RG0 IEC 62471 · DALI 1 ADDR. · 220-240 V · IP54

SYSTEM POWER	L (mm)	ORDER CODE
11.2 W start/run	599	845-4042::30H
22.4 W start/run	1198	845-4044::30H
29.9 W start/run	1597	845-4045::30H
45 W start/run	2396	845-4048::30H
11.2 W end	599	845-4052::30H
22.4 W end	1198	845-4054::30H
29.9 W end	1597	845-4055::30H
45 W end	2396	845-4058::30H

COVER	COLOUR TEMP.	SYSTEM POWER	DELIVERED LUMENS	EFFICACY
opal high performance	3000 K	18.8 W/m	2210 lm/m	118 lm/W
	4000 K	18.8 W/m	2340 lm/m	124 lm/W

Accessories

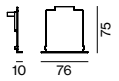

END CAPS

TYPE	ORDER CODE
end caps (pair)	845-341001

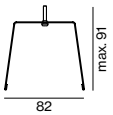

MOUNTING BRACKET

TYPE	ORDER CODE
mounting bracket (1 piece)	045-3412010
mounting bracket (10 pieces)	045-3412010.10

LINEAR CONNECTOR

TYPE	ORDER CODE
linear connector (1 piece)	045-4011110
linear connector (10 pieces)	045-4011110.10

FEEDER CABLE / EXTENSION CABLE / CONNECTOR

TYPE	L (mm)	ORDER CODE
feeder cable 2×1.5 + 2×0.75 mm²	2000	845-4013240
feeder cable 2×1.5 + 2×0.75 mm²	4000	845-4013440
extension cable 2×1.5 + 2×0.75 mm²	1200	845-4014140
mini connector 4-pole	-	845-4013040

LUMINOUS FLUX value calculated for CRI ≥ 80, colour white, cover opal

SNS Headquarters
Moscow, RU –
by ABD Architects with lighting
design by Light & Design

back



BASO 60 IP54 system

surface

EN Luminaire housing from extruded aluminium profile, angular design; light-tight end caps in aluminium, no visible screws; surface powder coated; suitable for wall or ceiling mounting; luminaire profile (end caps come pre-assembled) can be pre-mounted; remaining luminaire components mounted without tools; closed light insert made of PMMA, consisting of converter unit and circuit board unit; light inset with screwed-on, thus maintenance-friendly, transparent end cap in PMMA; HPO (High Performance Opal) cover for uniform illumination; energy-efficient LEDs with very good colour rendering; IP67 socket connector system for easy and sealed electrical connection

FR Corps de luminaire en profil extrudé en alu, version arête ; couvercle final en aluminium fermeture étanche à la lumière, aucune vis visible ; pour systèmes d'éclairage continus ; surface thermolaquée ; convient au montage mur ou plafond ; profilé de luminaire pouvant être monté à l'avance ; composants restants du luminaire montable sans outil ; module d'éclairage fermé en PMMA, composé d'un convertisseur et d'un circuit imprimé ; module d'éclairage avec capuchon vissé et transparent en PMMA, et par conséquent d'entretien facile ; cache HPO (High Performance Opal) pour éclairage homogène ; LED économes en énergie à restitution de couleur élevée ; Système de prise IP67 pour branchement électrique hermétique

Quickinfo

3000 K, 4000 K
CRI ≥ 80, 3 SDCM
up to 2340 lm/m
up to 125 lm/W
L90 @ 50 000 h
DALI-2
opal, IP54

Types

surface

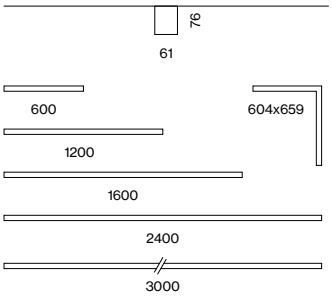

Colours

Light distribution

direct

quick installation



concrete install. housing (p. 946)

single luminaire (p. 558)



dust & splash water protection (IP54)

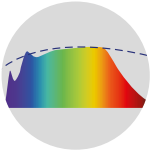

CRI ≥ 98 XPECTRUM

Order options

COLOUR TEMPERATURE

3000 K	5
4000 K	6

CONTROL

DALI-2

MATERIAL COLOUR

○ traffic white RAL 9016	7
● umbra grey RAL 7022	D

LIGHT OPTIC COVER

opal high performance

Options on request

COLOUR RENDERING INDEX

CRI ≥ 90

MOUNTING

concrete installation housing

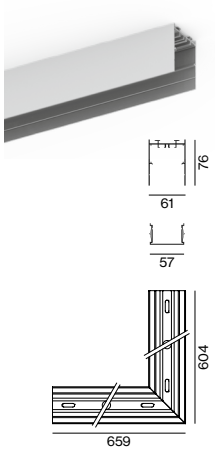

BASO 60 IP54 surface

INSTALLATION CHANNEL / CORNER 90° / BLIND COVER

TYPE	L (mm)	ORDER CODE
channel	600	845-400201
channel	1200	845-400401
channel	1600	845-400501
channel	2400	845-400801
channel	3000	845-400901
corner connector 90°	604x659	845-401121
blind cover	600	006-330601 B
blind cover	1200	006-331201 B
blind cover	1600	006-331601 B
blind cover	2400	006-332401 B
blind cover	3000	006-333001 B

order installation channel, light inset + mounting accessories separately

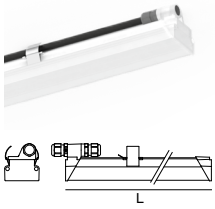

LIGHT INSET 60 IP54

RG0 IEC 62471 · DALI 1 ADDR. · 220-240 V · IP54

SYSTEM POWER	L (mm)	ORDER CODE
11.2 W start/run	599	845-4042 :: 30H
22.4 W start/run	1198	845-4044 :: 30H
29.9 W start/run	1597	845-4045 :: 30H
45 W start/run	2396	845-4048 :: 30H
11.2 W end	599	845-4052 :: 30H
22.4 W end	1198	845-4054 :: 30H
29.9 W end	1597	845-4055 :: 30H
45 W end	2396	845-4058 :: 30H

COVER	COLOUR TEMP.	SYSTEM POWER	DELIVERED LUMENS	EFFICACY
opal high performance	3000 K	18.8 W/m	2210 lm/m	118 lm/W
	4000 K	18.8 W/m	2340 lm/m	124 lm/W

Accessories

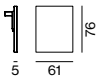

END CAPS

TYPE	ORDER CODE
end caps (pair)	845-401001

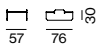

LINEAR CONNECTOR

TYPE	ORDER CODE
linear connector (1 piece)	045-4011110
linear connector (10 pieces)	045-4011110.10

FEEDER CABLE / EXTENSION CABLE / CONNECTOR

TYPE	L (mm)	ORDER CODE
feeder cable 2×1.5 + 2×0.75 mm²	2000	845-401324 0
feeder cable 2×1.5 + 2×0.75 mm²	4000	845-401344 0
extension cable 2×1.5 + 2×0.75 mm²	1200	845-401414 0
mini connector 4-pole	-	845-401304 0

LUMINOUS FLUX value calculated for CRI ≥ 80, colour white, cover opal

Sekundarschule Petermoos
Zurich, CH – by Itten+Brechbühl AG, Christina Hamminger including lighting design

back

WALLWASHER

inset 60/100

EN Lighting module with specially computed, asymmetrical high gloss reflector for homogeneous vertical lighting; lighting module in aluminium, powder coated, installation without tools

FR Module d'éclairage avec réflecteur haute brillance asymétrique, spécialement calculé pour un éclairage vertical homogène ; module d'éclairage en aluminium thermolaqué, installation sans outil

Quickinfo

3000 K, 4000 K
CRI ≥ 80, 3 SDCM
up to 96 lm/W
L80 @ 50 000 h
non DIM, DALI-2

Types

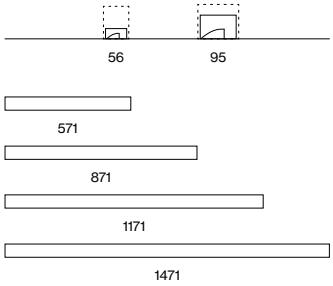

Colours

Light distribution

wall washer

Order options

COLOUR TEMPERATURE

3000 K	5
4000 K	6

CONTROL

non DIM	1
DALI-2	3

MATERIAL COLOUR

○ pure white RAL 9010	7
● white aluminium RAL 9006	G
● jet black RAL 9005	8

LIGHT OPTIC

wallwasher

Planning information

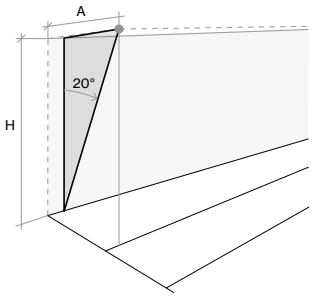

MOUNTING DISTANCE

H (mm)	A (mm)
2750	900
3000	1000
3500	1200

Light distribution

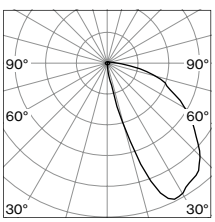

asymmetric

LUMINOUS FLUX value calculated for CRI ≥ 80, colour white, reflector chrome

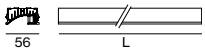

INSET 60 wallwasher

1 ADDR. 220-240 V

LIGHT INSET only for recessed or surface mounting

SYSTEM POWER	L (mm)	ORDER CODE
10.6 W	571	007-9042
14 W	871	007-9043
18.7 W	1171	007-9044
28 W	1471	007-9045

Technical data

SYSTEM POWER	COLOUR TEMPERATURE	DELIVERED LUMENS	EFFICACY
17 W/m	3000 K	1960 lm/m	121 lm/W
	4000 K	2070 lm/m	128 lm/W

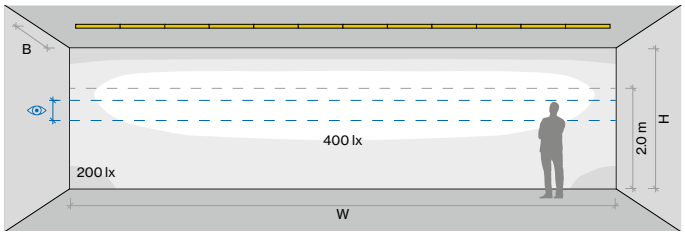

INSET 60 wallwasher, 18.7 W, 3000 K

CALCULATION SURFACE

Surface dimensions	10.8 × 2.8 m
Surface height	0 – 2.8 m
Eye level	1.35 m – 1.75 m

ROOM VALUES

Wall dimensions	H = 2.8 m | W = 10.8 m
Distance to wall	B = 1.3 m
Distance between luminaires	continuous
Reflection factor	0.7 | 0.5 | 0.2
Maintenance factor	0.8

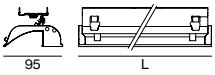

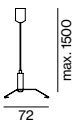

INSET 100 wallwasher

1 ADDR. 220-240 V

LIGHT INSET

SYSTEM POWER	L (mm)	ORDER CODE
20 W	571	007-9052
30 W	871	007-9053
40 W	1171	007-9054
51 W	1463	007-9055

CABLE SUSPENSION

TYPE	L (mm)	ORDER CODE
inset 100 wallwasher	1500	005-213231 0

installation channel is required for mounting

Technical data

SYSTEM POWER	COLOUR TEMPERATURE	DELIVERED LUMENS	EFFICACY
35 W/m	3000 K	2820 lm/m	82 lm/W
	4000 K	2990 lm/m	87 lm/W

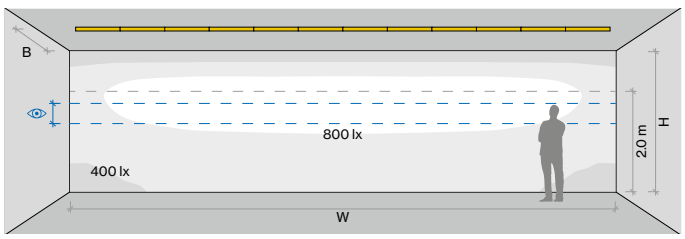

INSET 100 wallwasher, 30 W, 3000 K

CALCULATION SURFACE

Surface dimensions	10.8 × 2.8 m
Surface height	0 – 2.8 m
Eye level	1.35 m – 1.75 m

ROOM VALUES

Wall dimensions	H = 2.8 m | W = 10.8 m
Distance to wall	B = 1.3 m
Distance between luminaires	continuous
Reflection factor	0.7 | 0.5 | 0.2
Maintenance factor	0.8

back

Order options

NUMBER OF PIECES	
2 pieces	2
3 pieces	3

FRAME 40 / MINO 40

HOUSING FOR CONCRETE INSTALLATION

TYPE	L (mm)	ORDER CODE
FRAME 40 trim	3010	005-41356
MINO 40	3010	005-41356

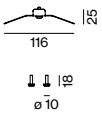

MOUNTING SET

TYPE	ORDER CODE
FRAME 40 trim	035-0602
MINO 40	034-0602

up to 900 mm: 2 pieces / up to 1500 mm: 3 pieces / up to 3000 mm: 2 × 2 pieces

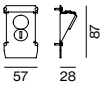

END CAPS

TYPE	ORDER CODE
end caps (pair)	005-41236

LINEAR CONNECTOR

TYPE	ORDER CODE
linear connector (1 piece)	005-41166
linear connector (10 pieces)	005-41166.10

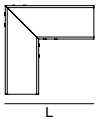

CORNER CONNECTOR 90°

TYPE	L (mm)	ORDER CODE
FRAME 40 trim	140	035-06016
MINO 40	140	035-06016



Note
only for installation in concrete ceilings
no use for wall installation (only on request)

CONCRETE installation housing

EN Concrete casting made of aluminium profile, designed for continuous lighting systems

FR Boîtier encast. béton en profil d'aluminium, conçu pour systèmes d'éclairage continu

Order options

NUMBER OF PIECES	
2 pieces	2
3 pieces	3

FRAME 60 / MINIMAL 60 / MINO 60 / BASO 60

HOUSING FOR CONCRETE INSTALLATION

TYPE	L (mm)	ORDER CODE
FRAME 60 trim	3000	005-41346
BASO 60 IP54 trim	3000	005-41346
MINIMAL 60 trimless	3000	005-41346
MINO 60 ceiling	3000	005-41446
BASO 60 IP54 surface	3000	005-41446

MOUNTING SET

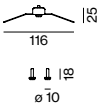

TYPE	ORDER CODE
FRAME 60 trim	035-06000
BASO 60 IP54 trim	035-06000
MINIMAL 60 trimless	036-04000
MINO 60 ceiling	034-04000
BASO 60 IP54 surface	034-04000

up to 900 mm: 2 pieces / up to 1500 mm: 3 pieces / up to 3000 mm: 2 × 2 pieces

END CAPS

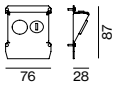

TYPE	ORDER CODE
end caps (pair)	005-41246

LINEAR CONNECTOR

TYPE	ORDER CODE
linear connector (1 piece)	005-41166
linear connector (10 pieces)	005-41166.10

CORNER CONNECTOR 90°

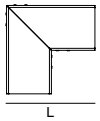

TYPE	L (mm)	ORDER CODE
FRAME 60 trim	142	035-04016
BASO 60 IP54 trim	142	035-04016
MINIMAL 60 trimless	146	036-04016
MINO 60 ceiling	157	034-04016
BASO 60 IP54 surface	157	034-04016

FRAME 100 / MINIMAL 100 / MINO 100

HOUSING FOR CONCRETE INSTALLATION

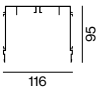

TYPE	L (mm)	ORDER CODE
FRAME 100 trim	3000	005-41366
MINIMAL 100 trimless	3000	005-41366
MINO 100 ceiling	3000	005-41466

MOUNTING SET

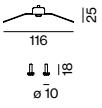

TYPE	ORDER CODE
FRAME 100 trim	035-06000
MINIMAL 100 trimless	036-05000
MINO 100 ceiling	034-04000

up to 900 mm: 2 pieces / up to 1500 mm: 3 pieces / up to 3000 mm: 2x2 pieces

END CAPS

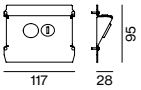

TYPE	ORDER CODE
end caps (pair)	005-41266

LINEAR CONNECTOR

TYPE	ORDER CODE
linear connector (1 piece)	005-41166
linear connector (10 pieces)	005-41166.10

CORNER CONNECTOR 90°

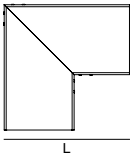

TYPE	L (mm)	ORDER CODE
FRAME 100 trim	202	035-05016
MINIMAL 100 trimless	207	036-05016
MINO 100 ceiling	207	034-05016

Perfect allrounder

TUBO system

EN As a system luminaire, TUBO scores as a uniform and pleasant lighting system brought to life by linear connecting elements. The luminaire is available for wall and ceiling mounting, as well as in a suspended pendant version. Thanks to the opal cover, the TUBO System luminaire provides uniform ambient lighting and a pleasant atmosphere in entrance areas, corridors, and public spaces. The characteristic beam angle of up to 340° brightens the ceiling slightly while the available light colours 3000 K and 4000 K boost this positive room atmosphere.

FR Le luminaire système TUBO fait des merveilles en tant que système d'éclairage uniforme et agréable, une prouesse rendue possible par les éléments de raccordement linéaires. Le luminaire est proposé pour un montage sur mur ou plafond, ainsi qu'en version suspendue. Grâce au diffuseur opale, le luminaire système TUBO assure un éclairage de base uniforme et une ambiance agréable dans les entrées, les couloirs et autres espaces publics. L'angle de rayonnement typique jusqu'à 340° permet d'illuminer légèrement le plafond, les températures de couleur disponibles 3000 K et 4000 K viennent renforcer l'ambiance positive qui règne dans la pièce.

Types

60 100

Mountings

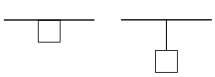

surface suspended

Light distribution

opal

340° light distribution

EN With its 340° beam pattern and opal cover, TUBO System delivers homogeneous illumination as well as slight ceiling brightening. This makes the system luminaire perfect for places where pleasant ambient lighting is desired, such as reception areas, corridors, or foyers.

FR Grâce à son rayonnement à 340° et à son diffuseur opale, le TUBO System donne un éclairage homogène en illuminant légèrement le plafond. Le luminaire système convient donc tout particulièrement aux endroits où l'éclairage de base se doit d'être avant tout plaisant – comme les lieux d'accueil, les couloirs ou les foyers par exemple.

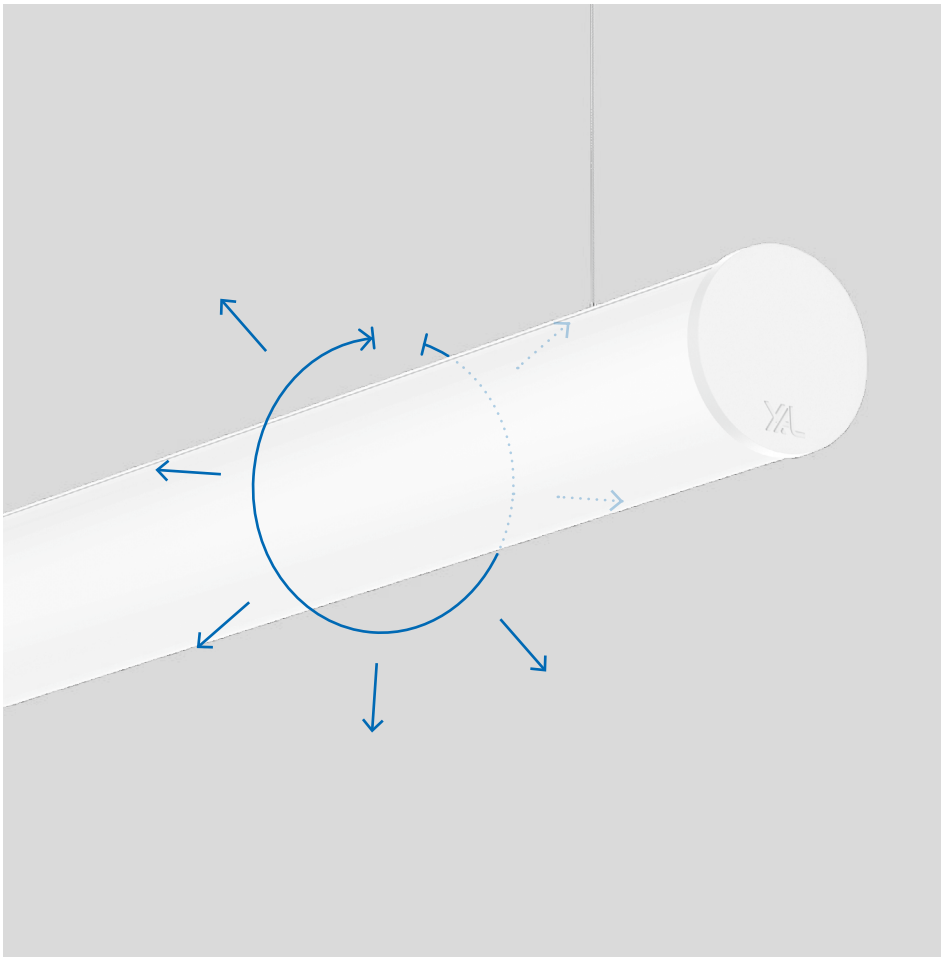

Seamless light channel

EN TUBO as a continuous lighting system: Connecting elements can turn individual TUBO luminaires into a seamless channel. This creates a visually uniform lighting system for many different applications – whether as a corridor luminaire, effect luminaire, or visual guidance system.

FR TUBO comme système d'éclairage continu : des éléments de raccordement permettent de transformer différents luminaires TUBO en un véritable canal ininterrompu. Le résultat ? Un système d'éclairage à l'esthétique homogène, idéal dans de nombreux domaines d'application – luminaire de couloir, luminaire d'effet ou système de guidage visuel.

Mounting options

EN The TUBO System can be installed as a surface-mounted version in a continuous lighting system for walls and ceilings, or as a suspended pendant luminaire on the ceiling.

FR Le TUBO System peut être monté en tant que système d'éclairage continu, en version apparente sur plafond ou mural, comme en version suspendue au plafond.

Easy mounting

EN TUBO 60 system luminaires are electrically connected by a simple plug-in connection. This makes the installation of a complex lighting system simple, quick, and straightforward.

FR Les luminaires système TUBO 60 sont branchés par une simple connexion électrique à fiche. Le système d'éclairage complexe devient ainsi simple et rapide à monter.

DESIGN AWARD 2022

TUBO 60 system

surface / suspended

EN Supporting profile in extruded aluminium; end cap in aluminium; for continuous lighting systems; surface powder coated; surface mounted or suspended luminaire with cable suspension; height adjustment without tools; with transparent feeder cable; electrical connection of the luminaires via plug / socket system; no separate wiring required; light control via high-quality lens system for maximum, homogeneous illumination; completely homogeneously illuminated, cylindrical HPO (High Performance Opal) cover; energy-efficient LEDs with very good colour rendering

FR Profilé portant en profil extrudé en aluminium ; couvercle final en aluminium ; pour systèmes d'éclairage continus ; surface thermolaquée ; luminaire en saillie ou suspendu avec câble de suspension ; réglage en hauteur sans outil ; conduit d'alimentation transparent inclus ; liaison électrique des lampes par système de prise / fiche ; pas de câblage séparé nécessaire ; conduction de la lumière par optique à lentille pour un éclairage max. et homogène ; diffuseur HPO (High Performance Opal) cylindrique à éclairage entièrement homogène ; LED économes en énergie à restitution de couleur élevée

Quickinfo

3000 K, 4000 K
CRI ≥ 80, 3 SDCM
up to 3160 lm / m
up to 114 lm / W
L90 @ 50 000 h
non DIM, DALI-2
opal

Types

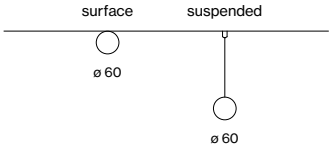

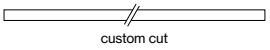

Colour

Light distributions

single luminaire
(p. 572)



uniform
illumination

Order options

COLOUR TEMPERATURE

3000 K	5
4000 K	6

CONTROL

non DIM	1
DALI-2	3

MATERIAL COLOUR

○ pure white RAL 9010

LUMINOUS FLUX value calculated for CRI ≥ 80, colour white, cover opal

TUBO 60 surface / suspended

RG 0 IEC 62471 · DALI 1 ADDR. · 220-240 V · X-PERT · X-PERT

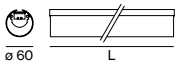

INSTALLATION CHANNEL + LIGHT INSET + LIGHT OPTIC COVER

SYS. POWER	COLOUR TEMP.	LUM. FLUX	L (mm)	ORDER CODE
16.5 W	3000 K	1780 lm	585	058-3022 ⁘ ⇕ 7 O
	4000 K	1880 lm		
33 W	3000 K	3560 lm	1185	058-3024 ⁘ ⇕ 7 O
	4000 K	3760 lm		
66 W	3000 K	7110 lm	2385	058-3028 ⁘ ⇕ 7 O
	4000 K	7530 lm		
82 W	3000 K	8890 lm	2985	058-3029 ⁘ ⇕ 7 O
	4000 K	9410 lm		

Accessories surface

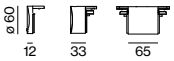

END CAP / POWER FEEDER

TYPE	ORDER CODE
end cap	058-3010017
end cap power feeder	058-3010217
middle power feeder	058-3011217

LINEAR CONNECTOR

TYPE	ORDER CODE
mechanical	058-3013117
mechanical & electrical	058-3013127

incl. opal cover connector

CEILING MOUNTING SET

TYPE	L (mm)	ORDER CODE
ceiling mounting set	75	058-3014117

Accessories suspended

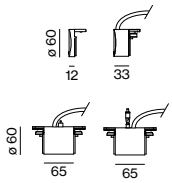

END CAP / POWER FEEDER incl. feeder cable

TYPE	ORDER CODE
end cap	058-3010017
end cap power feeder 5 × 1.5 mm²	058-3010417
middle power feeder* 5 × 1.5 mm²	058-3011317
middle power feeder angular** 5 × 1.5 mm²	058-3011327

*incl. cable suspension 1500 mm
**incl. cable suspension angular max. 60° 1500 mm

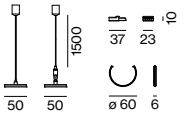

LINEAR CONNECTOR

TYPE	ORDER CODE
mechanical*	058-3013217
mechanical angular**	058-3013317
mechanical & electrical*	058-3013227
mechanical & electrical angular**	058-3013327

incl. opal cover connector
*incl. cable suspension 1500 mm
**incl. cable suspension angular max. 60° 1500 mm

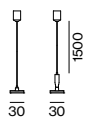

CABLE SUSPENSION

TYPE	L (mm)	ORDER CODE
cable suspension	1500	058-3014210
cable suspension angular max. 60°	1500	058-3014310

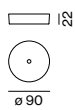

CANOPY

TYPE	Ø·H (mm)	ORDER CODE
non DIM / DALI-2	90·22	005-2600037

for electrical system configuration see luminaire data sheet at xal.com

TUBO 100 system

surface / suspended

EN Supporting profile in extruded aluminium; end cap in aluminium, no visible screws; for lighting systems; powder coated; luminaire profile for mounting available in advance; remaining components mounted without tools; surface mounted or suspended luminaire with cable suspension; height adjustment without tools; spring clip attachment to the luminaire; freely positionable; with transparent feeder cable; light inset consisting of highly reflective coated extruded profile for improved thermal management; cylindrical cover made of satinised PMMA for homogeneous illumination; with 340° light emission and light ceiling illumination; energy-eff. LEDs – very good colour rendering

FR Profilé portant en profil extrudé en aluminium ; couvercle final en aluminium, aucune vis visible ; pour les systèmes d'éclairage ; thermolaquée ; Profilé de luminaire pour montage livrable avant ; composants restants montable sans outil ; luminaire en saillie ou suspendu avec câble de suspension ; réglage en hauteur sans outil ; fixation au luminaire au moyen de clips à ressort ; positionnement libre ; conduit d'alimentation transparent inclus ; élément lumineux composé de profilé extrudé laqué hautement réfléchissant pour une gestion thermique améliorée ; cache cylindrique en PMMA satiné pour éclairage homogène ; avec diffusion de lumière à 340° et léger éclairage de plafond ; LED à haut rend. énerg. – excellent rendu coul.

Quickinfo

3000 K, 4000 K
CRI ≥ 80, 3 SDCM
up to 4300 lm / m
up to 138 lm / W
L90 @ 50 000 h
non DIM, DALI-2
opal

Types

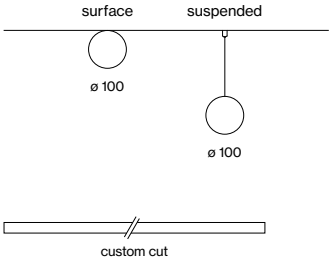

Colour

Light distributions

single luminaire
(p. 576)



uniform
illumination

Order options

COLOUR TEMPERATURE

3000 K	5
4000 K	6

CONTROL

non DIM	1
DALI-2	3

MATERIAL COLOUR

○ pure white RAL 9010

Options on request

CONTROL

Casambi

EMERGENCY LIGHT

1 h Accupack
3 h Accupack

only available for length 1463 mm

LUMINOUS FLUX value calculated for CRI ≥ 80, colour white, cover opal

TUBO 100 ceiling / suspended

INSTALLATION CHANNEL

TYPE	L (mm)	ORDER CODE
installation channel	582	029-00667
installation channel	882	029-00967
installation channel	1182	029-01267
installation channel	1482	029-01567
installation channel	2364	029-02567
installation channel	3000	029-03067
installation channel	custom	E85950 · · · · 7

LIGHT OPTIC COVER OPAL HIGH PERFORMANCE

TYPE	L (mm)	ORDER CODE
light optic cover	577	006-520570O
light optic cover	877	006-520870O
light optic cover	1177	006-521170O
light optic cover	1477	006-521470O
light optic cover	2359	006-522340O
light optic cover	2995	006-523000O
light optic cover	custom	E85910 · · · · 0O

RG 0 IEC 62471 · DALI 1 ADDR. · 220-240 V · CB · X-PERT · X-PERT

LIGHT INSET

SYSTEM POWER	L (mm)	ORDER CODE
18.3 W	571	029-8832 :: ⇕ 7
27.5 W	871	029-8833 :: ⇕ 7
37 W	1171	029-8834 :: ⇕ 7
46 W	1463	029-8835 :: ⇕ 7
73 W	2341	029-8838 :: ⇕ 7

COVER	COLOUR TEMP.	SYSTEM POWER	DELIVERED LUMENS	EFFICACY
opal high	3000 K	31 W/m	4060 lm/m	131 lm/W
performance	4000 K		4300 lm/m	138 lm/W

Accessories

END CAPS

TYPE	ORDER CODE
end caps (pair)	029-14067

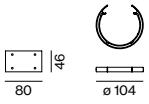

LINEAR CONNECTOR

TYPE	ORDER CODE
linear connector (1 piece)	029-12027
linear connector (10 pieces)	029-12027.10
opal cover linear connector	029-12927
anti-slip protection (per cover)	029-00347

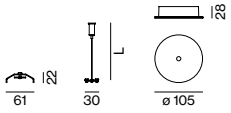

MOUNTING

TYPE	L (mm)	ORDER CODE
ceiling mounting set	40	029-00446
cable suspension	1500	005-2142110
angular cable susp. (max. 60°)	1500	005-2142210
canopy / feeder cable 3 × 1.5 mm²	1500	005-2222317
canopy / feeder cable 5 × 1.5 mm²	1500	005-2222417
cable rail	1200	005-2491110

for electrical system configuration see luminaire data sheet at xal.com

THROUGH WIRE

TYPE	ORDER CODE
3 × 1.5 mm² (non DIM, 10 pieces)	004-90003
5 × 1.5 mm² (DALI-2, 10 pieces)	004-90005

UK TV
London, UK –
by PENSON with lighting
design by AECOM

Define the horizon

LINEA system

EN Elegant room accentuation, highest performance. LINEA is a reduced, convertible luminaire for stylish wall, floor, and ceiling illumination. The extraordinarily narrow wall profile is completed by various lighting insets. Different beam patterns can be easily combined. For example, an opal cover for homogeneous illumination and asymmetrical illumination for brightening floors or ceilings. Spotlights can be chosen for elegant accentuation or as reading lights. LINEA is available as an individual decorative luminaire in different lengths, including perpendicular corner elements. Choose between white and black for the profile. The inserts optionally have a colour rendering of up to CRI ≥ 98. In addition, the light inserts themselves can be selected in the light colours 2700 K, 3000 K, 4000 K, or as a Tunable White option.

FR Une élégante accentuation de l'espace, les performances les plus élevées : LINEA system est un luminaire réduit, mais adaptable, pour un bel éclairage de murs, sols et plafonds. Le profilé mural extrêmement plat est complété par divers inserts lumineux. Le mode de fixation est magnétique et s'effectue sur la partie supérieure et / ou inférieure du profilé, de sorte que les inserts sont facilement interchangeables. Diverses caractéristiques de rayonnement peuvent facilement être combinées : par exemple un diffuseur opale pour un éclairage uniforme ainsi qu'un Wall Grazer pour l'accentuation d'un mur ou l'éclairage asymétrique de sols ou de plafonds. LINEA system est disponible comme luminaire individuel et décoratif en trois longueurs, ou en variante système avec des éléments d'angle coudés. Pour la couleur du profilé, vous avez le choix entre blanc, noir et couleurs spéciales. Les inserts sont disponibles dans les temperature de couleurs 2700 K, 3000 K ou 4000 K et peuvent être changés à tout moment.

Mounting

wall

Configurations

linear corner

Light distributions

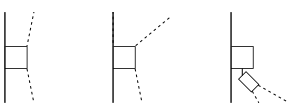

opal opal asymmetric opal spot

back



LINEA system

wall

EN Luminaire housing and front cover from extruded aluminium profile, angular version; no visible screws; designed for continuous lighting systems, 90° angle connectors for flexible system design; surface powder coated; suitable for wall mounting; homogeneous wall or ceiling illumination through uniform direct / indirect light distribution; HPO (High Performance Opal) cover for uniform illumination; or with specially computed, asymmetrical lens for homogeneous lighting intensity (installation optionally for floor or ceiling illumination); energy-efficient LEDs with very good colour rendering; optionally JUST 26 spotlight module can be installed

FR Corps de luminaire et cache avant en profil extrudé en aluminium, version à bords en arête ; aucune vis visible ; conçu pour systèmes d'éclairage continus, équerres de raccordement 90° pour structure de système flexible ; surface thermolaquée ; convient à un montage mural ; éclairage homogène du mur ou du plafond par une distribution de lumière uniforme directe / indirecte ; cache HPO (High Performance Opal) pour éclairage homogène ; ou avec lentille spécialement calculée et asym. pour des intensités lum. homogènes (montage au choix pour éclairage du sol ou du plafond) ; LED économes en énergie à restitution de couleur élevée ; insert de spot JUST 26 montable au choix

Quickinfo

3000 K, 4000 K, TW
CRI ≥ 90, 3 SDCM
up to 117 m/W
L90 @ 50 000 h
non DIM, DALI-2

Types

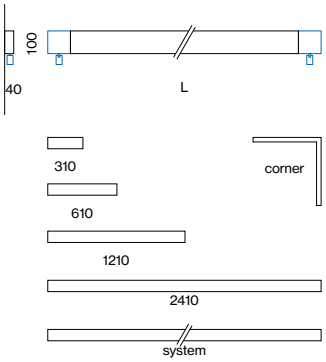

Colours

Light distributions

asym./ opal | opal/ opal | opal/ spot

single luminaire
(p. 634)

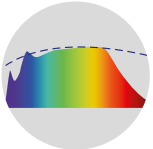

CRI ≥ 98
XPECTRUM

Order options

COLOUR TEMPERATURE

3000 K	5
4000 K	6
tunable white 2700 – 5000 K*	D

*available from L 1210 mm | DALI-2 DT8

CONTROL

non DIM	1
non DIM / switch (only spotlights)	2
DALI-2	3
DALI-2 / switch (only spotlights)	4

MATERIAL COLOUR

○ pure white RAL 9010	7
● jet black RAL 9005	8

SPOTLIGHT ALIGNMENT

left	B
right	C

spotlight(s) only with 3000 K

Options on request

COLOUR RENDERING INDEX

CRI ≥ 98 XPECTRUM

COLOUR TEMPERATURE

2700 K

MATERIAL COLOUR

special colours

Light distributions

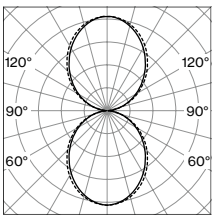

↧ opal high performance
↥ opal high performance

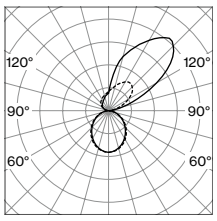

↧ opal high performance
↥ asymmetric

LUMINOUS FLUX value calculated for CRI ≥ 90, colour white, cover opal

LINEA system wall

CRI ≥ 90 | DALI 1 ADDR. | 220-240V

↧ OPAL HIGH PERFORMANCE / ↥ OPAL HIGH PERFORMANCE

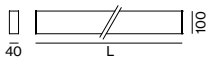

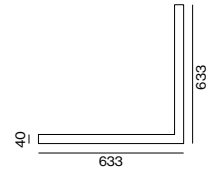

SYS. POWER	COLOUR TEMP.	LUMINOUS FLUX	L (mm)	ORDER CODE
14.7 W	3000 K	↧ 648 / ↥ 648 lm	310	058-6141 ⁘ ⇕ ◪ AH
	4000 K	↧ 715 / ↥ 715 lm		
29.3 W	3000 K	↧ 1300 / ↥ 1300 lm	610	058-6142 ⁘ ⇕ ◪ AH
	4000 K	↧ 1430 / ↥ 1430 lm		
59 W	3000 K	↧ 2590 / ↥ 2590 lm	1210	058-6144 ⁘ ⇕ ◪ AH
	4000 K	↧ 2860 / ↥ 2860 lm		
111 W	3000 K	↧ 5190 / ↥ 5190 lm	2410	058-6148 ⁘ ⇕ ◪ AH
	4000 K	↧ 5720 / ↥ 5720 lm		
29.3 W	3000 K	↧ 1300 / ↥ 1300 lm	633x633	058-6111 ⁘ ⇕ ◪ AH
inner corner	4000 K	↧ 1430 / ↥ 1430 lm		
29.3 W	3000 K	↧ 1300 / ↥ 1300 lm	633x633	058-6112 ⁘ ⇕ ◪ AH
outer corner	4000 K	↧ 1430 / ↥ 1430 lm		

CRI ≥ 90 | DALI 1 ADDR. | 220-240V

↧ OPAL HIGH PERFORMANCE / ↥ ASYMMETRIC

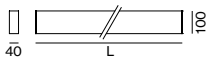

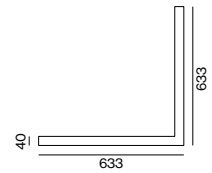

SYS. POWER	COLOUR TEMP.	LUMINOUS FLUX	L (mm)	ORDER CODE
14.7 W	3000 K	↧ 648 / ↥ 821 lm	310	058-6141 ⁘ ⇕ ◪ AA
	4000 K	↧ 715 / ↥ 906 lm		
29.3 W	3000 K	↧ 1300 / ↥ 1640 lm	610	058-6142 ⁘ ⇕ ◪ AA
	4000 K	↧ 1430 / ↥ 1810 lm		
59 W	3000 K	↧ 2590 / ↥ 3280 lm	1210	058-6144 ⁘ ⇕ ◪ AA
	4000 K	↧ 2860 / ↥ 3620 lm		
111 W	3000 K	↧ 5190 / ↥ 6570 lm	2410	058-6148 ⁘ ⇕ ◪ AA
	4000 K	↧ 5720 / ↥ 7250 lm		
29.3 W	3000 K	↧ 1300 / ↥ 1300 lm	633x633	058-6111 ⁘ ⇕ ◪ AA
inner corner	4000 K	↧ 1430 / ↥ 1430 lm		
29.3 W	3000 K	↧ 1300 / ↥ 1300 lm	633x633	058-6112 ⁘ ⇕ ◪ AA
outer corner	4000 K	↧ 1430 / ↥ 1430 lm		

CRI ≥ 90 | DALI 2 ADDR. | 220-240V

↧↥ OPAL HIGH PERFORMANCE / 1 SPOTLIGHT

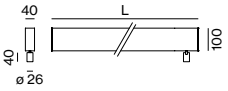

SYS. POWER	COLOUR TEMP.	LUMINOUS FLUX	L (mm)	ORDER CODE
29.3 W	3000 K	↧ 1300 / ↥ 1300 lm	710	058-6142 ⁘ ⇕ ◪ ▼ H
	4000 K	↧ 1430 / ↥ 1430 lm		
59 W	3000 K	↧ 2590 / ↥ 2590 lm	1310	058-6144 ⁘ ⇕ ◪ ▼ H
	4000 K	↧ 2860 / ↥ 2860 lm		
111 W	3000 K	↧ 5190 / ↥ 5190 lm	2510	058-6148 ⁘ ⇕ ◪ ▼ H
	4000 K	↧ 5720 / ↥ 5720 lm		

spotlight alignment left or right

Accessories

END CAPS

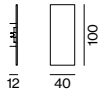

TYPE	ORDER CODE
end caps (pair)	050-254010 ◪

CONNECTOR

TYPE	ORDER CODE
linear connector (1 piece)	050-2551100
linear connector (10 pieces)	050-2551100.10

THROUGH WIRE

TYPE	ORDER CODE
3 × 1.5 mm² (non DIM, 10 pieces)	004-90003
5 × 1.5 mm² (DALI-2, 10 pieces)	004-90005

Bedroom
Visualisation

SNS Headquarters
Moscow, RU –
by ABD Architects with lighting
design by Light & Design

Controls

Controls

DALI-2 control

970

Professional building management

976

Casambi

NEW 978

DIN rail components

NEW 980

Know-How

982

back

Controller Comparison

Controller	Push-Dim	Last Light Level Memory	Grouping	Scenes	Daylight Harvesting	Time Functions	Tunable White (DT8)	Dynamic Scenes Colour Gradients	Circadian CCT Curves
Basic Room Controller	•	•					•		
Advanced DALI-2 Controller	•	•	•	•	•		•		
Professional Building Automation	•	•	•	•	•	•	•	•	•
Casambi	•	•	•	•	•	•	•	•	•

Basic Room Controller (p. 973)

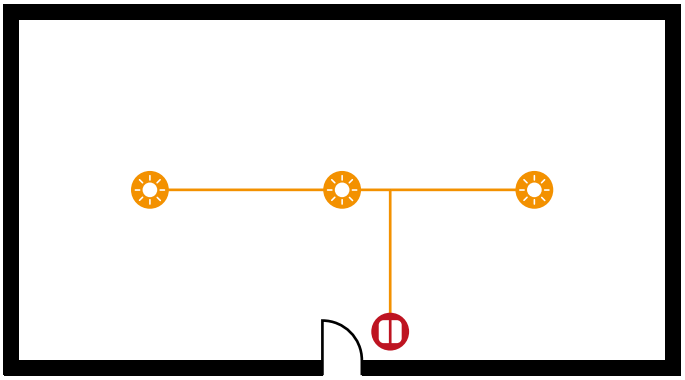

EN

Applications:
Conference rooms
Private living quarters
Classrooms

Features:
Operation via standard button and/or rotary dimmer
Intuitive manual dimming, switching
Colour temperature adjustment (DT8)
Broadcast signals to all luminaires
Basic plug-and-play functionality without start-up
Integrated DALI power supply
Lighting control with app via Bluetooth

FR

Champ d'application :
Salles de réunion
Espaces de vie privée
Salle de classe

Caractéristiques :
Fonctionnement via des boutons-poussoirs standard ou des gradateurs rotatifs
Gradation manuelle et commutation intuitives
Réglage de la température de couleur (DT8)
Diffusion de signaux à tous les luminaires
Fonctions de base Plug and Play sans nécessité d'une mise en service
Alimentation électrique DALI intégrée
Contrôle de l'éclairage avec l'application via Bluetooth

Advanced DALI-2 Controller (p. 973)

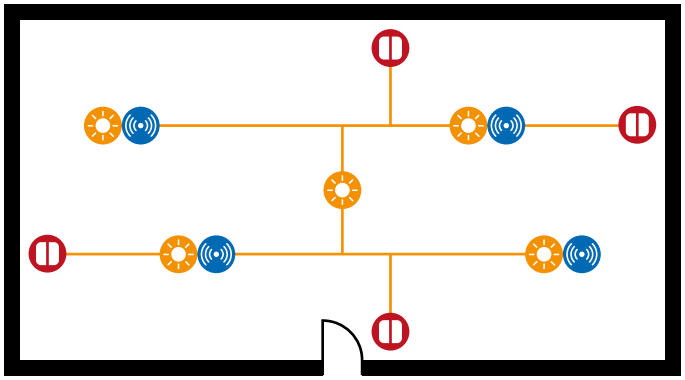

EN

Applications:
Offices
Classrooms
Shop lighting

Features:
Operation via standard button
Intuitive manual dimming, switching
Create groups and scenes
Colour temperature adjustment (DT8)
Upgradeable with DALI-2 sensors
Full-featured DALI-2 application controller
Power supply via the DALI Bus
4 independent potential-free inputs for standard buttons
Start-up with app via Bluetooth

FR

Champ d'application :
Bureaux
Salles de classe
Éclairage de magasins

Caractéristiques :
Fonctionnement via des boutons-poussoirs standard
Gradation manuelle et commutation intuitives
Création de groupes et de scènes
Réglage de la température de couleur (DT8)
Extension possible avec les capteurs DALI-2
Bénéficie de toutes les fonctionnalités du DALI-2 Application Controller
Alimentation électrique via le système DALI
4 entrées indépendantes pour contacts libres de potentiel pour les boutons-poussoirs standard
Mise en service avec l'application via Bluetooth

Touchpanel Tablet / Smartphone	Visualization	Plug and Play	BMS Connectivity (KNX, Modbus, BACnet)	Ethernet	Cloud Connectivity	Customizable Programming	Extendable
•		•					
•	•		•	•	•	•	•
•		•			•		•

Professional Building Automation (p. 977)

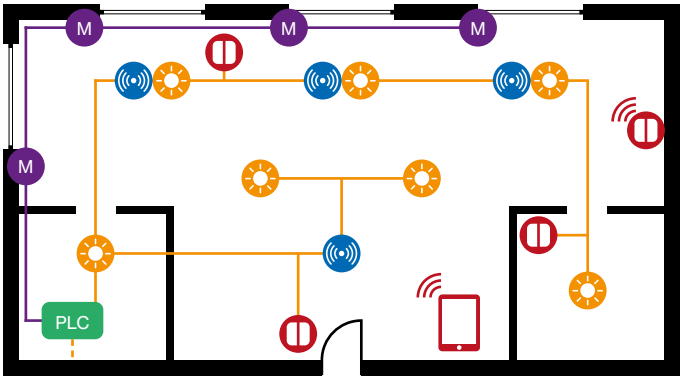

EN

Applications:
Office buildings
Public buildings
Sports halls and schools
Shop lighting

Features:
Operation via standard button
Intuitive manual dimming, switching
Create groups and scenes
Colour temperature adjustment (DT8)
Upgradeable with DALI-2 sensors
Full-featured DALI-2 application controller
Up to 20 DALI-2 universes
Connection to building management system
Interfaces: KNX, Modbus, BACnet, and many more.
User-specific visualizations
Flexible upgradeability

FR

Champ d'application :
Immeubles de bureaux
Bâtiments publics
Salles de sport et écoles
Éclairage de magasins

Caractéristiques :
Fonctionnement via des boutons-poussoirs standard
Gradation manuelle et commutation intuitives
Création de groupes et de scènes
Réglage de la température de couleur (DT8)
Extension possible avec les capteurs DALI-2
Bénéficie de toutes les fonctionnalités du DALI-2 Application Controller
Offre jusqu'à 20 univers DALI-2
Connexion au système de gestion des bâtiments
Interfaces : notamment KNX, Modbus, BACnet
Visualisations adaptables à l'utilisateur
Extensible à volonté

Casambi (p. 979)

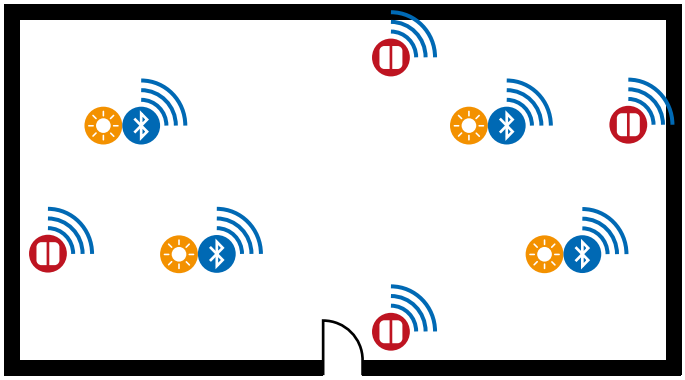

EN

Applications:
Small offices
Shop lighting
Meeting rooms
Private living quarters

Features:
Operation via standard button
Intuitive manual dimming, switching
Create groups and scenes
Colour temperature adjustment (DT8)
Upgradable with Casambi and DALI-2 Sensors
Power supply integrated or via DALI bus
Up to 128 nodes in one Network
Start-up with app via Bluetooth, no gateway required

FR

Champ d'application :
Bureaux
Éclairage de magasin
Salles de réunion
Zones résidentielles privées

Caractéristiques :
Commande par bouton-poussoir standard
Variation et commutation manuelles intuitives
Création de groupes et de scènes
Réglage de la température de couleur (DT8)
Extension avec Casambi et capteurs DALI-2
Alimentation électrique intégrée ou via le bus DALI
Jusqu'à 128 nœuds dans le même réseau
Mise en service avec app via Bluetooth

back

DALI-2 Connection Examples

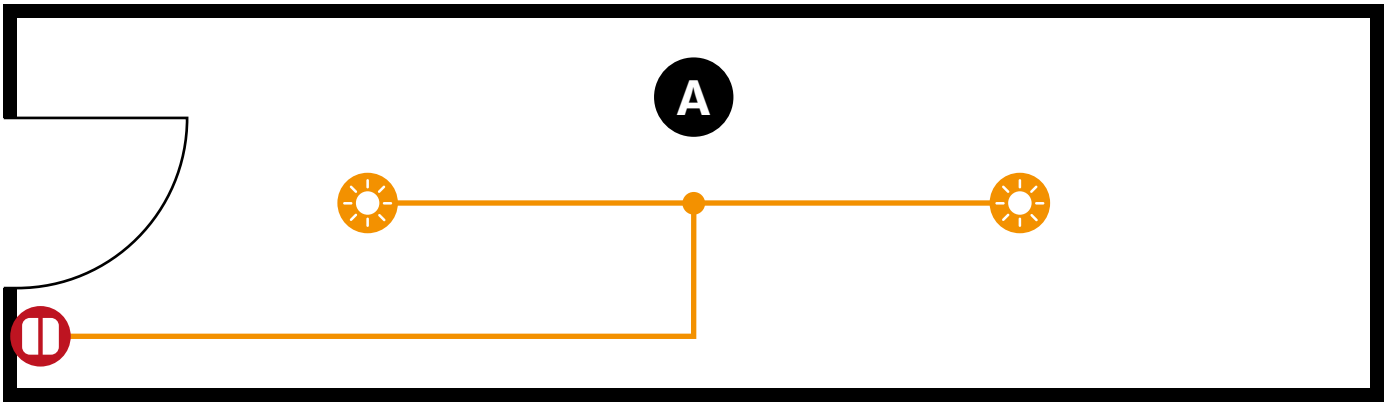

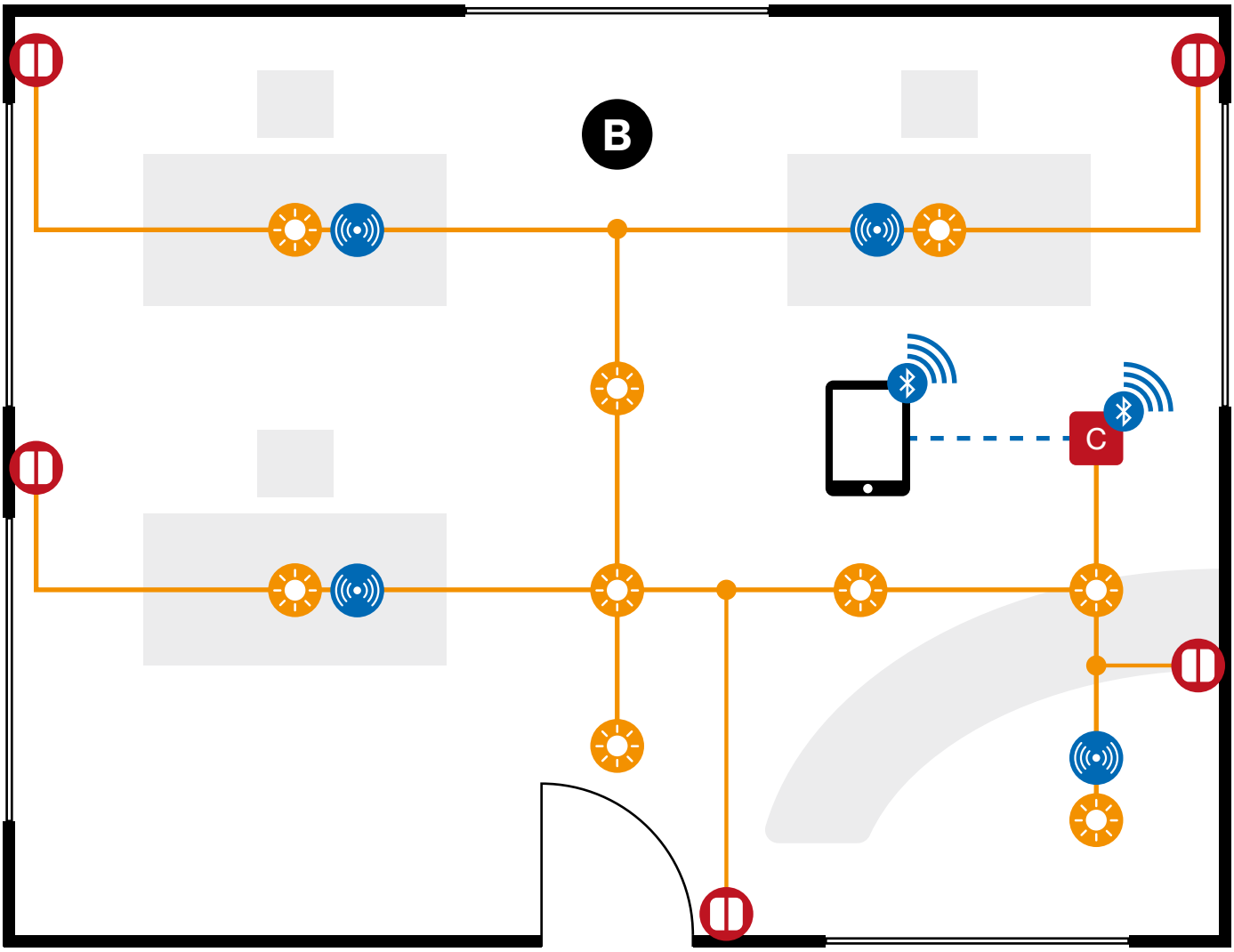

Wall switch DALI

Application controller DALI

Light DALI

Sensor DALI

Commissioning device

A Basic Room Controller

EN Push-button interface or rotary switch for intuitive, simple control of up to 32 DALI luminaires; automatic synchronisation between several control units; support of variable colour luminaires (DT8); storage of brightness values; plug and play – no need for set-up; additional functions available by set-up in smartphone App (BT): control by smartphone for grouping, scenes, colour temperature (DT8) and firmware update; DALI power supply integrated; daylight control, presence-dependent control and additional input push-button options using sensors, available separately; maximum push-button line length 50 m; maximum DALI cable length 300 m

FR Interface à bouton-poussoir ou commutateur rotatif permettant de commander, simplement et intuitivement, jusqu'à 32 luminaires DALI ; synchronisation automatique entre plusieurs unités de commande ; prise en charge des luminaires à couleur changeante (DT8) ; mémorisation des valeurs de luminosité ; Plug and Play sans avoir à procéder à une mise en service ; fonctions supplémentaires disponibles lors de la mise en service via une application sur smartphone (BT) : commande par smartphone, regroupement, scènes, température de couleur (DT8), mise à jour du micrologiciel ; alimentation DALI intégrée ; commande en fonction de la lumière du jour, commande en fonction de la présence et commandes supplémentaires possibles via des capteurs disponibles séparément ; longueur maximale du câble du bouton-poussoir 50 m ; longueur maximale du câble DALI 300 m

DALIeco BT 220-240 V

TYPE	MOUNTING	L·W·H (mm)	ORDER CODE
DALI DT8 BT Touch Dim Controller	ceiling insertion	100·79·72	005-583100 0

DALI ACU BT 220-240 V

TYPE	MOUNTING	L·W·H (mm)	ORDER CODE
DALI DT8 BT Touch Dim Controller	socket	49·48·22	005-583110 0

DALI MCU TW G2 220-240 V

TYPE	MOUNTING	L·W·H (mm)	ORDER CODE
DALI DT8 Rotary Dim Controller	socket	71·71·50	005-583130 0

B Advanced DALI-2 Controller

EN DALI-2 application controller for controlling up to 64 DALI lights, 16 sensors and 16 push-button couplers in 16 groups and 16 scenes; 4 inputs for potential-free push-buttons; support of variable colour luminaires (DT8); storage of brightness values; power supply via DALI, DALI power supply available separately; start-up is performed by smartphone App; compact design for installation behind standard push-buttons; maximum push-button cable length 0.5 m; compatible with all DALI-2 peripheral components

FR DALI-2 Application Controller permettant de commander jusqu'à 64 luminaires DALI, 16 capteurs et 16 coupleurs de boutons-poussoirs dans 16 groupes et 16 scènes ; 4 entrées pour boutons-poussoirs libres de potentiel ; prise en charge de luminaires à couleurs changeantes (DT8) ; possibilité de mémoriser les valeurs de luminosité ; alimentation électrique via DALI, alimentation DALI disponible séparément ; mise en service via une application sur smartphone ; modèle compact permettant un montage derrière des boutons-poussoirs standard ; longueur maximale du câble de bouton-poussoir : 0,5 m ; compatible avec tous les composants périphériques DALI-2

DALI sceneCOM S Controller 220-240 V

TYPE	MOUNTING	L·W·H (mm)	ORDER CODE
DALI-2 DT8 BT Controller	socket	48·28·15	005-584100 0

DALIeco BT RTC 220-240 V

TYPE	MOUNTING	L·W·H (mm)	ORDER CODE
DALIeco BT RTC	ceiling insertion	100·79·72	005-584110 0

back

DALI-2 Sensors

EN Motion detection and ambient light level measurement; power supply via DALI line; easy and unobtrusive integration into the luminaire portfolio; requires a DALI-2 Application Controller for operation; available in ESSENTIAL (brightness, presence) and SENSE (brightness, presence, temperature, sound pressure, humidity, CO_2) versions

Sensor according to DALI-2 specifications:
EN 62386-101 Ed.2 General requirements - System components
EN 62386-103 Ed.1 General requirements - Control devices
EN 62386-303 Occupancy Sensors
EN 62386-304 Light Sensors

FR Détection des mouvements et mesure de l'intensité lumineuse ambiante ; alimentation électrique par câble DALI ; intégration simple et discrète au portefeuille de luminaires ; nécessite un Application Controller DALI-2 pour fonctionner ; disponible en version ESSENTIAL (luminosité, mouvement) et SENSE (luminosité, mouvement, température, humidité ambiante, qualité de l'air, volume sonore, CO_2)

Capteur conforme aux spécifications DALI-2 :
EN 62386-101 Ed.2 General requirements – System components
EN 62386-103 Ed.1 General requirements – Control devices
EN 62386-303 Occupancy Sensors
EN 62386-304 Light Sensors

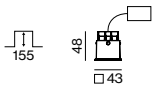

UNICO Q1 sensor recessed

220-240V X-PERT

SENSOR INSET

TYPE	ORDER CODE
ESSENTIAL (brightness & presence)	090-7Q10000
SENSE (brightness, presence, temperature, sound pressure, humidity, CO_2)	090-7Q10010

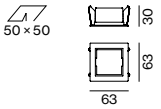

Mounting accessories

MOUNTING SET TRIMLESS for plasterboard ceilings 12.5/15/25 mm

COLOUR	ORDER CODE
○ white	090-7Q10100

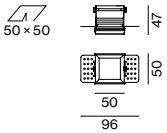

MOUNTING SET WITH TRIM for intermediate ceilings 2–25 mm

COLOUR	ORDER CODE
○ traffic white RAL 9016	090-7Q1020W
● jet black RAL 9005	090-7Q1020B

Order options

INSET COLOUR

○ traffic white RAL 9016	7
● jet black RAL 9005	1

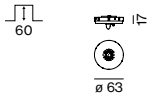

SASSO 60 sensor recessed

III 12V

SENSOR INSET

TYPE	ORDER CODE
ESSENTIAL (brightness & presence)	048-269311
SENSE (brightness, presence, temperature, sound pressure, humidity, CO_2)	048-269312

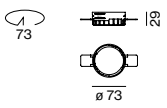

Mounting accessories

MOUNTING SET TRIMLESS for plasterboard ceilings 12.5/15/25 mm

COLOUR	ORDER CODE
○ white	048-2696117

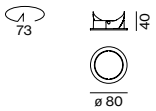

MOUNTING SET WITH TRIM for intermediate ceilings 2–25 mm

COLOUR	ORDER CODE
○ traffic white RAL9016	048-2696317
● jet black RAL 9005	048-2696318

DALI-2 Peripheral components

EN DALI peripheral components can be combined universally with all supported controls; many other components available on request

FR Les composants périphériques DALI peuvent être combinés de manière universelle avec tous les dispositifs pris en charge ; de nombreux autres composants sont disponibles sur demande

RELAYS

TYPE	MOUNTING	L·W·H (mm)	ORDER CODE
DALI DT7 Relais 1CH 4A	socket	41·30·11	005-582500 0
DALI DT7 Relais 4CH 10A	DIN rail	59·105·90	005-582510 0

SWITCH COUPLER

TYPE	MOUNTING	L·W·H (mm)	ORDER CODE
DALI Switch Interface 4CH	socket	48·28·15	005-582100 0

PHASE DIMMER

TYPE	MOUNTING	L·W·H (mm)	ORDER CODE
DALI DT4 Phase Dimmer 300W	ceiling insertion	102·51·30	005-582200 0
DALI DT4 Phase Dimmer 1000W	DIN rail	58·70·90	005-582210 0

LED-BAND CONTROLLER

TYPE	MOUNTING	L·W·H (mm)	ORDER CODE
DALI DT6 Dimmer 1CH 8A 12-48V	ceiling insertion	120·30·22	005-582300 0
DALI DT8 Dimmer 2CH TW 16A 12-48V	ceiling insertion	120·30·22	005-582310 0
DALI DT8 Dimmer 3CH RGB 16A 12-48V	ceiling insertion	120·30·22	005-582320 0
DALI DT8 Dimmer 4CH RGBW 8A 12-48V	ceiling insertion	120·30·22	005-582330 0

SENSORS

TYPE	MOUNTING	L·W·H (mm)	ORDER CODE
DALI-2 Multisensor 5DPI (Hmax 5m)	ceiling insertion	ø58·65	005-582600 0
DALI-2 Multisensor 10DPI (Hmax 10m)	ceiling insertion	ø96·37	005-582610 0

REPEATER

TYPE	MOUNTING	L·W·H (mm)	ORDER CODE
DALI Repeater	DIN rail	96·72·62	005-582700 0

POWER SUPPLY

TYPE	MOUNTING	L·W·H (mm)	ORDER CODE
DALI Power Supply 200mA	ceiling insertion	102·51·30	002-59880
DALI Power Supply 240mA	DIN rail	57·36·90	002-59871
DALI Power Supply 70mA	socket	58·30·15	005-582420 0

back

Connection Example

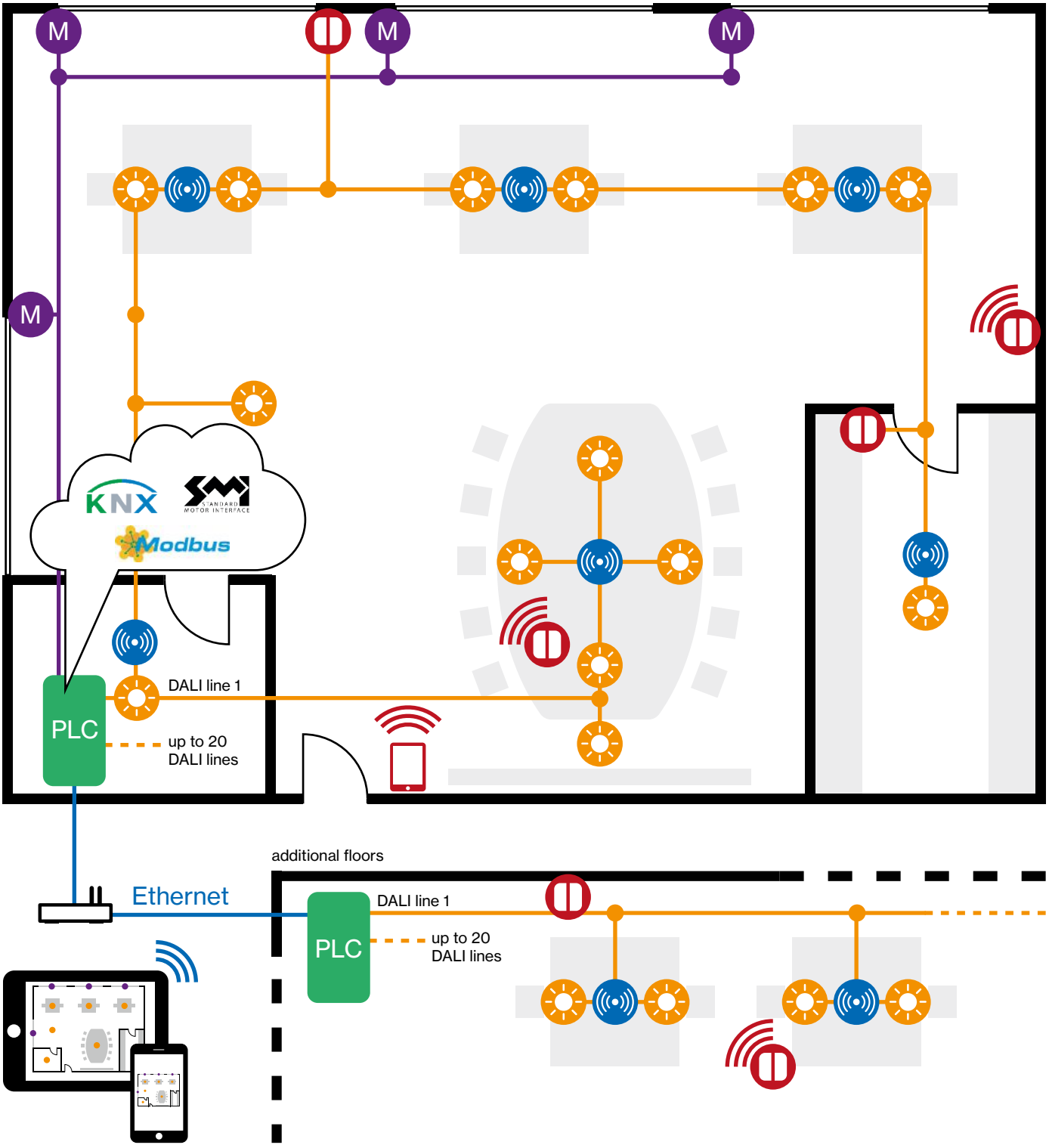

Light DALI

Sensor DALI

PLC Gateway/PLC

WLAN router

M Blinds motor

Wall switch DALI

Master control

Smart device

Professional Building Automation

EN DALI-2 control support, with industrial computer, for up to 10x64 DALI luminaires; flexible expansion options with various interfaces (KNX, Modbus, energy monitoring, digital I/Os); multiple controllers can be linked via network, therefore unlimited system size; support for variable colour luminaires (DT8); groups and scenes across the DALI universe; up to 12 adjustable daylight routines (colour temperature and brightness in % or in Lux with sensor); out-of-the box set-up of the standard application via web interface; detailed user manual; cascading from several controllers via Ethernet possible; Human Centric Lighting (HCL); real time clock via time server; automation functions; reporting; firmware updates regularly available; option for visualisation and expansion up to 20 DALI-2 universes when commissioned by XAL; can be standalone or integrated into IT infrastructure; 24 V controller power supply through external power supply; 18 V DALI-2 interface power supply through external power supply (maximum 5 DALI interfaces per power supply); flexible expansion and free programming options on customer request

FR Commande DALI-2 via un ordinateur industriel, commandant jusqu'à 10x64 luminaires DALI ; extensible de manière flexible avec différentes interfaces (KNX, Modbus, Energy Monitoring, entrées/sorties numériques) ; plusieurs contrôleurs peuvent être reliés par réseau, permettant une taille de système illimitée ; prise en charge de luminaires à couleurs changeantes (DT8) ; groupes et scènes de l'univers DALI ; jusqu'à 12 séquences de lumière du jour réglables (température de couleur et luminosité en % ou en lux avec capteur) ; mise en service de l'application standard prête à l'emploi via l'interface web ; manuel d'utilisation détaillé ; possibilité de mise en cascade de plusieurs contrôleurs via Ethernet ; Human Centric Lighting (HCL) ; horloge en temps réel via un serveur de temps ; fonctions d'automatisation ; rapports ; mises à jour régulières du micrologiciel ; possibilité, lors de la mise en service par XAL, d'une visualisation et extension jusqu'à 20 univers DALI-2 ; possibilité d'un fonctionnement autonome ou d'une intégration dans l'infrastructure informatique ; alimentation électrique du contrôleur à 24 V via une alimentation externe ; alimentation électrique de l'interface DALI-2 à 18 V via une alimentation externe (max. 5 interfaces DALI par alimentation) ; sur demande du client, possibilité d'une extension flexible et d'une programmation libre

Extendable Preconfigured Sets

PLC DALI Set custom-made (commissioning required)

TYPE	MOUNTING	ORDER CODE
Customised Solution Basic Set	DIN rail	005-581010 0

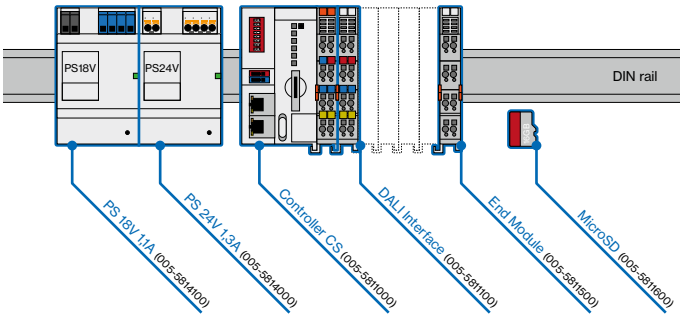

PLC DALI Set pre-programmed (Lighting Management)

TYPE	MOUNTING	ORDER CODE
Lighting Management Basic Set	DIN rail	005-581000 0

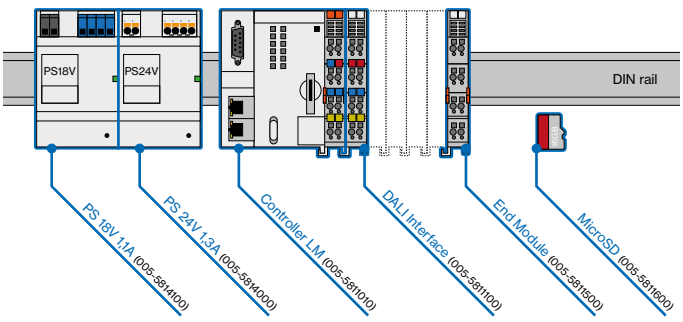

INTERFACES

TYPE	MOUNTING	L·W·H (mm)	ORDER CODE
DALI-2 Interface	DIN rail	100·12·69	005-581110 0
KNX Interface	DIN rail	100·12·69	005-581120 0
Digital Output Interface 8CH	DIN rail	100·12·69	005-581130 0
Digital Input Interface 8CH	DIN rail	100·12·69	005-581140 0

ENERGY MONITORING

TYPE	MOUNTING	L·W·H (mm)	ORDER CODE
Power Measurement Interface 3~	DIN rail	100·12·69	005-581200 0
Current Converter 35A	cable	23·27·46	005-581210 0
Current Converter 60A	cable	52·60·81	005-581220 0

POWER SUPPLY

TYPE	MOUNTING	L·W·H (mm)	ORDER CODE
PS 24V 1,3A (for Controller)	DIN rail	59·54·89	005-581400 0
PS 18V 1,1A (for up to 5xDALI-2 Interface)	DIN rail	59·54·89	005-581410 0

RELAYS

TYPE	MOUNTING	L·W·H (mm)	ORDER CODE
Blind Relay 16A (30A/4s)	DIN rail	86·15·54	005-581500 0
Luminaire Relay 16A (120A/50ms)	DIN rail	86·15·54	005-581510 0

back

Connection Example

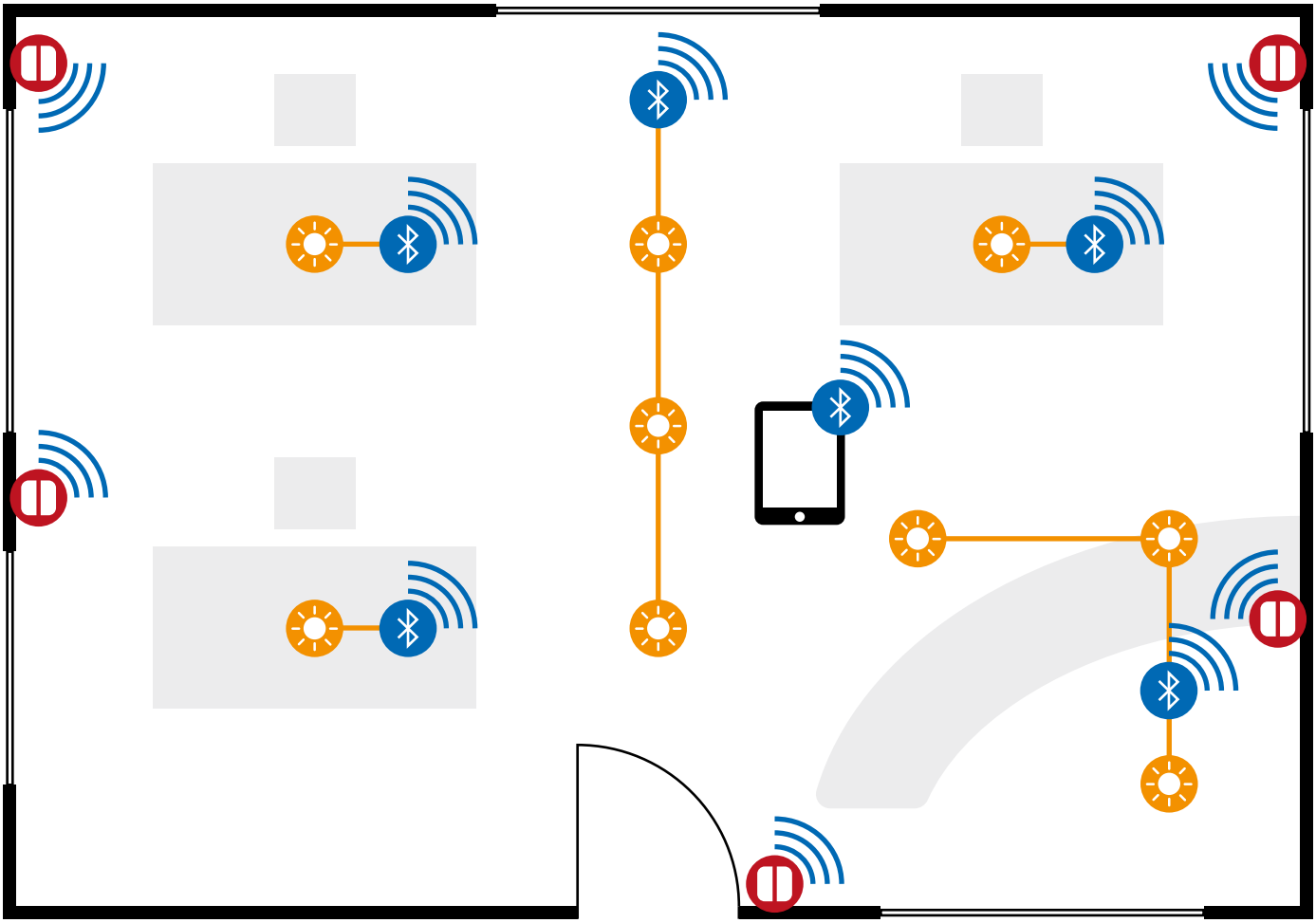

Configuration

Active Module & SR Module

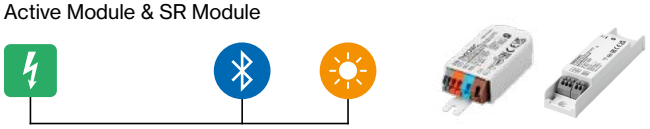

Passive Module

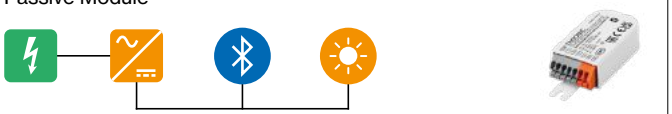

PWM CV Module

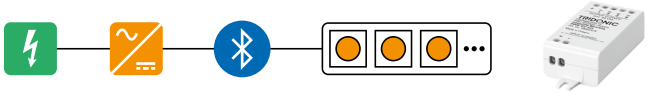

Sensor

Switch Piezo & X-Press

XAL Wireless Adapter

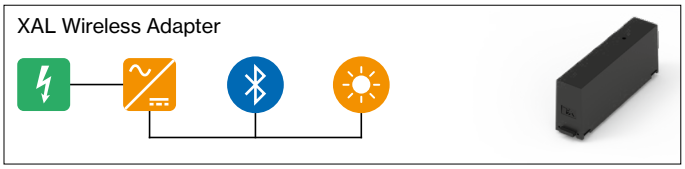

Light DALI

Bluetooth Receiver

Wall switch

Smart device

Mains Voltage

AC/DC Converter

Sensor

Casambi

EN Bluetooth-based mesh network for control of DALI luminaires and LED strips; network size up to 128 nodes; support of colour-changing luminaires (DT8); adjustable daylight gradients and Human-Centric Lighting (HCL) respectively; launch and control via smartphone or tablet via Bluetooth; time functions via integrated clock; system expansion possible via DALI-2 push-button modules and sensors; over-the-air firmware update; power supply either integrated or via DALI bus, depending on module; compatible with all DALI-2 peripherals

FR Réseau Mesh basé sur Bluetooth pour la commande de bandes à LED et luminaires DALI ; taillle de réseau jusqu'à 128 nœuds ; prise en charge des luminaires à couleur variable (DT8) ; variations réglables de la lumière du jour ou Human Centric Lighting (HCL) ; mise en service et commande par Smartphone ou tablette via Bluetooth ; fonctions de temporisation grâce à l'horloge intégrée ; possibilité d'extension du système au moyen de modules à boutons-poussoirs et de capteurs DALI-2 ; mise à jour de logiciel over-the-air ; alimentation électrique, en fonction du module, soit intégrée soit par bus DALI ; compatible avec tous les composants périphériques DALI-2

ACTIVE MODULE 220–240 V

TYPE	OUTPUT	L·W·H (mm)	ORDER CODE
DALI Single Control	Broadcast Commands	81·30·16	005-586100 0

max. 5 DALI-2 nodes

SR MODULE 220–240 V

TYPE	OUTPUT	L·W·H (mm)	ORDER CODE
DALI Broadcast Control	Broadcast Commands	119·30·21	005-586200 0

max. 25 DALI-2 nodes / max. 4 DALI-2 groups

PASSIVE MODULE DALI-2

TYPE	OUTPUT	L·W·H (mm)	ORDER CODE
DALI Group Control without Power Supply	Group / Broadcast Commands	81·30·16	005-586300 0

max. 4 DALI-2 groups

4CH PWM CV MODULE 12–24 VDC

TYPE	OUTPUT	L·W·H (mm)	ORDER CODE
LED Strip Controller	PWM Voltage	73·30·18	005-586400 0

max. 144 W

SENSOR 220–240 V

TYPE	OUTPUT	L·W·H (mm)	ORDER CODE
Occupancy / Light Sensor	Casambi Signal	85·85·74	005-586500 0

SWITCH PIEZO Batteryless

TYPE	OUTPUT	L·W·H (mm)	ORDER CODE
2CH white	Casambi	81·81·14	005-586620 0
4CH white	Casambi	81·81·14	005-586640 0

SWITCH X-PRESS CR2430 Battery

TYPE	OUTPUT	L·W·H (mm)	ORDER CODE
4CH white	Casambi	90·90·12	005-586700 7
4CH black	Casambi	90·90·12	005-586700 8

WIRELESS TO DALI-2 CONTROL DEVICE

TYPE	L·W·H (mm)	ORDER CODE
Casambi	111·25·45	050-206523 0

max. 64 DALI-2 nodes / max. 4 DALI-2 groups

back

Connection Example

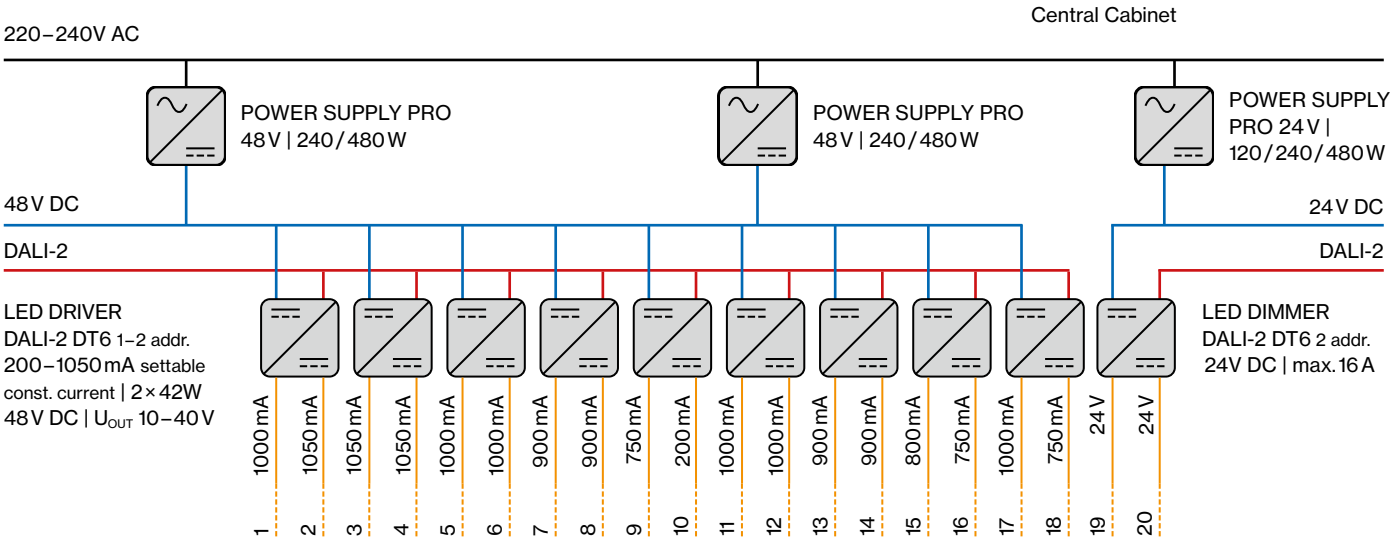

Parallel connection
Serial connection

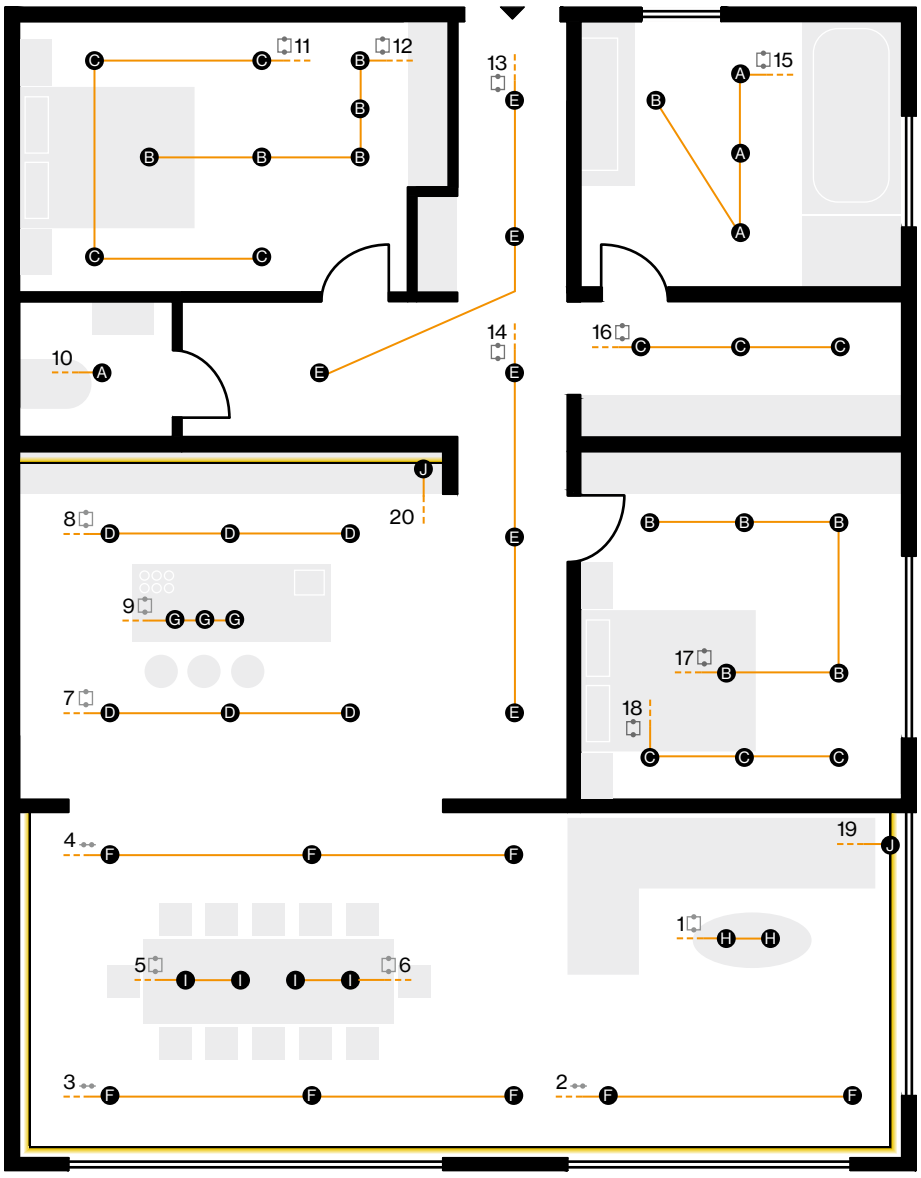

SASSO 40 round
recessed downlight
7.4W 36Vf 200mA

SASSO 40 round
recessed adjustable
7.4W 36Vf 200mA

SASSO 40 round
recessed wallwasher
6.8W 27Vf 250mA



SASSO 60 square
recessed downlight
10.7W 36Vf 300mA



SASSO 60 square
semi-recessed
10.7W 36Vf 300mA

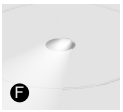

SPIO 60
adjustable
12.2W 12V 1050mA

MOVE IN 32
flex recessed
8.8W 36Vf 250mA

TULA micro
suspended
8.4W 18Vf 500mA

ARY shade
suspended
8.4W 18Vf 500mA

LED Strip
24V

DIN Rail Components

EN DALI-2 DIN Rail constant current / constant voltage driver for DIN rail mounting; supply voltage 24/48 VDC; output current (constant current) 200 – 1050 mA; output current (constant voltage) 16 A. The driver is equipped with two output channels, each providing a maximum power of up to 42 W (constant current) or 380 W (constant voltage). Until the maximum power is reached, various combinations of parallel and series connections of constant current LED loads are possible; the DIN Rail driver is located in the central current distribution board and requires a corresponding wiring of the LED loads to the distribution; parallel-added LED loads share the set or maximum output current; Serial loads share the maximum output voltage; active load monitoring prevents failure-related overcurrent of parallel, constant current LED loads.

FR Pilote DALI-2 courant constant DIN Rail pour montage sur rail ; tension d'alimentation 24/48 VDC ; courant de sortie (courant constant) 200 – 1050 mA ; courant de sortie (tension constante) 16 A. Le pilote est doté de deux canaux de sortie qui développent chacun une puissance maximale de jusqu'à 42 W (courant constant) ou 380 W (tension constante). Jusqu'à ce que la puissance maximale soit atteinte, les combinaisons les plus diverses de montage de courant constant de charges LED en parallèle comme en série sont possibles ; le pilote DIN Rail s'intègre à merveille à la distribution électrique centrale et requiert un câblage correspondant des charges LED vers la distribution ; les charges LED montées en parallèle se partagent le courant de sortie paramétré ou maximal ; Les charges en série partagent la tension de sortie maximale ; la surveillance active de la charge empêche une surintensité de courant des charges LED de courant constant parallèles due à une défaillance.

DIN Rail components constant voltage

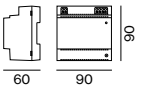

POWER SUPPLY BASIC 24 V

220 – 240 V | 50 – 60 Hz | ⧈ PC II | MTBF @ 55° ambient temperature

TYPE	EFFICIENCY / MTBF	W·H·D (mm)	ORDER CODE
96 W	η 87 % / > 150.000 h	90·90·60	005-651001 0

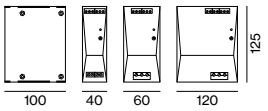

POWER SUPPLY PRO 24 V

220 – 240 V | 50 – 60 Hz | ⏚ PC I | MTBF @ 55° ambient temperature
cascadable max. 5 devices (120W, 240W) or 3 devices (480W)

TYPE	EFFICIENCY / MTBF	W·H·D (mm)	ORDER CODE
120 W	η 87 % / > 400.000 h	40·125·100	005-621001 0
240 W	η 90 % / > 350.000 h	60·125·100	005-621011 0
480 W	η 91 % / > 250.000 h	120·125·100	005-621021 0

LED DIMMER

DALI-2 DT6 1–4 addr. | 12 / 24 / 48 V DC | max. 16 A (total)
MTBF > 100.000 h @ 55° ambient temperature

TYPE	W·H·D (mm)	ORDER CODE
LED Dimmer | 1 channel	18·90·57	005-631101 0
LED Dimmer | 2 channels	18·90·57	005-631111 0
LED Dimmer | 4 channels	18·90·57	005-631121 0

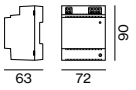

POWER SUPPLY BASIC 48 V

220 – 240 V | 50 – 60 Hz | ⧈ PC II | Lifetime @ 120 W, 45° ambient temp.
cascadable max. 3 devices

TYPE	EFFICIENCY / LIFETIME	W·H·D (mm)	ORDER CODE
160 W	η 94.5 % / > 100.000 h	72·90·63	005-652021 0

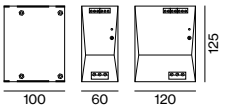

POWER SUPPLY PRO 48 V

220 – 240 V | 50 – 60 Hz | ⏚ PC I | MTBF @ 55° ambient temperature
cascadable max. 5 devices (240 W) or 3 devices (480 W)

TYPE	EFFICIENCY / MTBF	W·H·D (mm)	ORDER CODE
240 W	η 92 % / > 400.000 h	60·125·100	005-622011 0
480 W	η 93 % / > 350.000h	120·125·100	005-622021 0

DIN Rail components constant current

LED DRIVER

DALI-2 DT6 1–2 addr. | 200 – 1050 mA settable constant current in 50 mA steps
2 × 42W | 48V DC | U_{OUT} 10 – 40 V
MTBF ≥ 400.000 h @ +55° ambient temperature

TYPE	EFFICIENCY	W·H·D (mm)	ORDER CODE
LED Driver | 2 channels	η 93 %	36·88·59	005-612103 0

MTBF is the mean time between failure

back

Colour rendering

EN The colour fidelity of light sources is evaluated according to the CIE 13.3 international colour rendering rating. The test light source is compared with a reference light source using 15 selected test colours. The more accurately the test light source reproduces the test colour, the higher the colour rendering index R_a (a for German allgemein, meaning general).

The mean value of the first eight test colours (R1–R8) produces the colour rendering index. This average value is divided into moderately good colour rendering CRI 70–80, e.g. for street lighting; good colour rendering CRI 80–90, e.g. for workplace lighting; and excellent colour rendering CRI 90–100, e.g. for museums, retail, and medical examinations. The minimum requirement defined in lighting standard EN 12464-1 is CRI ≥ 80. The values of the test colours R9–R15 provide information about the colour fidelity of the saturated colours (R9–R12), skin colour (R13), leaf green (R14), and Asian skin tone (R15). The average value of all 15 test colours, which is called R(1–15), is used when evaluating colour reproduction beyond the minimum normative requirements. Consideration of the R(1–15) value is only sensible if the quality requirements are very high, starting from CRI ≥ 90. If the R(1–15) value is ≥ 90 when CRI is also ≥ 90, this is an excellent light source. An R(1–15) of ≥ 95 indicates the highest light quality.

FR La fidélité des couleurs des sources lumineuses est déterminée selon la méthode internationale d'évaluation du rendu des couleurs CIE 13.3. Celle-ci consiste à comparer la source de lumière de test à une source de lumière de référence en se basant sur 15 couleurs de test sélectionnées. Plus la source lumineuse de test reproduit fidèlement la couleur de test, plus l'indice de rendu des couleurs R_a est élevé.

La valeur moyenne des huit premières couleurs de test (R1–R8) donne l'indice de rendu des couleurs R_a. Cette valeur moyenne est repartie comme suit : rendu des couleurs R_a 70–80 modérément bon, pour l'éclairage public par exemple; bon rendu des couleurs R_a 80–90, pour l'éclairage des lieux de travail par exemple, et très bon rendu des couleurs R_a 90–100, pour les musées, les commerces et les locaux d'examens médicaux par exemple. L'exigence minimale de la norme d'éclairage EN 12464-1 est fixée sur une $R_a \geq 80$. Les valeurs des couleurs de test R9–R15 fournissent des renseignements sur la fidélité des couleurs saturées (R9–R12), la couleur de la peau (R13), le vert feuille (R14) et le teint asiatique (R15). Afin d'évaluer le rendu des couleurs au-delà des exigences normatives minimales, on peut indiquer la valeur moyenne des 15 couleurs de test, désignée par R_e. La prise en compte de la valeur R_e n'a d'intérêt qu'en cas d'exigences de qualité très élevées, à partir d'une $R_a \geq 90$. Lorsque la valeur Re est également ≥ 90 pour une $R_a \geq 90$, la source de lumière est jugée très bonne. Une $R_e \geq 95$ correspond à la meilleure qualité de lumière qui soit.

CRI / $R_a \geq 80$ (4000 K)

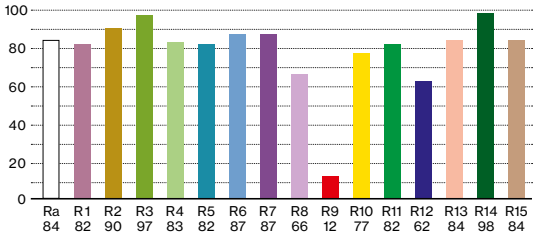

Example

CRI / $R_a \geq 90$ (4000 K)

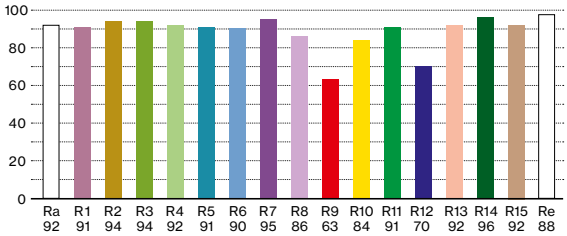

Example

CRI / $R_a \geq 95$, $R_e \geq 95$ (3000 K)

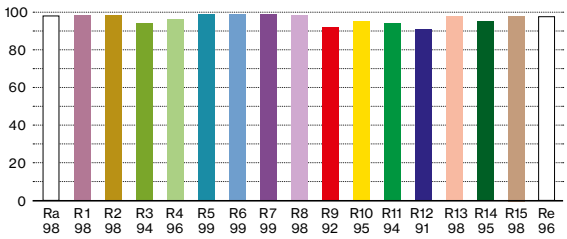

Example

IES TM 30

EN The TM 30 colour-rendering rating is intended to supplement the CIE 13.3 colour-rendering rating and is established primarily in the American-Pacific region. Instead of eight test colours, 99 test colours were selected from daily life. The average of all 99 test colours is output as R_f (f for fidelity). To evaluate the colour saturation, the R_g value (g for gamut) is defined. These two values are determined together. For R_f, the highest value is 100; for R_g, a maximum value of 140 is theoretically possible. As the R_f value approaches the maximum value of 100, the R_g value approaches the maximum of 100.

FR L'indice de rendu des couleurs TM 30, destiné à compléter l'indice de rendu des couleurs CIE 13.3, est principalement utilisé dans la région américano-pacifique. Au lieu de huit couleurs d'essai, il analyse 99 couleurs d'essai courantes dans la vie quotidienne. La moyenne de chacune des 99 couleurs testées est indiquée sous la forme de R_f (f pour fidélité, soit proximité de la couleur d'origine). Afin de pouvoir également évaluer la saturation des couleurs, la valeur R_g (g pour gamut, ensemble de couleurs reproductible) a été définie. Ces deux valeurs sont déterminées ensemble. Pour R_f, la valeur maximale est de 100 ; pour R_g, une valeur maximale de 140 est théoriquement possible. Plus la valeur R_f est proche de la valeur maximale de 100, plus la valeur Rg est proche de la valeur maximale de 100.

TM 30 R_f colour-fidelity rating of a test lamp

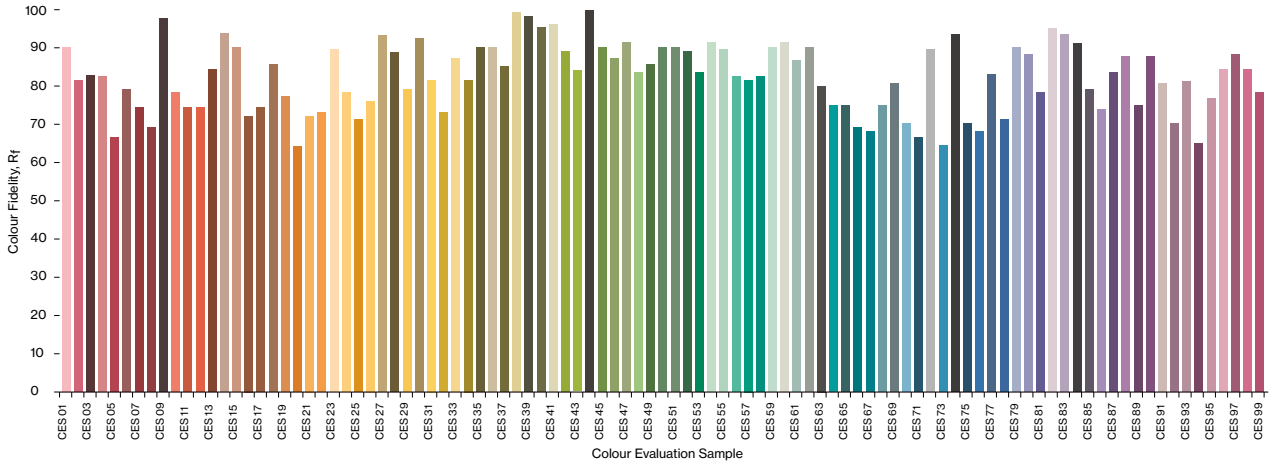

TM 30 R_g colour-saturation rating of a test lamp

Colour vector image

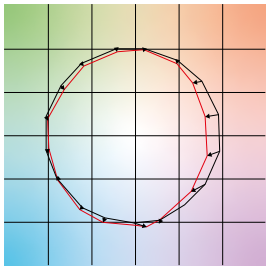

EN The red line indicates the results of the test light source. The deviation from the test light source to the reference is shown and is marked by arrows.

FR La ligne rouge montre les résultats de la source lumineuse de test. La déviation de la source lumineuse de test par rapport à la référence est marquée par des flèches.

Colour distortion icon

EN The reference is a white line on a black background. The oversaturation or undersaturation is very clearly visible.

FR La référence est une ligne blanche sur un fond noir. La sursaturation ou la sous-saturation est très clairement visible.

TM 30 evaluation matrix

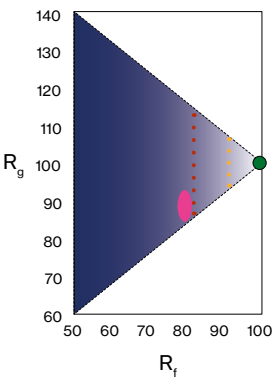

EN Green dot: highest light quality; up to yellow dashed line: very good light quality; up to red dashed line: good light quality. Pink range: typical CRI ≥ 80 lamps are slightly below the value of R_f 80 and have a lower saturation than R_g 80.

FR Point vert : qualité de lumière la plus élevée ; jusqu'à la ligne pointillée jaune : très bonne qualité de lumière ; jusqu'à la ligne pointillée rouge : bonne qualité de lumière. Zone rose : les éclairages à IRC ≥ 80 typiques sont légèrement inférieurs à la valeur de R_f 80 et présentent une saturation inférieure à celle de R_g 80.

back

Full-spectrum LED

EN Our pupil size adapts to the light spectrum. Studies by GAMLIN already showed in 2007 that the eye's pupillary control lies in the cyan region. Standard LEDs have a very high blue content and hardly any cyan wavelengths. As a result, the eye's sensitive cells adjust to low light under these lighting conditions. As a result, the pupil dilates, and excessive blue light reaches the retina. XAL's XPECTRUM LED reproduces the natural daylight spectrum by reducing the blue-light component and increasing the cyan values. This minimises blue light's danger to the eye and brings it to a level similar to daylight.

The effect goes beyond the visual field of vision. The non-visual, or biological effect of light, affects numerous bodily functions, such as hormone release, and is in part responsible for improved sleep and concentration. The biological light effect's evaluation is described in DIN SPEC 5031-100. Melanopic lighting designs can be realised much more energy-efficiently with the new XPECTRUM LEDs.

Furthermore, the full-spectrum LEDs boast excellent colour rendering. The R(1–15) colour-fidelity rating – the average of CRI 97 of all 15 test colours – is 98. The TM 30 colour-rendering evaluation results in a colour fidelity of R_f = 98 and a colour gamut of R_g = 101. XAL's XPECTRUM LEDs' high colour fidelity delivers improved visual comfort.

FR La taille de la pupille s'ajuste en fonction du spectre lumineux. Des études menées par GAMLIN dès 2007 ont montré que le contrôle de la pupille de l'œil se situe dans la gamme des couleurs cyan. Les LED standard ont une très forte teneur en bleu et pratiquement aucune longueur d'onde cyan. Par conséquent, les cellules sensibles de l'œil s'adaptent à la faible luminosité dans ces conditions d'éclairage. Résultat : la pupille se dilate et la rétine subit une quantité excessive de lumière bleue. La LED XPECTRUM de XAL permet d'obtenir le spectre de la lumière naturelle du jour en réduisant la composante de lumière bleue et en augmentant les valeurs cyan. Ainsi, le risque que représente la lumière bleue pour l'œil est réduit au minimum et ramené à un niveau similaire à celui de la lumière du jour.

Il y va bien plus que de la vue : l'effet non visuel ou biologique de la lumière influence de nombreuses fonctions physiologiques telles que la libération d'hormones, et elle contribue à un meilleur sommeil et à une meilleure concentration. L'évaluation de cet effet lumineux sur le corps a été décrite dans la norme DIN SPEC 5031-100. Les conceptions d'éclairage mélanopique peuvent être réalisées de manière nettement plus efficace sur le plan énergétique grâce aux nouvelles LED XPECTRUM.

En outre, les LED à spectre complet offrent un excellent rendu des couleurs. L'indice de fidélité des couleurs Re - moyenne des 15 couleurs testées - est de 98. L'indice de rendu des couleurs TM 30 donne une fidélité des couleurs R_f = 98 et une gamme de couleurs R_g = 101. Cette haute valeur de fidélité des couleurs des LED XPECTRUM de XAL permet un meilleur confort visuel.

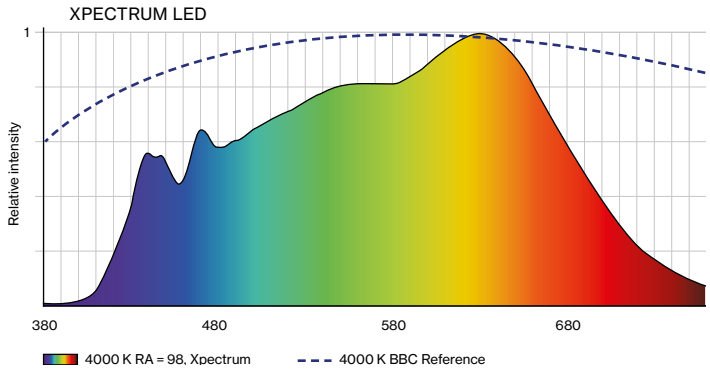

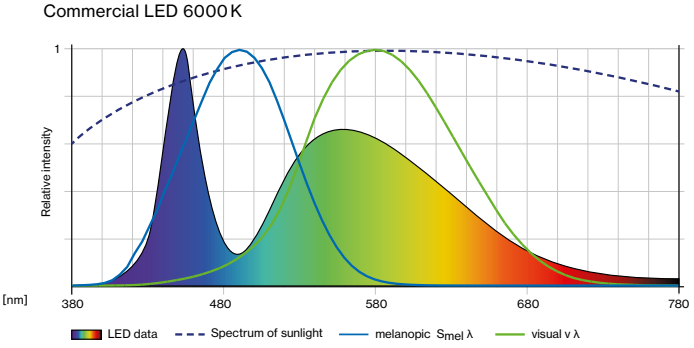

EN The green curve is the human brightness-sensitivity curve v λ. The blue curve is the sensitivity curve of the retinal ganglion cells, S_{mel} λ. The pupil size is controlled by the intensity within the blue curve. The differences in intensity between XPECTRUM LEDs and conventional LEDs are clearly visible.

FR La courbe verte représente la courbe de sensibilité humaine à la luminosité v λ. La courbe bleue représente la courbe de sensibilité des cellules ganglionnaires de la rétine, S_{mel} λ. La taille de la pupille est contrôlée par l'intensité dans la courbe bleue. Les différences d'intensité entre XPECTRUM-LED et les LED conventionnelles sont clairement visibles.

TW – Tunable White

EN Tunable White luminaires can independently, and with infinite variability, set the illuminance and the colour temperature between 1800 K to 6500 K, as desired. Every change in colour temperature and illuminance affects human well-being. The Kruithof comfort curve shows that high illuminance levels should be paired with cool colour temperatures and low illuminance levels with warm colour temperatures. Therefore, to best aid well-being, it is recommended to imitate daylight during the day with cool colour temperatures, and the evening with warm colour temperatures.

FR La bonne combinaison des deux facteurs que sont l'éclairement et la température de couleur (1800 K jusqu'au 6500 K) est cruciale pour procurer un sentiment de bien-être dans une pièce. A faible luminosité, la température de couleur doit être « plus chaude » ; à luminosité plus élevée, il faut qu'elle soit « plus froide » (voir courbe de Kruithof). Une plage de confort désormais rendue possible par la technologie Tunable White et la commande intelligente correspondante.

Kruithof curve

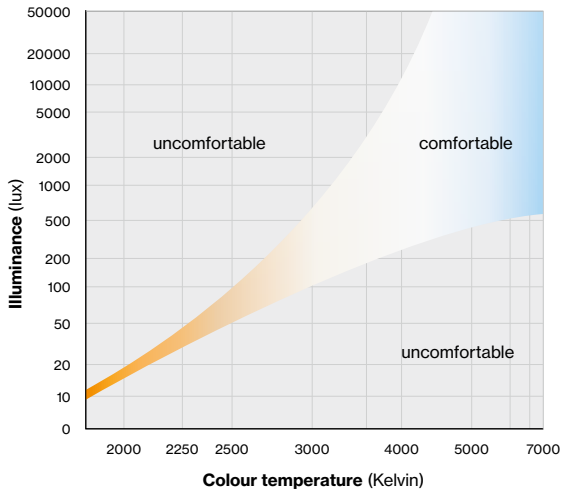

CWD – Colour Warm Dimming

EN With the CWD (Colour Warm Dimming) option, when the light intensity drops, the colour temperature simultaneously changes smoothly from 3000 K to 1800 K, in a similar manner to the dimming of a filament bulb (see diagram). The reduction in illuminance grants the light a very warm hue. This variable illuminance delivers a balanced working light during the day and a relaxing lighting mood in the evening. The CWD colour temperature curve runs within the comfort zone (see Kruithof curve).

FR L'option CWD (Colour Warm Dimming) permet, lorsque l'éclairement diminue, de modifier, dans le même temps, la température de couleur en continu de 3000 K à 1800 K - comme pour les caractéristiques de gradation d'une lampe à incandescence (voir schéma). Réduire l'éclairement permet d'obtenir une couleur de lumière très chaude. On peut ainsi disposer d'une lumière de travail équilibrée en journée et d'une ambiance lumineuse propice à la détente en soirée. La courbe de température de couleur CWD se situe dans la plage de confort (voir courbe de Kruithof).

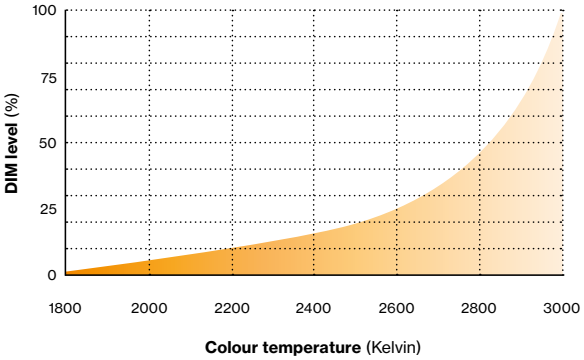

back

Low flicker

EN TLA (Temporal Light Artifacts) is irritating to the human eye and is therefore always perceived as disturbing. In nature, the eye has adapted over millions of years to a gradual increase and decrease in light intensity. Rapid light intensity changes are unnatural. Even the flickering of a candle can be unsettling.
Electrically operated luminaires always have at least some light intensity changes in the luminous flux due to the 50Hz alternating current. To limit these to a tolerable level, the EU's Ecodesign Directive has been in force since 1st September 2021.

The following specifications must be observed for light sources:

Output P st LM (at full load) ≤ 1
Explanation: "st" for "short term" and "LM" for "light flicker measurement method". For frequencies from 0 to 80 Hz.

Output SVM (at full load) ≤ 0.9 (from 1st September 2024 ≤ 0.4)
Explanation: "SVM" for "Stroboscopic Effect Visibility Measure". For frequencies from 80 Hz to 2,000 Hz. Frequencies above 2,000 Hz usually do not result in any adverse effects on the viewer and are therefore not included in the directive.

The EU directive only refers to the light source, but not to the surrounding product (e.g. luminaire).

XAL goes a step further and applies this specification to the light source and also to any surrounding product, i.e. to all luminaires. All XAL luminaires placed on the market after 1st September 2021 comply with the EU directive 2019/2020 (of 1st October 2019) to define ecodesign requirements for light sources and separate operating devices according to Directive 2009/125/EC of the European Parliament.

However, the Ecodesign Directive only refers to values that must be undercut under full load. Light modulations caused by luminaires in a dimmed state are not covered by the directive.

FR La modulation temporelle de la lumière ou TLA (Temporal Light Artefacts) correspond à une irritation de l'œil humain, elle est donc toujours perçue comme gênante. Dans la nature, l'œil a mis des millions d'années à s'adapter à une augmentation et à une diminution progressives de l'intensité lumineuse. Les variations brusques de l'intensité lumineuse n'ont quant à elles rien de naturel. Le scintillement d'une simple chandelle peut suffire à perturber. Du fait du courant alternatif de 50 Hz, les lampes électriques présentent toujours des variations d'intensité lumineuse plus ou moins marquées dans le flux lumineux. Dans un effort de les maintenir à un niveau supportable, le règlement européen sur l'écoconception est entré en vigueur le 1er septembre 2021.

Les spécifications à respecter pour les sources lumineuses sont les suivantes :

Output P st LM (at full load) ≤ 1
Explication : « st » (short term) pour « court terme » et « LM » pour « méthode du flicker meter pour la lumière ». Pour une fréquence de 0 à 80 Hz.

Output SVM (at full load) ≤ 0,9 (à compter du 01.09.2024 ≤ 0,4)
Explication : SVM Stroboscopic Effect Visibility Measure, mesure de visibilité stroboscopique. Pour une fréquence de 80 Hz à 2.000 Hz.
En règle générale, les fréquences dépassant les 2.000 Hz n'occasionnent pas de gêne pour l'observateur, elles ne sont donc pas incluses dans le règlement.

Le règlement de l'UE porte uniquement sur la source lumineuse, pas le produit qui l'entoure (le luminaire par exemple).

XAL va plus loin en appliquant cette exigence non seulement à la source lumineuse, mais aussi à chaque produit qui l'entoure, soit tous les luminaires. Tous les luminaires XAL commercialisés après le 1er septembre 2021 satisfont au règlement (UE) 2019/2020 de la Commission (du 1er octobre 2019) qui fixe les exigences en matière d'écoconception pour les sources lumineuses et les dispositifs de commande séparés conformément à la directive 2009/125/CE du Parlement européen.

Le règlement sur l'écoconception ne concerne toutefois que les valeurs en dessous desquelles les appareils sont autorisés à fonctionner à pleine charge (full load). Les modulations de lumière imputables à des luminaires en état d'atténuation ne sont pas couvertes par le règlement.

Photobiological safety in lighting

EN Photobiological safety refers to the potential risk of photochemical damage to the eye's retina triggered by strong electromagnetic radiation from light sources, primarily in the wavelength range between 380nm and 500nm.

Legal framework
For the assessment of the photobiological safety of the optical radiation generated by lamps, there are measurement regulations and evaluation standards that are specified in the EN 62471:2008 European standard. It is in accordance with the European Directive 2006/25/EC.

Assessment of the blue light hazard from light sources
Unlike UV radiation, which is already absorbed in the outer tissue layers of the eye, blue light rays pass through the cornea and are imaged on the retina. Small light sources with high luminance create a locally high risk, while the identical radiant power is distributed in a large-area light source, creating a lower risk.

Risk classification of lamps and luminaires
For all types of hazards, there are measurement methods as well as limit values for radiance or irradiance. The luminaires are classified into risk groups of levels 0 to 3 accordingly.

FR La sécurité photobiologique renvoie au risque potentiel de lésions photochimiques de la rétine provoquées par des rayonnements électromagnétiques élevés émis par des sources lumineuses, essentiellement dans la gamme de longueurs d'onde comprise entre 380nm et 500nm.

Cadre légal
Afin d'évaluer la sécurité photobiologique du rayonnement optique produit par des lampes, la norme européenne EN 62471:2008 stipule des règles de mesure et des critères d'évaluation. Cette norme concorde avec la directive européenne 2006/25/CE.

Évaluation des risques de la lumière bleue émise par des sources lumineuses.
Contrairement aux rayons UV, qui sont absorbés dès les couches extérieures des tissus de l'œil, la lumière bleue traverse la cornée jusqu'à atteindre la rétine. De petites sources lumineuses à forte luminance représentent un risque élevé au niveau local, tandis que la puissance de rayonnement identique se diffuse sur une source lumineuse de grande surface, le risque en découlant est donc moindre.

Classification des risques des lampes et luminaires
Pour tous les types de risques, il existe des procédés de mesure ainsi que des valeurs limites de luminance ou d'intensité du rayonnement, qui servent à classer les sources lumineuses en groupes de risque de niveau 0 à 3.

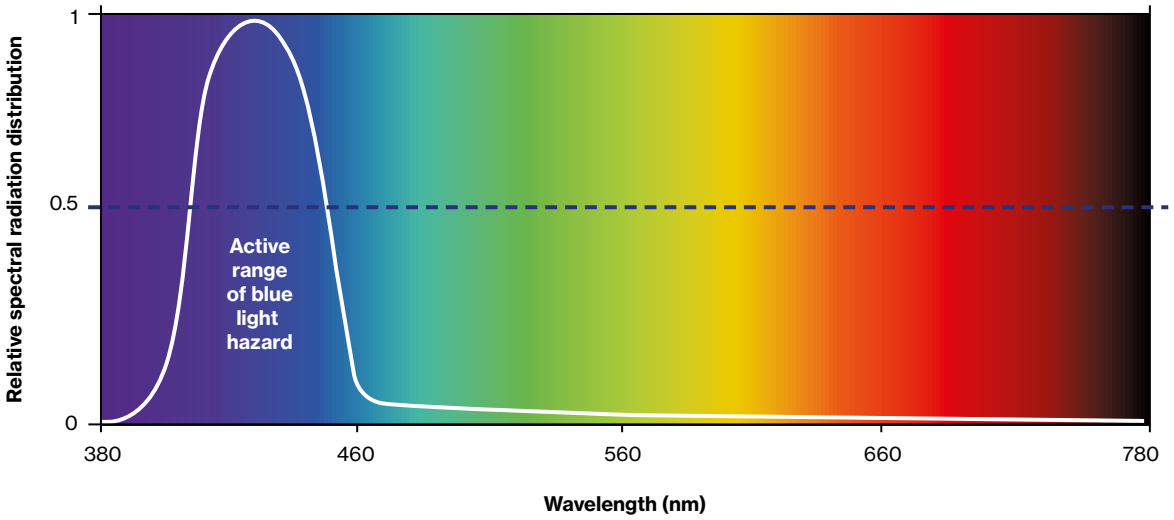

Conventional light panels correspond to risk group 0. Spotlights often fall into risk group 1. Powerful spotlights can also fall into risk group 2. Luminaires in risk group 2 must be marked with a warning.

For more information visit xal.com/know-how

Les luminaires de surface ordinaires correspondent au groupe de risque 0. Les spots sont souvent classés dans le groupe de risque 1. Les spots puissants peuvent eux aussi être rangés dans le groupe de risque 2. Les luminaires du groupe de risque 2 doivent être assortis d'une mise en garde.

Rendez-vous sur www.xal.com/fr/know-how/securite-photobiologique-dans-leclairage/

back

IoT ready

EN Unlike DALI-2 or Zigbee 3.0, IoT ready is not a standard, but instead demonstrates the possibility of equipping a luminaire with various sensors (presence, brightness, temperature, air quality, acoustics, etc.) and addressing them wirelessly. Existing standards ensure that our customers retain full control. An IoT ready luminaire can become an active part of the Internet of Things. In addition to its primary task of illuminating a room, it can send the building management system essential data about the room and its use or user preferences. Data collected in the IoT can guide direct control and optimise a wide range of functions such as lighting, HVAC (heating, ventilation, and air conditioning), cleaning, security, and much more.

FR A la différence de DALI-2 ou de Zigbee 3.0, IoT ready ne désigne pas une norme en soi mais atteste plutôt de la possibilité d'équiper un luminaire de divers capteurs (présence, luminosité, température, qualité de l'air, acoustique, etc.) et de le commander sans fil. Les normes existantes servent à garantir que nos clients ne sont soumis à aucune restriction au moment de commander leurs dispositifs. Un luminaire IoT ready peut devenir un maillon actif de la chaîne de l'Internet des objets. Outre sa fonction principale, à savoir éclairer une pièce, il est aussi en mesure de fournir au système domotique des données essentielles sur la pièce et son utilisation ou encore les préférences de l'utilisateur. Les données recueillies dans l'IoT peuvent être utilisées directement afin de commander et d'optimiser un large éventail de fonctions telles que l'éclairage, le chauffage, la ventilation et la climatisation (HVAC), le nettoyage, la sécurité, et bien plus encore.

DALI lighting control

EN The DALI-2 (Digital Addressable Lighting Interface) control protocol is a standard in building automation to govern lighting control gear. The new version of the DALI standard, DALI-2, defines control devices (e.g. push buttons, light and motion sensors) uniformly in the standard. DALI-2, therefore, makes it possible, inter alia, to share control functions across manufacturers. Up to 64 luminaire control units and 64 control units can be operated together on one DALI line in a DALI-2 system.

FR En domotique, le protocole de contrôle DALI-2 (Digital Addressable Lighting Interface) est considéré comme une norme pour la commande des appareils de régulation de l'éclairage. La nouvelle version de la norme DALI - DALI-2 - vient définir les appareils de type commandes (interrupteurs, capteurs de luminosité et de mouvement par exemple) de manière uniforme. DALI-2 rend donc possible, entre autres, la communication des fonctions de contrôle d'appareils de différents fabricants. Ainsi, grâce au système DALI-2, 64 unités d'exploitation de luminaires et 64 appareils de commande peuvent désormais fonctionner ensemble sur une même ligne DALI.

Wireless Zigbee lighting control

EN The Zigbee wireless protocol has become an essential standard in the smart home sector, especially in lighting control. Since Zigbee's latest version 3.0, the previously individual profiles have been combined into a multifunctional and uniform protocol. The new protocol enables flexible and straightforward networking of different device types from different manufacturers. This network capability allows luminaires, sensors, and buttons, for example, to be controlled and set intuitively via the mobile app. XAL luminaires equipped with a Zigbee 3.0 module certified by the Zigbee Alliance meet the highest safety standards and compatibility criteria:

- leading wireless standard in smart lighting
- no additional wiring required
- sophisticated security mechanisms
- easy control and set-up via the app
- long range thanks to the mesh network
- low energy consumption

FR Le protocole radio Zigbee fait désormais figure de norme majeure dans le domaine des maisons intelligentes ou Smart Home, et plus particulièrement dans la commande de l'éclairage. Depuis la dernière version 3.0 de Zigbee, les profils jusqu'alors individuels sont réunis en un protocole uniforme multifonctions. Une telle mesure permet une mise en réseau souple et facile de divers types d'appareils provenant de différents fabricants. Ainsi les luminaires, capteurs et interrupteurs etc. peuvent-ils être commandés et réglés de façon intuitive via une application mobile. Les luminaires XAL équipés d'un module Zigbee 3.0 certifié par Zigbee Alliance sont conformes aux normes de sécurité et aux critères de compatibilité les plus stricts:

- norme radio de premier plan en matière d'éclairage intelligent
- pas besoin de câblage supplémentaire
- mécanismes de sécurité sophistiqués
- simplicité de commande et de configuration par l'application
- portées importantes grâce au réseau maillé
- faible consommation d'énergie

Technical information

Glossary

EN Luminous Flux
Luminous flux, with the unit of one lumen, denotes the total light emission of a luminaire. The information on the luminous flux in this catalogue is subject to a tolerance of ±10 %.

EN System Power
System power is the total power consumption of a luminaire in watts including any necessary ballasts. The values in this catalogue are rated values which may be exceeded by a maximum of 10 % in individual cases. For selected luminaires we indicate the inset power instead of the system power; if so, a separate remark can be found on the product's page.

EN Colour Temperature
Colour temperature, with the unit of one Kelvin (K), describes the appearance given by a light source. As an approximation, it is specified as the correlated colour temperature, or CCT; it is also dependent on minimum variation under operation. The colour point lies at least within 3 SDCM.

EN Electromagnetic Compatibility (EMC)
Electromagnetic compatibility (EMC) is the property of an electrical device to function in its environment without affecting other devices. XAL not only tests single luminaires, but also representative lighting configurations in the system network. The test set-up complies with the high requirements of the relevant directives and standards.

Explications

FR flux lumineux
Le flux lumineux exprimé en Lumens désigne l'émission totale de lumière d'un luminaire. Les indications concernant le flux lumineux figurant dans le présent catalogue sont soumises à une tolérance de +/-10 %.

FR Puissance du système
La puissance du système est la consommation totale d'un luminaire en watts, y compris les ballasts nécessaires. Les spécifications de ce catalogue sont des valeurs nominales, susceptibles d'être dépassées de 10 % maximum lors de l'utilisation d'un produit donné. Pour les luminaires sélectionnés, nous indiquons la puissance d'encastrement au lieu de la puissance du système ; le cas échéant, cela fait l'objet d'une mention particulière sur la page du produit.

FR Température de couleur
La température de couleur exprimée en Kelvin (K) décrit l'aspect laissé par une source lumineuse. La température de couleur est indiquée en tant que CCT, autrement dit de façon approximative ; elle est en outre tributaire de conditions d'utilisation constantes. Le point de couleur se situe dans une plage minimale de 3 SDCM.

FR Compatibilité électromagnétique (CME)
La compatibilité électromagnétique (CME) désigne la propriété d'un équipement électrique à fonctionner dans son environnement, sans affecter les autres appareils. XAL teste non seulement ses luminaires individuellement, mais aussi dans des configurations représentatives en système. La structure de test est conforme aux exigences strictes des normes et directives applicables.

Abbreviations

EN lm (lumen)
The lumen is the unit of luminous flux. Luminous flux describes the light energy in the visible band radiated from a light source in all directions.

EN lx (lux)
The lux is the unit of illuminance. The illuminance describes the total luminous flux incident on a given surface. Lux is equal to Lumen per m² (lx=lm/m²).

EN cd (candela)
Candela is the unit of luminous intensity. The luminous intensity describes the luminous flux per illuminated solid angle (cd = lm/sr).

EN UGR (Unified Glare Rating)
UGR is a procedure for the evaluation of discomfort glare from artificial lighting in indoor spaces. Depending on the difficulty of visual tasks, the corresponding limits should not be exceeded. The UGR limit values are defined in the standard EN 12464 for activities and visual tasks. UGR = 19 is permitted as the maximum value for office spaces.

EN cd/m²
Luminance is the intensity of light reaching the eye from the surface being viewed.

EN LGP (Light Guiding Prism)
Light-guiding structures in illuminated, transparent material that ensure the desired distribution of light when light is introduced from the side.

Abréviations

FR lm (Lumen)
Le lumen désigne l'unité du flux lumineux. Le flux lumineux décrit la lumière dans le spectre visible émise dans toutes les directions par une source lumineuse.

FR lx (Lux)
Le lux est l'unité de l'intensité d'éclairage. L'intensité d'éclairage décrit le flux lumineux qui rencontre une surface définie. Le lux correspond aux lumen par m² (lx=lm/m²).

FR cd (candela)
La candela est l'unité pour l'intensité lumineuse. L'intensité lumineuse décrit le flux lumineux par angle solide pénétré.

FR UGR (Unified Glare Rating)
L'UGR est un procédé d'évaluation de l'éblouissement. Selon la difficulté des tâches visuelles, les valeurs limites correspondantes ne doivent pas être dépassées. Les valeurs limites d'UGR sont déterminées par la norme EN 12464 pour les activités et les tâches visuelles. Pour les bureaux, l'UGR = 19 est admise comme la valeur maximale.

FR cd/m²
La luminance est l'intensité de la lumière atteignant l'œil depuis surface observée.

FR LGP (Light Guiding Prism)
Structures dirigeant la lumière conçues en matériau transparent et conducteur de lumière qui assurent la répartition souhaitée de la lumière en cas de couplage latéral de celle-ci.

	Symbols	Symboles
	EN Specifies the rotation and pivoting capability of the spotlight.	FR Indique la capacité de rotation et de pivotement des spots.
	EN A colour rendering index greater than 90 indicates very good colour reproduction, which is applied in museums and high-quality retail areas.	FR Un indice de rendu des couleurs supérieur à 90 signifie que le rendu des couleurs est très bon, tel qu'on le trouve dans les musées et dans les boutiques haut de gamme.
	EN High-quality LED sorting with minimal colour location deviation. The centre of binning is located in the centre of the ANSI C78.377-2015 binning system. With 2-SDCM scale the chromaticity coordinates are within a range of < 70 K.	FR Triage par LED de haute qualité avec une déviation minimale de l'emplacement des couleurs. Le centre du binning est situé au centre du système de binning ANSI C78.377-2015. Avec une échelle de 2 SDCM, les coordonnées de chromaticité se situent dans une plage de < 70 K.
	EN Glare-free workplace luminaire according to DIN EN 12464-1.	FR Luminaire pour poste de travail compatible avec les écrans selon la norme DIN EN 12464-1.
 	EN Workplace luminaire suitable for VDUs. The luminance is above the downward-radiating light cone with an aperture angle of ± 65°, ≤ 1500 cd / m² (necessary for black screen for CAD activities) or ≤ 3000 cd / m² for white screen for office activities.	FR Luminaire de travail adapté aux écrans de visualisation. La luminance est supérieure à la cône de lumière avec un angle d'ouverture de ± 65°, ≤ 1500 cd / m2 (nécessaire pour l'écran noir pour activités de CAO) ou ≤ 3000 cd / m2 pour le blanc pour les activités de bureau.
	EN According to the international standard IEC 62471 the luminaire presents no photobiological hazard. No damage is caused to the eyes even when continuously looking directly in the direction of the light source (unrestricted duration of exposure).	FR Selon la norme internationale CEI 62471, le luminaire ne présente aucun risque photobiologique. Il n'y a pas de lésion de l'œil, même en cas de regard permanent en direction de la source lumineuse (durée d'exposition illimitée).
	EN Indicates the number of DALI addresses of a luminaire.	FR Indique le nombre d'adresses DALI d'un luminaire.
   	EN Protection classes provide information on how well a luminaire is protected against the risks of a current surge due to contact. PC I: Protective earthing PC II: Reinforced or double protective insulation PC III: Safety extra-low voltage	FR Les classes de protection indiquent dans quelle mesure un luminaire est protégé contre les risques de choc électrique en cas de contact. CP I : mise à la terre CP II : isolation renforcée ou double CP III : très basse tension de sécurité
	EN The CE marking indicates a declaration of the manufacturer that the luminaire complies with all applicable European requirements.	FR Par le marquage CE, le fabricant déclare que le luminaire est bien conforme à toutes les exigences européennes en vigueur.
	EN This includes an external review of the product and all applicable European requirements. A CB (Certification Body) test certificate facilitates the acquisition of other national certification marks.	FR Une vérification externe du produit et de toutes les exigences européennes en vigueur. Un certificat CB facilite l'obtention d'autres marques de certification nationale.
	EN Luminaires that are allowed to carry the ENEC certificate are tested according to the strict ENEC standards. Compliance is guaranteed by annual product and factory inspections.	FR Les luminaires, habilités à arborer le certificat ENEC, ont fait l'objet de contrôles stricts selon les directives ENEC. Le respect de ces directives est contrôlé au moyen d'inspections annuelles des produits et des ateliers.
	EN Degree of protection for recessed luminaires. The upper specification refers to the built-in housing part; the lower one refers to the visible part of the lamp.	FR Indice de protection pour les luminaires encastrés. Le renseignement du haut se rapporte à la partie encastrée du boîtier, la partie du bas à la partie visible du luminaire.

IPXX

EN Degree of protection (IP codes) according to DIN EN 60529. IP (Ingress Protection) indicates a level of protection against intrusion. The first digit of the IP code refers to the protection against the penetration of solid particles and dust. The second digit of the IP code refers to the protection against ingress of water and moisture.

FR Indices de protection (codes IP) selon la norme DIN EN 60529. IP (Ingress Protection) désigne la protection contre les infiltrations. Le premier chiffre du code IP se rapporte à la protection contre l'infiltration de corps étrangers et de poussière. Le second chiffre désigne la protection contre l'eau et l'humidité.

	Code digit 1 for contact protection	**le 1er chiffre indique la protection des contacts**
IP2X	Protection against foreign objects with a diameter ≥ 12 mm	Protection contre les corps étrangers d'un diamètre ≥ 12 mm
IP3X	Protection against foreign objects with a diameter ≥ 2.5 mm	Protection contre les corps étrangers d'un diamètre ≥ 2,5 mm
IP4X	Protection against foreign objects with a diameter ≥ 1 mm	Protection contre les corps étrangers d'un diamètre ≥ 1 mm
IP5X	Full contact protection, against dust deposits internally	Protection totale contre tout contact, protection contre les dépôts de poussière à l'intérieur
IP6X	Full contact protection, protection against ingress of dust	Protection totale contre tout contact, protection contre la pénétration de poussière
	Code digit 2 for protection against water	**2nd chiffre concernant la protection contre l'eau**
IPX0	No water protection	Pas de protection contre l'eau
IPX1	Protected against vertical falling water droplets	Protégé contre les gouttes d'eau tombant à la verticale
IPX2	Protected against diagonal falling water droplets	Protégé contre les gouttes d'eau tombant de biais
IPX3	Protected against water spray	Protégé contre la vaporisation d'eau
IPX4	Protected against water splashing	Protégé contre les projections d'eau
IPX5	Protected against water jets (from all directions)	Protégé contre les jets d'eau (dans toutes les directions)
IPX6	Protected against ingress of water with transient flooding	Protégé contre les infiltrations d'eau en cas de submersion temporaire
IPX7	Protected against ingress of water with submersion	Protégé contre les infiltrations d'eau en cas d'immersion

IKXX

EN IK type protection is a measure of the resistance of electrical equipment housings to mechanical stress (impact loads) and is determined by the standard test method according to IEC 62262.
IK 07: up to 2 joules impact strength
IK 09: up to 10 joules impact strength
IK 10: up to 20 joules impact strength

FR L'indice de protection IK sert de mesure de la résistance des boîtiers d'équipement électrique aux contraintes mécaniques (chocs) et est déterminé par la méthode de contrôle standardisée selon IEC 62262.
IK 07: protection contre les chocs jusqu'à 2 joules
IK 09: protection contre les chocs jusqu'à 10 joules
IK 10: protection contre les chocs jusqu'à 20 joules

EN Light source replaceable by an authorized professional.

FR Source lumineuse remplaçable par des spécialistes agréés.

EN Light source replaceable by end-user.

FR Source lumineuse remplaçable par l'utilisateur final.

EN Light source not replaceable.

FR Source lumineuse non remplaçable par un professionnel.

EN Control gear replaceable by an authorized professional.

FR Unité de contrôle remplaçable par des spécialistes agréés.

EN Control gear replaceable by end-user.

FR Appareillage remplaçable par l'utilisateur final.

EN Control gear not replaceable.

FR Source de fonctionnement non remplaçable.

back

Classic colours

RAL 9003
signal white | B01F

RAL 9016
traffic white | C01F

RAL 9002
grey white | C02F

RAL 1035* bronze/
pearl beige | C04F

RAL 260-M*
gold dust | C05F

RAL 080 60 30*
brass gold | C06F

RAL 9010
pure white | A01F

RAL 085 80 10
velvet beige | B02F

RAL 7044
silk grey | A04F

RAL 7048
pearl mouse grey |
C07F

RAL 8014
sepia brown | A08F

RAL 330-M*
copper | C17F

RAL 9006
white aluminium | A06F

RAL 9007
grey aluminium | A07F

RAL 9023
dark pearl grey | C03F

RAL 7022
umbra grey | A02F

RAL 9004
signal black | B04F

RAL 9005
jet black | A05F

Trend colours

RAL 5014
pigeon blue | C08F

RAL 230 60 10
kingfisher grey | B05F

RAL 7000
squirrel grey | C09F

RAL 2002
vermillion | C15F

RAL 3016
coral red | C16F

RAL 050 40 40
madeira brown | B03F

RAL 6019
pastel green | C10F

RAL 6027
light green | C11F

RAL 5018
turquise blue | C12F

RAL 3015
light pink | C18F

RAL 3014
antique pink | C19F

RAL 2000
yellow orange | C20F

RAL 100 50 20
green woodpecker
olive | B06F

RAL 6018
yellow green | C13F

RAL 5005
signal blue | C14F

RAL 1016
sulphur yellow | C21F

RAL 1018
zinc yellow | C22F

RAL 1032
broom yellow | C23F

Acoustic colours

royal yellow | F02N

spring green | F03N

bottle green | F04N

bright blue | F05N

indigo blue | F06N

anthracite | F09N

lime stone | F14N

autumn red | F11N

oxide red | F12N

aubergine | F13N

white

marble grey

felt grey

black

PRODUCT COLOURS	standard	available
ARY cable / rod suspended	7 8	
ARY shades	C T L G W B	
BASO 60 IP 54 recessed, surface	7 D	
BETO circle suspended	7 8	
BETO suspended	7 8	
BETO free standing	7 8	
BETO ceiling / suspended system	7 8	
BO semi-recessed / surface / intrack	7 8	
BO track	7 8	
CANYON 60 recessed	7 8	
CAVO round / square / linear	7 8	
CAVO JUST spotlight insets	7 8 9	
COMBO trim	7	
CORNER surface	7 G 8	
DESO suspended	7	
FLOW surface	7 G 8	
FRAME 60 / 100 trim	7 G	
HEX-O ceiling / suspended	7 8	
HEX-O acoustic elements	W D G L	
INO circle / square suspended	7 G 8	
JANE semi-rec. / surface / suspended	7 8	
LENO semi-recessed / surface / susp.	7 8	
LENO recessed	7	
LINEA wall	7 8	
LITO 60 suspended	7 G 8	
MINIMAL 60 / 100 trimless	7	
MINO 40 / 60 / 100 surface / susp.	7 G 8	
MINO 40 / 60 / 100 system	7 G 8	
MINO CIRCLE ceiling / suspended	7 G 8	
MINO CIRCLE acoustic elements	W D L	
MITA circle ceiling	7 8	
MITA circle / square recessed	7 8	
MOVE IT 25 / 25 S / 45 trimless	8	
MOVE IT 25 / 25 S / 45 surf. / susp.	8 G	
MOVE IT 25 / 25 S / 45 susp. indirect	8 G	
MOVE IT FLEXTRACK extension	8 G	
MOVE IT JUST spotlight inset	7 8	
MOVE IT PAL suspended dec. inset	7 8	
MOVE IT PIVOT graphic light inset	8	
MOVE IT LINEAR insets	8	
MOVE IT system – acoustic elements	W L	
MOVE IT wästberg w203 dec. inset	7 8	
MOVE IN housing	7 G 8	
MOVE IN inset	7 8	
MUSE double light / light / baffle	B G P E	
PABLO track	7 8	

PRODUCT COLOURS	standard	available
RECOVER wall	7	
SASSO base / wall – housing	7 1	
SASSO base / wall – inset	7 4 1 9	
SASSO 40 recessed – mounting set	7 8	
SASSO 60 / 100 rec. – mounting set	7 G 8	
SASSO recessed – inset	7 4 1 9	
SASSO semi-rec. / ceiling – housing	7 1	
SASSO semi-rec. / ceiling – inset	7 4 1 9	
SASSO suspended – housing	7 1	
SASSO suspended – inset	7 4 1 9	
SASSO PRO mounting set	7 8	
SASSO PRO inset	7 8	
SETA ceiling / suspended system	7 8	
SETA suspended	7 8	
SONIC absorber	W D L	
SONIC free standing / suspended	7 6	
SONIC soundcap	W D G L	
SONO recessed / surface	7	
SONO LOOP surface	7 D	
SPADO round / square	7 8	
SPIO recessed	7	
SQUADRO wallwasher recessed	7 8	
SQUADRO wallwasher track	7 8	
STRETTA surface	7 8	
STRETTA end caps	7 C 8	
TASK acoustic elements	W D G L	
TASK circle / angular suspended	7 8	
TASK round / square / surface / susp.	7 8	
TASK S suspended	7 8	
TASK S suspended system	7 8	
TASK free standing	7 6 8	
TASK table / wall	7 8	
TRACK recessed	7 8	
TRACK surface / suspended	7 6 8	
TRACK high surface / suspended	7 8	
TRACK round surface / suspended	7 8	
TUBO 60 / 100 surface / suspended	7	
TULA suspended	4 7 8	
TWIST mounting set	7 8	
TWIST inset	7 8	
UNICO recessed	W B	
UNICO ceiling	W G B 9	
UNICO wall recessed	W B	
UNICO wall surface	W G B	
VARO track	7 8	
VELA surface / suspended	7 G 8	

Classic colours & Trend colours

Acoustic colours

Photographer overview

Kris Dekeijser (Cover | p. 19-23 | 66-67 | 68-69 | 73 | 148-149 | 154-155 | 242-243 | 246-247 | 286-287 | 292-293 | 298-299 | 390-391 | 468-469 | 608-609 | 622-623 | 680-681 | 709 | 714-715 | 716-717 | 745 | 762-763 | 770-771 | 782 | 794-795 | 848-849), Lilly Mörz (p. 10 | 12 | 14 | 16 | 403 | 811 | 966-967), Paul Ott (p. 13 | 166-167 | 338-339 | 358 | 378-379 | 502-503 | 524-525 | 620-621 | 688-689 | 896-897 | 906-907), Mathias Kniepeiss (p. 13 | 422-423), Michael Königshofer (p. 14 | 657), Hufton+Crow (p. 25), Andy Perkins (p. 26-29), serge brison (p. 31-35), Nate Cook Photography (p. 37-39 | 798-799), Paul Karalius (p. 56-57 | 830-831), rené riller fotografie (p. 58-59 | 162-163 | 366 | 388-389 | 726-727 | 804-805), Philipp Schuster (p. 60-61 | 98), Kurt Kuball (p. 76-77 | 322-323 | 359 | 367 | 444–445 | 474-475 | 478-479 | 480-481 | 514-515 | 592-593 | 630-631 | 640-641 | 657 | 668-669 | 796-797 | 800-801 | 846-847), Corinna Klug (p. 102-103 | 138-139), KA2 Light Architecture (p. 106-107 | 818-819 | 832-833), Martin Steinthaler (p. 118-119), Billy Bolton (p. 40-41 | 126-127 | 128-129 | 760-761), Thilo Ross (p. 130-131 | 550-551 | 571 | 574-575), Zooey Braun (p. 132-133 | 144-145 | 204-205 | 732-733 | 766-767 | Markus Tollhopf (p. 146-147), Bruno Helbling (p. 158-159), Oberpollinger | The KaDeWe Group (p. 176-177 | 178-179 | 225 | 240-241), Gerald Liebminger (p. 182), raumpixel.at (p. 188-189 | 340-341 | 636-637), Daniel Pfeffer (p. 192-193), Jens Pfisterer (p. 198-199 | 260-261), Adrian Bischoff Fotografie (p. 206-207), Obrist interior AG (p. 214-215), Z. Gataric Fotografie (p. 218 | 220-221 | 350-351 | 540-541 | 604-605 | 776-777 | 924-925 | 942-943), Dan Preston Studio (p. 219), Reinhard Zimmermann (p. 228-229), Schreyer David (p. 230-231), Andreas Lühmann (p. 232-233), elena egger (p. 236-237), Huy Nguyen (p. 252-253), Joachim Grothus (p. 254-255 | 310-311 | 412-413 | 614-615 | 690-691 | 920-921), Purnesh Dev Nikhanj (p. 256-257), Porsche Vietnam (p. 262-263), Linus Lintner (p. 272-273 | 276-277), Johannes Roloff (p. 284-285), atelier.j.ka (p. 294-295), Dominik Münich (p. 309 | 398-399 | 426-427 | 626-627), Tim Ertl (p. 318-319 | 324-325 | 466-467 | 482-483), Külling Optik (p. 346-347), Gruschwitz GmbH (p. 352-353), Martin Baitinger (p. 354-355), Romana Fürnkranz (p. 362-363), Roman Weyeneth (p. 368-369), Barbara Ziegelböck (p. 372-373), Gregor Graf (p. 386-387), Mato Johannik (p. 392-393), Markus Käch (p. 406-407), Stephan Baumann (p. 408-409), Sourbron fotografie (p. 414-415), Marcel Kohnen (p. 418-419), Fotomohito (p. 430-431 | 722-723 | 816-817), Meran und Hauser (p. 434-435 | 894-895), Stefan Zauner (p. 442-443 | 530-531), Werner Huthmacher (p. 448-449 | 542-543), Yvonne Schmedemann Fotografie (p. 450-451), pierer.net (p. 454-455 | 562-563 | 926-927), Werner Krug Fotografie (p. 463 | 836), Miquel Llonch (p. 472-473 | 586-587 | 789 | 844-845), Katherine Lu (p. 494-495 | 864-865), Kim Forssén (p. 498-499), Studio De Nooyer (p. 506-507), Martin Lugger (p. 538-539), Egon Gade Photography (p. 546-547 | 578 | 718-719), Konstantinos Karampatakis (p. 560-561), Angelo Kaunat (p. 566-567), David Barbour (p. 571 | 956-957), Lennart Søgård-Høyer (p. 579), Walter Luttenberger (p. 588-589), Dian Stanchev (p. 600-601 | 756-757), Maria Miklaszewska (p. 602-603), Justin Hession (p. 628-629), Marek & Beier Fotografen (p. 641), Thomas A. Berger, www.diebergerdesigner.de (p. 644-645), PION Studio (p. 650-651), Tõnu Tunnel (p. 652-653), Schneider & Schütz GmbH (p. 660-661), peal GmbH (p. 662-663), Andrew Alberts (p. 666-667), Nick Rezendes (p. 697), tschinkersten Fotografie (p. 712-713), Gavrill Papadiotis (p. 724-725), Paloma Pacheco Turnes (p. 728-729), Irina Boersma (p. 738-739), Studio DZ GmbH, Dario Zimmerli (p. 740-741), Catherine Roider (p. 746-747 | 774-775), Andrii Shurpenkov (p. 758-759), Ditz Fejer (p. 781), Richard Kiely (p. 811 | 824-825 | 932-933), teamgnesda (p. 815 | 828-829), ROOM Communicatoion GmbH (p. 822-823), walter schießwohl (p. 861 | 872-873), Kurt Härting Kufstein (p. 868-869), Donal Murphy (p. 884-885), Luis Hevia (p. 886-887), Baptiste Lobjoy (p. 900-901), Studio Filipa Peixeiro (p. 911), Fkontract (p. 911), Frank Pinckers (p. 922-923), Aleš Jungmann (p. 930-931), Sergio (p. 938-939 | 964-965)

Imprint

Graphic Design
Albert Exergian
Lukas Hochenwarter
Laura Gautsch
Jürgen Kurzmann
Nicole Praus

Print Production
Rene Zavadilik

Lithography
Volker Waldhauser

Organisation
Rene Zavadilik
Melina Fuchs
Helena Bäuchler

Cover
Kris Dekeijser

Printing
Druck Styria GmbH & Co KG

© 2022-07

Legal notes

EN The details provided in this catalogue were correct at the time of publication. They do not constitute any kind of obligation on our part and are for information only. We shall not be held liable for any discrepancies between the illustrations or descriptions given and the actual product. The power input of the LEDs is calculated with driver electronic and control gear. We reserve the right to make alterations to our products at any time. All orders will be carried out in accordance with the relevant versions of our General Terms and Conditions. These can be viewed at www.xal.com.

FR Les données de ce catalogue correspondent à la situation au moment de l'impression, elles ne sont pas contraignantes et ont uniquement un but informatif. XAL n'est pas responsable des écarts constatés entre un produit et ses images ou données. Nous nous réservons le droit d'apporter des modifications à nos produits à tout moment. Toutes les commandes sont prises conformément à nos conditions générales de vente et de livraison, que vous pouvez retrouver au www.xal.com, et dans leur version en vigueur.

back

Contacts

XAL headquarters

XAL GmbH
Auer-Welsbach-Gasse 36
8055 Graz
AUSTRIA
T +43.316.3170
office@xal.com

International Sales
T +43.316.3170
office.export@xal.com

XAL branches

XAL GmbH
St. Veiter Straße 146
9020 Klagenfurt
AUSTRIA
T +43.316.3170.8000
office.kaernten@xal.com

XAL GmbH
Dr. Herbert-Sperl-Ring 2,
Top 4, 2. OG
4060 Leonding
AUSTRIA
T +43.316.3170.8572
office.oberoesterreich@xal.com

XAL GmbH
Römerstraße 16
6065 Thaur
AUSTRIA
T +43.316.3170.8562
office.oewest@xal.com

XAL GmbH
Marxergasse 1B
1030 Vienna
AUSTRIA
T +43.1.5264784
office.vienna@xal.com

XAL Belgium
Spinnerijstraat 99/21,
8500 Kortrijk
BELGIUM
T +32.56.49.28.00
office@xal.com

XAL Hong Kong
RM. 1413, Block A,
Sea View Estate,
2 Watson Road,
North Point Hong Kong
CHINA
T +852.2590.9468
office@xal.com

XAL Finland Oy
Sörnäistenkatu 1
00580 Helsinki
FINLAND
T +358.40.0700975
office.fi@xal.com

XAL Sarl
36 Rue Juliette Récamier
Place Deroudille
69006 Lyon
FRANCE
T +33.4.72.81.11.99
office.fr@xal.com

XAL Sarl
10, Rue Pecquay
75004 Paris
FRANCE
T +33.1.40.29.98.82
office.fr@xal.com

XAL GmbH
GSG Hof, Helmholtzstraße 2-9
10587 Berlin
GERMANY
T +49.303.974.329.0
office.berlin@xal.com

XAL GmbH
Schanzenstraße 36 Geb. 234a
51063 Cologne
GERMANY
T +49.2211.2071.740
office.koeln@xal.com

XAL GmbH
Europa-Allee 33–35
60327 Frankfurt am Main
GERMANY
T +49.69.2102959.0
office.frankfurt@xal.com

XAL GmbH
Ruhrstraße 11a/Im Phoenixhof
22761 Hamburg
GERMANY
T +49.408.5179.2830
office.hamburg@xal.com

XAL GmbH
Wilhelm-Wagenfeld-Straße 16
80807 Munich
GERMANY
T +49.89.323.7380
office.de@xal.com

XAL GmbH
Hohnerstraße 23
70469 Stuttgart
GERMANY
T +49.711.8060.7590
office.stuttgart@xal.com

XAL India Pvt. Ltd.
Plot No.13, F-II Block
MIDC, Pimpri
Pune 411040
INDIA
T +91.20.3006.5566
office.in@xal.com

XAL Srl
Via Enrico Fermi 20
39100 Bolzano
ITALY
T +39.3476.401293
office.it@xal.com

XAL B.V.
Cruquiusweg 111L
1019 AG Amsterdam
NETHERLANDS
T +31.20.229.6001
office.nl@xal.com

XAL AS
Drammensveien 288
0283 Oslo
NORWAY
T +47.24.07.61.11
office.no@xal.com

XAL Sp. z.o.o.
Ul. Posag 7 Panien 1a
02-495 Warsaw
POLAND
T +48.73.033.03.58
office.pl@xal.com

XAL Eastern Europe k.s.
Varsavská 5
83103 Bratislava
SLOVAKIA
T +421.2.326.602.80
office.sk@xal.com

XAL Creative Lab
Plaça Duc de Medinaceli 5
08002 Barcelona
SPAIN
T +34.935.95.17.80
office.es@xal.com

XAL Sales Office
Madrid
SPAIN
office.es@xal.com

XAL SE
Hårdvallsgatan 18
11546 Stockholm
SWEDEN
M +46.7.084.484.84
office.se@xal.com

XAL Schweiz GmbH
Max Kämpf-Platz 2
4058 Basel
SWITZERLAND
T +41.61.206.80.90
office.basel@xal.com

XAL Schweiz GmbH
Zentweg 9
3006 Bern
SWITZERLAND
T +41.31.938.80.90
office.bern@xal.com

XAL Schweiz GmbH
Avenue de l'Avant-Poste 7
1005 Lausanne
SWITZERLAND
T +41.21.310.11.90
office.lausanne@xal.com

XAL Schweiz GmbH
Unterlachenstrasse 19
6005 Lucerne
SWITZERLAND
T +41.41.269.80.90
office.luzern@xal.com

XAL Schweiz GmbH
Hohlstrasse 517
8048 Zurich
SWITZERLAND
T +41.44.245.80.90
office.ch@xal.com

XAL Middle East DMCC
HDS Business Center
Office No. 704, Cluster M
Jumeirah Lakes Towers, Dubai
PO Box 336603
UNITED ARAB EMIRATES
T +971.4.436.2347
office.dubai@xal.com

XAL Ltd.
23 Batemans Row
London EC2A 3HH
UNITED KINGDOM
T +44.20.3174.0177
office.uk@xal.com

XAL Inc.
133 West, 19th Street, 9th Floor
New York, NY 10011
USA
T +1.212.343.8100
office.us@xal.com
xalusa.com

XAL USA factory
150 Hawley Road
Oxford, CT 06478
USA
T +1.203.262.9990